

Uniform Crime Reporting 2018 Report





The Department of Public Safety has collected crime data from Nevada’s law enforcement agencies and provided the most comprehensive aggregated representation available. The Department of Public Safety does not guarantee this book to be complete or accurate in regards to the data being provided.



**STATE OF NEVADA
DEPARTMENT OF PUBLIC SAFETY**

Steve Sisolak, Governor

George Togliatti, Director
Department of Public Safety

Mindy McKay, Division Administrator
Records, Communications and Compliance Division

Balakrupa Ramachandran, Uniform Crime Reporting Statistician
Records, Communications and Compliance Division

Nicole Lubich, Uniform Crime Reporting Program Supervisor
Records, Communications and Compliance Division

Tammy Vieira, Uniform Crime Reporting Program Specialist
Records, Communications and Compliance Division

Raymond Mansi, Uniform Crime Reporting Administrative Support
Records, Communications and Compliance Division



Nevada Department of
Public Safety
DEDICATION PRIDE SERVICE



Nevada Department of **Public Safety**

DEDICATION PRIDE SERVICE

DPS VISION: To be the premiere public safety agency and provide advanced law enforcement services to the citizens of Nevada. To support and empower Department of Public Safety employees by encouraging diversity in the workforce, results oriented service, productivity and meaningful career growth.

The Department of Public Safety is committed to achieving the highest standards of excellence through the use of comprehensive training programs, progressive technology, federal, state and local government partnerships with interagency cooperation to ensure the safety of all citizens and visitors in Nevada.

DPS MISSION STATEMENT: In partnership with the people of Nevada, the Department of Public Safety provides services in support of protecting our citizens and visitors by promoting safer communities through prevention, preparedness, response, recovery, education and enforcement.



Table of Contents

Forward from Division Administrator Mindy McKay 6

Appreciation for Support to Nevada Law Enforcement Agencies 7

Nevada Counties 8

Nevada State Legislature Authority 9

Introduction to Uniform Crime Reporting 12

Classification of Offenses 19

Explanation of the Calculation of Rates..... 31

Statement of Policy for Release of UCR Statistical Information..... 32

Profile: State of Nevada 33

2018 Nevada Crime Clock..... 35

2018 *Crime In Nevada* Highlights 37

Index Crimes and Clearance Rates..... 41

Murder Data 67

Rape Data..... 75

Robbery Data..... 82

Aggravated Assault Data 91

Burglary Data..... 98

Larceny Data 106

Motor Vehicle Theft Data 113

Arson Data 120

Simple Assault Data 127

Stolen and Recovered Property Values 133

Law Enforcement Personnel Data 146

Justifiable Homicide Data 153

Cargo Theft..... 159

Protection Order Data..... 164

Domestic Violence Data 173

Statewide Domestic Violence Demographics: by Agency and County 178

Crimes Committed Against Older Persons Data 205

Aging & Disability Services Data 213

Arrest Data..... 223

Statewide Arrestees: Demographics: by Agency and County 227

Statewide Arrestees: Race and Ethnicity: by Agency and County 324

References 384

Steve Sisolak
Governor



Nevada Department of
Public Safety
DEDICATION PRIDE SERVICE

George Togliatti
Director

**Records, Communications and
Compliance Division**

333 West Nye Lane, Suite 100
Carson City, Nevada 89706
Telephone (775) 684-6262 – Fax (775) 687-3289

Mindy McKay
Division Administrator

FORWARD

With great pride the Nevada Department of Public Safety, Records, Communications and Compliance Division's Uniform Crime Reporting Program presents the twenty-fifth annual report of *Crime In Nevada*.

Without the efforts of Nevada's law enforcement agencies, this publication would not be possible. We would like to extend our sincere thanks and appreciation to each agency for their dedication and commitment in providing accurate and timely crime statistics to the state Uniform Crime Reporting Program.

Thank you to the UCR staff within the Department of Public Safety, Records, Communications and Compliance division for their dedication to compiling and publishing the statistics for this year's *Crime In Nevada*.

If we can be of assistance, please contact the Uniform Crime Reporting Program at 775-684-6262 or email ucr@dps.state.nv.us.

This publication is available online at:
<http://rccd.nv.gov/About/UCR/Crime-In-Nevada/>

Respectfully,

A handwritten signature in blue ink that reads "Mindy McKay".

Mindy McKay
Division Administrator



Appreciation for Support

2018 Reporting Agencies

The success of the Nevada Uniform Crime Reporting Program hinges on the complete, accurate and timely participation of all of Nevada's law enforcement agencies. The program was established with the support of criminal justice and law enforcement agencies statewide in July of 1991 (NRS 179A.078).

Although responsibility for actual development and execution of the program was vested in the Nevada Department of Public Safety, the individuals at the municipal, county and state levels who submit the raw data are the entities ultimately critical to its viability and success. Accordingly, we recognize the following dedicated people.

Carrie Embree
Nevada Aging & Disability Services

William Avery & Ruby Perkins
Boulder City Police Department

Karen Carr
Carlin Police Department

Tee Jay Fletcher & Beckie Neep
Carson City Sheriff's Office

LaRonda Atchison
Churchill County Sheriff's Office

Wendy Burgess
Clark County School District PD

Carolyn Wright
College of Southern Nevada PD

Crystal Allen & Shalon Marangi
Douglas County Sheriff's Office

Theresa Pacini
Elko County Sheriff's Office

Shelby Womack
Elko Police Department

Tamara Davis
Esmeralda County Sheriff's Office

Louise Bateman & Clara Bundy
Eureka County Sheriff's Office

Ron Wegner
Fallon Police Department

Hillary Velado
Henderson Police Department

Cami Durick
Humboldt County Sheriff's Office

Shelly Neiman
Secretary of State Office

Rochelle Baccus
Lander County Sheriff's Office

Laura Brown
Las Vegas Fire & Rescue

Rosiland Baccus
Las Vegas Metropolitan PD

Derek Foremaster
Lincoln County Sheriff's Office

Terri Wilcox
Lovelock Police Department

Shelly Bristol
Lyon County Sheriff's Office

Teresa Leal Flores & Meresa Brey
Mesquite Police Department

Meredith Kenner
Mineral County Sheriff's Office

Nicole Blanks
Nevada Investigation Division

Patsy Milton
Nevada Fire Marshal

Angelina Broshanan & Sandy Nelson
NHP – Southern Region

Julie Santti & Jessica Moore
NHP – Northeastern Region

Theresa Strauss
NHP – Northwestern Region

Jeff Lomprey
North Las Vegas Arson Investigations

Denise Scarff
North Las Vegas Police Department

Christine Murphy
Nye County Sheriff's Office

Leslie Steward
Pershing County Sheriff's Office

Greg Clish & Ray Guzman
Reno-Tahoe Airport Authority Police Dept

Jan Arnold
Reno Police Department

Linda Cross
Reno Municipal Court

Sheila Lichius-III
Sparks Police Department

Brandy Gavenda
Storey County Sheriff's Office

James Morrow
UNLV Police Department

Tara Acquafondata
UNR Police Department

Julie Kemp
Washoe County School District PD

Ron Souza & Jennifer Leiker
Washoe County Sheriff's Office

Toni Corona
West Wendover Police Department

Jaime Swetich & Rick Ashby
White Pine County Sheriff's Office

Denise Arguello
Winnemucca Police Department

Helen Sturtevant
Yerington Police Department



Nevada Counties





Nevada State Legislature Authority

The Sixty-Sixth Session of the 1991 Nevada Legislature created the Uniform Crime Reporting Program within the Central Repository.

NRS 179A.078¹: Uniform Program for Reporting Crimes: Establishment; purpose.

The Director of the Department shall establish within the Central Repository a Uniform Program for Reporting Crimes that is designed to collect statistical data relating to crime and to facilitate the collection and analysis of statistical data relating to crime at a central location. (Added to NRS by 1991, 824; A 1993, 362; 1997, 454; 2005, 903; 2017, 2680)

NRS 179A.075: Creation; duties of agencies of criminal justice and certain other agencies; duties and powers of Records, Communications and Compliance Division of Department and Central Repository.

Mandates the reporting of criminal justice statistics to the Central Repository, the submission of that data to the Federal Bureau of Investigation and publication of these statistics on the internet.

Section 2:

Each agency of criminal justice and any other agency dealing with crime shall:

- a. Collect and maintain records, reports and compilations of statistical data required by the Department; and
- b. Submit the information collected to the Central Repository:
 - 1) In the manner approved by the Director of the Department.
 - 2) In accordance with the policies, procedures and definition of the Uniform Crime Reporting Program of the Federal Bureau of Investigation.

Section 8:

The Central Repository shall:

- a. Collect and maintain records, reports and compilations of statistical data submitted by any agency pursuant to subsection 2.
- b. Tabulate and analyze all records, reports and compilations of statistical data received pursuant to this section.
- c. Disseminate to federal agencies engaged in the collection of statistical data relating to crime information which is contained in the Central Repository.
- g. On or before July 1 of each year, prepare and post on the Central Repository's Internet website an annual report containing the statistical data relating to crime received during the preceding calendar year. Additional reports may be posted to the Central Repository's Internet website throughout the year regarding specific areas of crime if they are approved by the Director of the Department.
- h. On or before July 1 of each year, prepare and post on the Central Repository's Internet website a report containing statistical data about domestic violence in this State.
- i. Identify and review the collection and processing of statistical data relating to criminal justice and the delinquency of children by any agency identified in subsection 2 and make recommendations for any necessary changes in the manner of collecting and processing statistical data by any such agency.
- j. Adopt regulations governing biometric identifiers and the information and data derived from biometric identifiers, including, without limitation:

Section 9:

The Central Repository may:

- a. In the manner prescribed by the Director of the Department, disseminate compilations of statistical data and publish statistical reports relating to crime or the delinquency of children.
- b. Charge a reasonable fee for any publication or special report it distributes relating to data collected pursuant to this section. The Central Repository may not collect such a fee from an agency of criminal justice, any other agency dealing with crime or the delinquency of children which is required to submit information pursuant to subsection 2 or the State Disaster Identification Team of the Division of Emergency Management of the Department. All money collected pursuant to this paragraph must be used to pay for the cost of operating the Central Repository.
- c. In the manner prescribed by the Director of the Department, use electronic means to receive and disseminate information contained in the Central Repository that it is authorized to disseminate pursuant to the provisions of this chapter.

THIS PAGE WAS LEFT INTENTIONALLY BLANK



2018 Crime In Nevada



Introduction to UCR

The **Uniform Crime Reporting (UCR)** program is a nationwide cooperative effort of over 18,000 city, county, and state law enforcement agencies reporting data on crime. The monthly contributions to Nevada's current program, with over 40 local law enforcement agencies reporting, represent a solid beginning to establishing an effective statewide Criminal Justice Information System (CJIS). We invite non-participating law enforcement agencies in Nevada to join their peers in this effort to provide comprehensive crime statistics on the state.

Inquiries concerning Uniform Crime Reporting may be directed to:

**Department of Public Safety
Records, Communications and Compliance Division
Uniform Crime Reporting
333 West Nye Lane Suite 100
Carson City, NV 89706
(775) 684-6262
ucr@dps.state.nv.us**

Ideally, UCR data will eventually merge with that of the other major components of the criminal justice system (i.e., prosecutors, courts, and corrections) to form an integrated system for the exchange of vital management information. The availability of such data will enhance law enforcement's proactive response to crime and justice in Nevada. The Department of Public Safety administers the UCR Program as a statewide, standardized method of collecting statistics on crime as it is reported to law enforcement. The UCR program produces a reliable set of crime statistics for use in law enforcement administration, operation, and management. Additionally, Nevada's statistics are forwarded monthly to the FBI for inclusion in its annual report ***Crime in the United States***.

We hope UCR data will be used over the years as a leading social indicator. With this annual report, Nevada's citizens can look to the UCR program as the primary information source for understanding the nature and extent of crime occurring in the state. Criminologists, sociologists, legislators, state and local planners, the media, and academicians can benefit from these statistics in various ways. *The National Academies Press* reports that the uses of crime data include operation and resource allocation decisions by law enforcement, local and state government agencies, and the public and private sectors.²

Things to consider when reporting crimes:

- Crime Factors
- Potential Uses of UCR Data
- Reporting Procedure
- Hierarchy Rule
- Verification Procedure





Crime Factors to Consider

Statistics gathered under the UCR Program are submitted by the participating law enforcement agencies of Nevada and represent a spectrum of crime on statewide, county, and municipal levels. Awareness of the presence of unique variables is necessary if fair and equitable conclusions are to be drawn. These crime-influencing factors are present, to some degree, in every community and their presence affects, in varying degrees, how crime develops. Comparison of crime figures between communities should not be made without first considering individual factors present in each area. Crime, as an outgrowth of society, remains a social problem of grave concern and the police are limited in their role as to its detection and suppression.

Following are some conditions that will, by type and frequency, affect crime that occurs from place to place.

- Size and density of community population and the degree of urbanization in the surrounding area
- Compositions of population with particular reference to youth concentration
- Economic status of population, median income and job availability
- Relative stability of population, including commuters, seasonal, and other transient types
- Modes of transportation and area highway systems
- Climate, including seasonal weather conditions
- Cultural conditions such as educational, recreational, and religious characteristics
- Standards governing appointments to the police force
- Policies of prosecuting officials, the courts, correctional and parole/probation officials
- Effective strength of law enforcement agencies
- Attitude of the public toward reporting crime and participation in the prosecution of offenders
- The administrative and investigative efficiency of local law enforcement agencies, including the degree of adherence to crime reporting standards
- Organization and cooperation of adjoining and overlapping police jurisdictions

The primary goal of the UCR program is to identify crime and related problems. Statistics in this publication should not be used to measure or to evaluate workloads and results of individual contributing departments. While most police agencies are collectively viewed as crime-fighting units, considerable independent research shows only a small portion of the workload of many departments is spent fighting crime. Because of other assigned duties, the peculiar cycle of crime and clearances, and different community factors that normally affect crime statistics, no conclusions regarding individual departments should be made without consulting directly with the agency being analyzed.

Crime rates in this publication are based on the resident population of the state per the United States Census current population estimates³ and its subdivisions as established and published by the Nevada State Demographer⁴. Population estimates are revised annually. Seasonal population figures are too inaccurate and fluctuate too rapidly to be used in the determination of crime rates. Most Nevada communities experience rather wide seasonal population fluctuations due to the nature of the state's major industries, gaming and tourism. Accordingly, actual crime rates reported here, calculated per thousand population, may appear higher than might be expected for a community of comparable size without substantial fluctuations. This should not deter police administrators from using the data for planning and administrative purposes. Local seasonal population data is available which can be utilized for further statistical refinements.

Additionally, readers are cautioned not to make direct comparisons between crime rates reported for Nevada communities and those of communities of similar size in other states without first carefully analyzing and applying local modifying factors.



Potential Uses of UCR Data

The Nevada program is unique among similar state programs as it is dedicated to doing more than just gathering statistics. The program is dedicated to providing statistical support services to its contributors and to producing a variety of reports, or crime profiles, on an as-needed basis. These crime profiles will set the stage for extensive use of the data by police administrators and other criminal justice agencies.

Persons reading this report may ask, "How good are Uniform Crime Reports and how can they be used?" Initial responses that come to mind may be limited, but as the information is examined more closely, many and varied uses are discovered. Foremost is keeping the public informed as to the volume and nature of crime, which they may judge and act accordingly. In actuality, UCR is a multi-faceted vehicle of many uses. Here are a few, but by no means all such uses, as they relate to different groups and agencies.

Law Enforcement Contributors

Administrative information relating to:

- Budget - need and justification
- Staffing - number needed relating to state average number of employees vs. population and crime rate
- Department composition - Patrol, Administration, Jail, Laboratory, Detective Division, Juvenile
- Identification of specific problem crimes
- Disbursement of personnel and shifts in accordance with the crime picture of individual communities with avoidance of duplication of services in cases of concurrent jurisdiction
- Training - according to crime problem prioritization
- Equipment procurement - by justified need
- Selective enforcement - by crime volume, particular times, and seasons through UCR information
- Crime Profiles - identification of problems unique to individual communities
- Long-range Planning - as anticipated by crime trends

Governor and Legislature

- Broad, accurate picture of crime in Nevada by location, frequency, type, and rate, as reported and derived from records of all participating enforcement agencies
- Guide to validate funding needs of special interest groups and their requests for funding of the same
- Need for more or fewer specialized programs
- Identification of crime trends and their relationship(s) to training, courts, corrections, and other criminal justice agencies
- Identification of various social problems relating to drugs, alcohol and rehabilitation
- Effectiveness of various social programs related to drugs, alcohol and rehabilitation

Courts - Prosecution

- Valuable general research information on crimes within the areas being served
- Crime trend information
- Identification of specific crimes to be considered in the prosecutorial and judicial processes



Potential Uses of UCR Data cont...

Media Groups

- A factual source for use in reporting crime and socially-related problems

Social Agencies

- Identification of problem areas for concentration of remedial activities
- Application for general evaluation of program effectiveness

Educational Institutions

- Educators at all levels can use UCR data for various studies, budget preparation, and planning.

The above listed are a few possible uses; undoubtedly, many more exist. The larger the UCR database becomes, the clearer its value will become. Since effective problem solving begins with problem identification, UCR will continue to be meaningful for years to come.

Nevada UCR believes the data provided herein can serve as a catalyst for some departments to establish modern record systems for the first time. With other agencies it may spur needed system upgrades. This will enable administrators at the chief and sheriff levels to be able to take a renewed look at their departments, potentially effecting beneficial internal operational changes. Awareness by subordinate personnel that their reports and arrest information are being used, not just filed, will result in better and more comprehensive reporting. Finally, the periodic release of crime information to the general public will keep the crime problem in its proper perspective. According to Joan Petersillia, faculty co-director of the Stanford Criminal Justice Center, "Ultimately, the goal is that we be able to take data from all points along the criminal justice system in order to assess the impact of what we do with the criminal justice system, allowing us to find the programs and practices that create the best possible public outcomes."⁵



Reporting Procedures

In Nevada’s UCR program, contributing law enforcement agencies are wholly responsible for compiling their own crime reports and submitting them to the Uniform Crime Reporting (UCR) Program of the Records, Communications and Compliance Department in Carson City. The UCR Program, to maintain data quality and uniformity, furnishes to the contributing agencies continuous training and instruction in Uniform Crime Reporting procedures. All contributors are also given data submission guidelines, report forms, and a UCR Guide furnished by the FBI that outlines, in detail, procedures to score and to classify offenses. The guide illustrates and discusses the monthly and annual report forms.

A centralized record system is vital to the sound operation of any law enforcement agency. It is an essential element for crime reporting. Trained UCR personnel at the state level assist contributors in following established reporting procedures.

Law enforcement agencies (state, county and municipal) report the number of offenses that become known to them in the following index crime categories:

VIOLENT CRIME		<i>Categorized by:</i>
Criminal Homicide	Murder and Non-Negligent Manslaughter Manslaughter by Negligence	
Rape	Rape Attempts to commit rape	
Robbery	Firearm Knife or Cutting Instrument Other Dangerous Weapon Strong-Arm (hands, Fists, Feet, etc)	
Aggravated Assault	Firearm Knife or Cutting Instrument Other Dangerous Weapon Strong-Arm (hands, Fists, Feet, etc)	
PROPERTY CRIME		
Burglary	Forcible Entry Unlawful Entry (No Force) Attempted Forcible Entry	
Larceny-Theft	(except Motor Vehicle Theft)	
Motor Vehicle Theft	Autos Trucks and Buses Other Vehicles	
Arson	Structural Mobile Other	





Reporting Procedures cont...

In addition, the agencies submit the number of arrests recorded by sex, age, race and ethnicity for 21 other "Part II" offenses. Descriptions of these offenses are provided under the offense classification section of this publication.

Another facet of the UCR program involves the collection of hate crimes. In 1990, President Bush signed into law the "Hate Crime Statistics Act of 1990". In October 2009, the Matthew Shepard and James Byrd, Jr. Hate Crimes Prevention Act (HCPA), also known as Matthew Shepard Act, amended the Hate Crime Statistics Act. The data now identifies crimes that manifest evidence of prejudice based on race, religion, disability, sexual orientation, ethnicity, gender, or gender identity.

Whenever complaints of crime are determined through investigation to be unfounded or false, they are subtracted from the actual count. The number of "actual offenses known" in these crime categories is reported to the Nevada UCR Program whether or not anyone is arrested for the crime; the stolen property is recovered; prosecution is undertaken; or any other restrictive consideration is in effect.

Other data configurations which contributing agencies tally through the UCR system are as follows:

- **Number of crimes cleared by arrest or exceptional means**
 - Clearances involving persons under age 18
 - Number of arrests for all criminal acts (except traffic violations), categorized by arrestee age, sex, ethnicity and race
- **Number of law enforcement officers killed or assaulted**
 - Number of sworn and civilian enforcement personnel employed by agency type
 - Assaults categorized by type of call, time of day, and weapons used
- **Property stolen and recovered**
 - Type and value of property
- **Simple Assault**
 - Non-aggravated offenses that involved hands, fists, and/or feet
- **Human Trafficking**
 - Offenses categorized by commercial or involuntary servitude
- **Justifiable Homicide**
 - Offenses categorized by felon's age range and type of person who performed the killing.
- **Protection Orders**
 - Orders granted by gender, custody of a minor, served, and expired
- **Domestic Violence**
 - Number of offenses committed, victim / offender classification by gender and relationship, time of day, and weapons used
- **Crimes Against Older Persons**
 - Offenses categorized by type of abuse
 - Aging & Disability Services Elderly Abuse Report
 - Abuse categorized by substantiated/ unsubstantiated, victim's gender, race, age, type of residence, and type of abuse



Hierarchy / Verification

Hierarchy Rule:

There is a significance to the order in which the Part I offenses are presented. In cases where more than one offense occurs in an incident, only the highest ranking Part I offense is counted. Three offenses, Arson, Human Trafficking–Commercial Sex Acts, and Human Trafficking–Involuntary Servitude, ignore the Hierarchy Rule and are always counted even in cases when multiple offenses occur in an incident. The Hierarchy Rule, which requires counting only the highest offense on the list and ignoring all others, applies only to crime reporting and does not affect the number of charges for which the defendant may be prosecuted in the courts.

Verification Procedure:

Data uniformity and accuracy is of primary concern under this program. With coverage of over 45 reporting jurisdictions within the State of Nevada, the problems with attaining uniformity are apparent. Issuance of instructions and training of personnel within contributing agencies does not complete the role of the UCR Program. It is standard operating procedure to examine each incoming report for mathematical accuracy and completeness.

Clearance factors, recovery rates, and other elements are scrutinized and changes are suggested to the contributors where needed. In the instance of minor mathematical corrections, the contributing agency is either contacted by mail, fax, telephone, e-mail or in-person visitations made by qualified UCR Program personnel.

The possibility of report duplication requires constant verification through internal consistency checks. If duplication is suspected, the contributing agency is immediately contacted and the matter is resolved in accordance with guidelines. Continual analysis of reports is ongoing to assist contributors, and to maintain the quality necessary for a factual and successful program. In addition, an FBI Quality Assurance Group periodically visits contributors to cooperatively assist in necessary auditing of records and reporting methods.

Regardless of the extent of the quality control process employed by the Uniform Crime Reporting Program, the accuracy of the data assembled under this program depends on the sincere effort exerted by each contributor to meet the necessary standards of reporting. We are especially grateful to the UCR support staff in each contributing agency for their diligence and persistence, and for their constant attention to reporting policies and procedures.





Classification of Offenses

Uniformity in reporting under the Federal Bureau of Investigation's Uniform Crime Reporting Program is based on the proper classification of offenses reported to or known by the police. The adoption of the National System of Uniform Crime Reporting includes the utilization of the offense classifications of that system. Law enforcement in this state has made accurate application of those classifications in the reports submitted to the Nevada Uniform Crime Reporting Program. In view of the need for compatibility with the National System, "offenses" under the program are not distinguished by designation of "misdemeanors", "felonies" or violations of municipal ordinances. The explanations of offense classifications may vary slightly from language used by those familiar with Nevada State Law. However, the major categories of offense classification remain the same between the national and state level.

The following definitions are per the FBI's *Criminal Justice Information Services Division Uniform Crime Reporting Program Summary Reporting System User Manual* (V. 1.0, dated 6/20/2013)⁶.

PART I OFFENSES

Offense data consists of information that has been extracted from reports of Part I crimes that have come to the attention of Nevada Law Enforcement Agencies. Part I crimes are comprised of the following offenses.

1. CRIMINAL HOMICIDE

- a. Murder and Non-Negligent Manslaughter - *The willful (non-negligent) killing of one human being by another.*
** Includes any death due to a fight, quarrel, argument, assault or commission of a crime.
- b. Manslaughter by Negligence – *The killing of another person through gross negligence.*
** *Deaths of persons due to their own negligence, accidental deaths not resulting from gross negligence, and traffic fatalities are not included.*

2. RAPE

Note: In 2011, the FBI UCR Program revised the definition of rape for reporting purposes. As the offense is now defined, it is possible to report either males or females as rape victims. The former (historical) definition used for rape was: The carnal knowledge of a female forcibly and against her will.

- a. Rape – Completed: *Penetration, no matter how slight, of the vagina or anus with any body part or object, or oral penetration by a sex organ of another person, without the consent of the victim.*
- b. Rape - Attempts to Commit Rape: *Assaults and attempts to rape.*





Types of Part I Offenses cont...

3. ROBBERY

The taking or attempting to take anything of value from the care, custody, or control of a person or persons by force of threat of force or violence and/or by putting the victim in fear. Includes all attempts.

- a. Gun – Includes robberies and attempts in which any firearm is used as a weapon or employed as a means of force to threaten the victim or put the victim in fear. Attempts are included.
- b. Knife or Cutting Instrument – Includes robberies and attempts in which a knife, broken bottle, razor, ice pick, or other cutting or stabbing instrument is employed as a weapon or as a means of force to threaten the victim or put the victim in fear. Attempts are included.
- c. Other Dangerous Weapon – Includes robberies in which a club, acid, explosive, brass knuckles, Mace®, pepper spray, stun guns, Tasers®, or other dangerous weapon is employed or its use is threatened. Attempts are included.
- d. Strong Arm-Hands, Fists, Feet, etc. – Includes muggings and similar offenses in which only personal weapons such as hands, arms, feet, fists and teeth are employed or their use is threatened to deprive the victim of possessions. Attempts are included.

4. AGGRAVATED ASSAULT

An unlawful attack by one person upon another for the purpose of inflicting severe or aggravated bodily injury. This type of assault usually is accompanied by the use of a weapon or by means likely to produce death or great bodily harm.

All assaults will be classified in the following categories excluding assaults with intent to rob or rape.

- a. Firearm – Include 4d Hands, Fist, Feet, Etc (Aggravated Injury) - includes only the attacks using personal weapons such as hands, arms, feet, fists, and teeth, that result in serious or aggravated injury. Reporting agencies are to consider the seriousness of the injury as the primary factor in establishing whether the assault is aggravated or simple. The assault is aggravated if the personal injury is serious, for example, there are broken bones, internal injuries, or stitches required. Conversely, the offense is considered simple assault if the injuries are not serious (abrasions, minor lacerations, or contusions) and require no more than usual first-aid treatment.
- b. Knife or Cutting Instrument – Includes assaults wherein weapons such as knives, razors, hatchets, axes, cleavers, scissors, glass, broken bottles, arrows, and ice picks are used as cutting or stabbing objects or their use is threatened.
- c. Other Dangerous Weapon – Includes assaults resulting from the use or threatened use of any object as a weapon in which serious injury does or could result. The weapons in this category include, but are not limited to, Mace®, pepper spray, clubs, bricks, jack handles, tire irons, bottles, or other blunt instruments used to club or beat victims. Attacks by explosives, acid, lye, poison, scalding, burnings, BB guns, pellet guns, Tasers®, stun guns, etc. are also included in this category.
- d. Hands, Fist, Feet, Etc. (Aggravated Injury) - includes only the attacks using personal weapons such as hands, arms, feet, fists, and teeth, that result in serious or aggravated injury. Reporting agencies are to consider the seriousness of the injury as the primary factor in establishing whether the assault is aggravated or simple. The assault is aggravated if the personal injury is serious, for example, there are broken bones, internal injuries, or stitches required. Conversely, the offense is considered simple assault if the injuries are not serious (abrasions, minor lacerations, or contusions) and require no more than usual first-aid treatment.



Types of Part I Offenses cont...

5. BURGLARY

Breaking and Entering - Unlawful entry of a structure to commit a felony or theft.

Note: For Uniform Crime Reporting purposes the terms “Burglary” and “Breaking and Entering” are considered synonymous. All such offenses and attempts are scored as burglary. Breaking and Entering of a motor vehicle is classified as a larceny for Uniform Crime Reporting purposes.

The UCR Program classifies offenses locally known as burglary (any degree), unlawful entry with intent to commit a larceny or felony, breaking and entering with intent to commit a larceny, housebreaking, safecracking, and all attempts at these offenses as burglary

- a. **Forcible Entry** - All offenses where force of any kind is used to unlawfully enter a structure for the purpose of committing a theft or felony. This definition applies when a thief gains entry by using tools, breaking windows, forcing windows, doors, transoms, or ventilators, cutting screens, walls, or roofs, and where known, using master keys, picks, unauthorized keys, celluloid, a mechanical contrivance of any kind (e.g., a passkey or skeleton key), or other devices that leave no outward mark but are used to force a lock. Agencies also include burglary by concealment inside a building followed by exiting the structure as burglary.
- b. **Unlawful Entry - No Force** – All offenses when access is achieved by use of an unlocked door or window. The element of trespass to the structure is essential in this category, which includes thefts from open garages, open warehouses, open or unlocked dwellings, and open or unlocked common basement areas in apartment houses where entry is achieved by other than the tenant who has lawful access. Any unlawful entry without any evidence of forcible entry.
- c. **Attempted Forcible Entry** - This category includes those situations where a forcible entry burglary is attempted but unlawful entry is not achieved.

6. LARCENY-THEFT (except motor vehicle theft)

The unlawful taking, carrying, leading, or riding away of property from the possession or constructive possession of another.

Includes all larcenies and thefts resulting from pocket-picking, purse-snatching, shoplifting, larceny from a motor vehicle, larceny of motor vehicle parts and accessories, theft of bicycles, larceny from buildings, and from coin-operated machines.

7. MOTOR VEHICLE THEFT

The theft or attempted theft of a motor vehicle.

This classification includes the theft or attempted theft of a motor vehicle which, for Uniform Crime Reporting designation, is described as a self-propelled vehicle that runs on the surface of the land and not on rails. Excludes reported offenses where there is a lawful access to the vehicle, such as a family situation or unauthorized use by others with lawful access to the vehicle (chauffeur, employees, etc.). Includes “Joy Riding.” Excluded from this category are airplanes, boats, farm equipment and heavy construction vehicles, which are scored in the larceny category.



Type of Part I Offenses cont...

8. ARSON

Any willful or malicious burning or attempt to burn, with or without intent to defraud, a dwelling house, public building, motor vehicle or aircraft, personal property of another, etc. Arson reports are broken down into Structural, Mobile and Other.

- a. Structural - A permanently fixed house trailer or mobile unit used as an office, residence, or storehouse is considered structural property. Can be residential or non-residential.
- b. Mobile – Motor vehicles and other mobile property such as trailers, airplanes, boats, etc.
- c. Other – Property such as crops, timber, fences, signs, and merchandise stored outside structures.

9. HUMAN TRAFFICKING

A form of human slavery which includes forced labor, domestic servitude, and commercial sex trafficking.

- a. Commercial Sex Acts: Inducing a person by force, fraud, or coercion to participate in commercial sex acts, or in which the person induced to perform such act(s) has not attained 18 years of age.
- b. Involuntary Servitude: The obtaining of a person(s) through recruitment, harboring, transportation, or provision, and subjecting such persons by force, fraud, or coercion into involuntary servitude, peonage, debt bondage, or slavery (not to include commercial sex acts).



Types of Part II Offenses

The Part II offenses encompass all other crime classifications outside of those defined as Part I offenses.

In November 1932 the national UCR Program adopted a Standard Classification of Offenses for the compilation of criminal statistics. This classification was devised and adopted in order that law enforcement, judicial and penal statistics might be uniformly compiled in terms of a single classification of offenses. The definitions of the Part II offenses that follow include some of the offense titles described in Nevada Revised Statute and in county or municipal code. These titles have been included as descriptive data to aid in determining the offenses that are included or excluded from each classification.

1. OTHER ASSAULTS - SIMPLE, NOT AGGRAVATED

Includes all assaults which do not involve the use of a firearm, knife, cutting instrument, or other dangerous weapon and in which the victim did not sustain serious or aggravated injuries.

Examples of local jurisdiction offense titles that would be included in “other assaults” are:

- a. Culpable negligence
- b. Intimidation
- c. Coercion
- d. Stalking
- e. Hazing
- f. Resisting or obstructing an officer
- g. Minor assault
- h. Attempts to commit any of the above

2. FORGERY AND COUNTERFEITING

The altering, copying, or imitating of something, without authority or right, with the intent to deceive or defraud by passing the copy or thing altered or imitated as that which is original or genuine, or the selling, buying, or possession of an altered, copied, or imitated thing with the intent to deceive or defraud.

In the majority of states, forgery and counterfeiting are treated as allied offenses.

Altering or forging public or other records:

- a. Making, altering, forging or counterfeiting bills, notes, drafts, tickets, checks, credit cards, etc.
- b. Forging wills deeds, bonds, seals, trademarks, etc.
- c. Counterfeiting coins, plates, bank notes, checks, etc.
- d. Possessing or uttering forged or counterfeited instruments
- e. Erasures
- f. Signing the name of another or fictitious person with intent to defraud
- g. Using forged labels
- h. Possession, manufacture, etc., of counterfeiting apparatus
- i. Selling goods with altered, forged, or counterfeited trademarks
- j. All attempts to commit above





Types of Part II Offenses cont...

3. FRAUD

The intentional perversion of the truth for the purpose of inducing another person or other entity in reliance upon it to part with something of value or to surrender a legal right. Fraudulent conversion and obtaining of money or property by false pretenses.

Fraud involves either the offender receiving a benefit or the victim incurring a detriment. The benefit or detriment could be either "tangible" or "intangible." Intangibles are anything which cannot be perceived by the sense of touch. They can be benefits, e.g., a right or privilege, a promotion, enhanced reputation, or a detriment, e.g., loss of reputation, injured feelings.

Includes:

- a. Bad checks, except forgeries and counterfeiting
- b. False pretenses/swindle/confidence games
- c. Leaving a full-service gas station without paying attendant
- d. Credit card/Automatic Teller Machine fraud
- e. Impersonation
- f. Welfare Fraud
- g. Wire Fraud
- h. Attempts to commit any of the above

4. EMBEZZLEMENT

The unlawful misappropriation or misapplication by an offender to his/her own use or purpose of money, property, or some other thing of value entrusted to his/her care, custody, or control. Attempts are included.

5. STOLEN PROPERTY; BUYING, RECEIVING, POSSESSING

Included in this class are all offenses of buying, receiving, possessing, selling, concealing, or transporting any property with the knowledge that it has been unlawfully taken, as by burglary, embezzlement, fraud, larceny, robbery, etc. Attempts included.

6. VANDALISM

To willfully or maliciously destroy, injure, disfigure, or deface any public or private property, real or personal, without the consent of the owner or person having custody or control by cutting, tearing, breaking, marking, painting, drawing, covering with filth, or any other such means as may be specified by local law.

This offense covers a wide range of malicious behavior directed at property, such as cutting auto tires, drawing obscene pictures on public restroom walls, smashing windows, destroying school records, tipping over gravestones, and defacing library books. Reporting agencies include attempts to commit any of the above.



Types of Part II Offenses cont...

7. WEAPONS: CARRYING, POSSESSING, CONCEALING

The violation of laws or ordinances prohibiting the manufacture, sale, purchase, transportation, possession, concealment, or use of firearms, cutting instruments, explosives, incendiary devices, or other deadly weapons.

This class deals with weapons offenses, regulatory in nature such as:

- a. Manufacture, sale, or possession of deadly weapons
- b. Carrying deadly weapons, concealed or openly
- c. Using, manufacturing, etc., silencers
- d. Furnishing deadly weapons to minors
- e. Aliens possessing deadly weapons
- f. All attempts to commit any of the above

8. PROSTITUTION & COMMERCIALIZED VICE

The unlawful promotion of or participation in sexual activities in exchange for anything of value. To solicit customers or transport persons for prostitution purposes, to own, manage, or operate a dwelling or other establishment for the purpose of providing a place where prostitution is performed, or to otherwise assist or promote prostitution. The William Wilberforce Trafficking Victims Protection Reauthorization Act of 2008 requires the FBI UCR Program to distinguish between incidents of prostitution, assisting or promoting prostitution, and purchasing prostitution.

In accordance with the law, the Part II crime of Prostitution and Commercialized Vice is now distinguished by three subcategories:

- a. Prostitution
- b. Assisting or Promoting Prostitution
- c. Purchasing Prostitution

Included in these categories are:

- Performing/purchasing prostitution
- Keeping a bawdy house, disorderly house, or house of ill fame
- Pandering, procuring, transporting, or detaining women for immoral purposes, etc.
- Attempts to commit any of the above



Types of Part II Offenses cont...

9. SEX OFFENSES (except rape, prostitution and commercialized vice)

This classification includes offenses against chastity, common decency, morals, and the like.

The ability of the victim to give consent is a professional determination by the law enforcement agency. The age of the victim, of course, plays a critical role in this determination. Individuals do not mature mentally at the same rate. Certainly, no 4-year old is capable of consenting, where victims aged 10 or 12 may need to be assessed within the specific circumstances.

This classification includes all sex offenses except rape, prostitution and commercialized vice.

Include in this classification:

- Adultery and fornication
- Buggery
- Incest
- Indecent exposure
- Indecent liberties
- Seduction
- Statutory rape (no force)
- All attempts to commit any of the above

10. DRUG ABUSE VIOLATIONS

The violation of laws prohibiting the production, distribution, and/or use of certain controlled substances. The unlawful cultivation, manufacture, distribution, sale, purchase, use, possession, transportation, or importation of any controlled drug or narcotic substance. Arrests for violations of state and local laws, specifically those relating to the unlawful possession, sale, use, growing, manufacturing, and making of narcotic drugs.

The UCR Program collects information on arrests for drug abuse violations based on the narcotics involved. Agencies include all arrests for violations, including attempts, and subdivide the arrests by differentiating between Sale/Manufacturing and Possession:

SALE / MANUFACTURING

- a. Opium or cocaine and their derivatives (morphine, heroin, codeine)
- b. Marijuana
- c. Synthetic narcotics - manufactured narcotics which can cause true drug addiction (demerol, methadones)
- d. Dangerous non-narcotic drugs (barbiturates, benzedrine)

POSSESSION

- e. Opium or cocaine and their derivatives (morphine, heroin, codeine)
- f. Marijuana
- g. Synthetic narcotics - manufactured narcotics which can cause true drug addiction (demerol, methadone)
- h. Dangerous non-narcotic drugs (barbiturates, benzedrine)

Includes all attempts to sell, manufacture, or possess any of the above.



Types of Part II Offenses cont...

11. GAMBLING

To unlawfully bet or wager money or something else of value, assist, promote, or operate a game of chance for money or some other stake, possess or transmit wagering information, manufacture, sell, purchase, possess, or transport gambling equipment, devices, or goods, or tamper with the outcome of a sporting event or contest to gain a gambling advantage.

To unlawfully stake money or something else of value on the happening of an uncertain event or on the ascertainment of a fact in dispute.

To unlawfully operate, promote, or assist in the operation of a game of chance, lottery, or other gambling activity.

To unlawfully manufacture, sell, buy, possess, or transport equipment, devices, and/or goods used for gambling purposes.

To unlawfully alter, meddle in, or otherwise interfere with a sporting contest or event for the purpose of gaining a gambling advantage.

Reporting agencies divide gambling arrests into three categories:

- a. Bookmaking (horse and sport books)
- b. Numbers and lottery
- c. All other (illegal gambling machines, etc.)

12. OFFENSES AGAINST FAMILY AND CHILDREN

Unlawful nonviolent acts by a family member (or legal guardian) that threaten the physical, mental, or economic well-being or morals of another family member and that are not classifiable as other offenses, such as assault or sex offenses.

Agencies include in this classification:

- a. Nonviolent cruelty to other family members
- b. Nonviolent abuse
- c. Desertion, abandonment, or nonsupport of a spouse or child
- d. Neglect or abuse of spouse or child (if injury is serious, score as aggravated assault)
- e. Nonpayment of alimony
- f. Attempts to commit any of the above

Note: Victims of these charges who are taken into custody for their own protection are not counted.



Types of Part II Offenses cont...

13. DRIVING UNDER THE INFLUENCE

Driving or operating a motor vehicle or common carrier while mentally or physically impaired as the result of consuming an alcoholic beverage or using a drug or narcotic.

Agencies include in this classification:

- a. Operating a motor vehicle while under the influence
- b. Operating an engine, train, streetcar, boat, etc., while under the influence

14. LIQUOR LAWS

The violation of state or local laws or ordinances prohibiting the manufacture, sale, purchase, transportation, possession, or use of alcoholic beverages, not including driving under the influence and drunkenness.

Agencies include in this classification:

- a. Manufacturing, sale, transportation, furnishing, possessing, etc., intoxicating liquor
- b. Maintaining unlawful drinking places
- c. Bootlegging
- d. Operating a still
- e. Furnishing liquor to a minor or intemperate person
- f. Using a vehicle for illegal transportation of liquor
- g. Open containers
- h. Drinking on train or public conveyance
- i. All attempts to commit any of the above

15. DRUNKENNESS

To drink alcoholic beverages to the extent that one's mental faculties and physical coordination are substantially impaired. Exclude driving under the influence.

Agencies include in this classification:

- a. Drunkenness
- b. Drunk and disorderly
- c. Common or habitual drunkard
- d. Intoxication



Types of Part II Offenses cont...

16. DISORDERLY CONDUCT

Any behavior that tends to disturb the public peace or decorum, scandalize the community, or shock the public sense of morality.

Agencies include in this classification:

- Unlawful assembly
- Disturbing the peace
- Disturbing meetings
- Disorderly conduct in state institutions, at court, at fairs, on trains or public conveyances, etc.
- Blasphemy, profanity, and obscene language
- Refusing to assist an officer
- All attempts to commit the above

17. VAGRANCY

The violation of a court order, regulation, ordinance, or law requiring the withdrawal of persons from the streets or other specified areas, prohibiting persons from remaining in an area or place in an idle or aimless manner, or prohibiting persons from going from place to place without visible means of support.

Agencies include in this classification:

- Suspicious Person
- Begging
- Loitering (persons 18 and over)
- Vagabondage

18. ALL OTHER OFFENSES

Included in this class are all other state or local offenses (except traffic violations) not included in Part I and Part II Offenses listed above.

- Admitting minors to improper places
- Bigamy and polygamy
- Blackmail and extortion
- Bribery
- Combination in restraint of trade; trusts, monopolies
- Contempt of court
- Criminal anarchism
- Criminal syndicalism
- Discrimination, unfair competition
- Kidnapping
- Marriage within prohibited degrees
- Offenses contributing to juvenile delinquency (except as provided for in Part I and II offenses), such as employment of children in immoral vocations or practices, admitting minors to improper places All offenses not otherwise classified and all attempts to commit any of the above
- Perjury and subornation of perjury
- Possession, repair, manufacture, etc. of burglar's tools
- Possession of drug paraphernalia
- Possession or sale of obscene literature, pictures, etc.
- Public nuisances
- Riot and rout
- Trespass
- Unlawfully bringing weapons into prisons or hospitals
- Unlawfully bringing drugs or liquor into state prisons, hospitals, etc.; furnishing to convicts
- Unlawful disinterment of the dead and violation of sepulture
- Unlawful use, possession, etc. of explosives
- Violations of state regulatory laws and municipal ordinances
- Violation of quarantine
- All offenses not otherwise classified and all attempts to commit any of the above



Types of Part II Offenses cont...

19. SUSPICION

While “suspicion” is not an offense, it is the grounds for many arrests in those jurisdictions where the law permits. After examination by law enforcement officers, the prisoner is either formally charged or released. Those formally charged are entered in one of the Part I or Part II offense classes. This class is limited to “suspicion” arrests where persons arrested are released by police.

20. CURFEW AND LOITERING LAWS (persons under 18)

Violations by juveniles of local curfew or loitering ordinances.

21. RUNAWAY (persons under 18)

Limited to juveniles taken into protective custody under the provisions of local statutes.

Although running away does not constitute a criminal offense, agencies should report each handling of a runaway. Handling of runaways from one jurisdiction by another jurisdiction should be counted by the home jurisdiction.



Calculation of Rates

The **Uniform Crime Reporting Program** provides data for police executives to measure local problems. To facilitate this function, local data must be converted into terms of rates and percentages. Simple formulas are displayed here which may assist in these computations.

CRIME RATES

One of the most meaningful crime statistics is the crime rate. This is the number of offenses per 1,000 inhabitants. This rate can be calculated for any city, town or county.

To compute crime rates, divide the community population by 1,000 and divide the number of offenses in each class by that number. The answer is the crime rate, the number of offenses per 1,000 population, for that particular offense.

Example:

- Population : 75,000
Population per 1,000 inhabitants: $75,000 \div 1,000 = 75.0$
- Number of burglaries: 215
- Crime Rate: $\frac{\# \text{ of offenses}}{\text{Population per 1,000}} = \frac{215}{75} = \mathbf{2.87 \text{ burglaries per 1,000 population}}$

CLEARANCE RATES

The percentage of crimes cleared is obtained by dividing the number of offenses cleared by the number of offenses known then multiplied by 100%.

Example:

- Number of clearances in robbery: 38
- Number of total robberies: 72
- Clearance Rate: $\frac{\# \text{ of clearances}}{\text{Total \# of Offenses}} = \frac{38}{72} * 100\% = \mathbf{52.8\% \text{ of total robberies cleared}}$

CRIME TREND DATA

Local agencies can compute crime trends for a given offense for their individual agency for a particular period of time.

Example:

- Auto thefts in your jurisdiction for July through December last year numbered 21.
- Auto thefts in your jurisdiction for July through December this year numbered 29.
- Percentage of Change: difference between occurrences divided by number of occurrences from prior year multiplied by 100%.

$$\frac{\text{this year} - \text{last year}}{\text{last year}} * 100\% \qquad \frac{29 - 21}{21} * 100\% = \mathbf{38.1\% \text{ increase from last year}}$$

POLICE EMPLOYEE DATA

Police employee rates are expressed as the number of employees per 1,000 population. To compute this rate, divide the population by 1,000 and divide the number of enforcement employees by this number.

Example:

- Your jurisdiction's population: 75,000
Population per 1,000 inhabitants: $75,000 \div 1,000 = 75.0$
- Your agency's number of employees: 102
- Employee Rate: $\frac{\# \text{ of employees}}{\text{Population per 1,000}} = \frac{102}{75} = \mathbf{1.36 \text{ employees per 1,000 population}}$



Statement of Policy

FOR RELEASE OF UCR STATISTICAL INFORMATION

The following policies provide guidance concerning the release of UCR statistical information. Prior to being released, all information is approved by senior UCR staff.

1. This report is available on a computer CD by request, or on the Criminal History Repository website at <http://rccd.nv.gov/About/UCR/Uniform-Crime-Reporting/>
2. Information contained in the published annual report may be released via telephone, letter, etc., to any interested party.
3. All requests for unpublished information should be directed to the UCR Program ucr@dps.state.nv.us
4. These special requests will be honored only for the current reporting year.
5. Law enforcement agencies may receive interim, unpublished, specialized reports germane to their agency upon request.



Profile of State of Nevada

This profile is presented to provide some general knowledge and facts about the State of Nevada. The information might assist users of this publication in understanding the environment in which reported crime incidents and arrest data occurred.

NEVADA FACTS AND FIGURES

Nevada is the seventh largest state in the United States by virtue of its vast land mass, with land area covering 110,540 square miles¹⁷. The state's long western border is shared with California, the most populous state in the Union⁸. On its northern and eastern borders are the states of Oregon, Idaho, Utah, and Arizona. Nevada is the home to the Hoover Dam, which was the single largest public works project in the history of the United States, and Lake Mead, the largest reservoir in the country.¹²

Nevada consists of seventeen counties, ranging in size from 157 square miles for the state capitol of Carson City to 18,200 square miles for Nye County, one of the largest counties in the United States.⁹

The geography of the state consists of rugged desert and mountain terrain, with the highest mountain peak (Boundary Peak in Esmeralda County) having an elevation of 13,140 feet above sea level and the lowest point on the Colorado River near its border with California and Arizona having an elevation of 479 feet⁷.

Nevada has a four-season climate, with wide variations between its northern and southern latitudes. Low temperatures in the north can go well below zero in the winter months, while high temperatures in the south can climb over 100° Fahrenheit in the summer. It is the most arid state in the country, receiving an average of less than ten inches of precipitation annually.⁷

Of Nevada's total land area, approximately 87% is federally administered¹⁷ while only 0.35% is under state government administration.¹⁰ Nearly 50 million of those acres are managed by the Bureau of Land Management (BLM), and the remaining 5 million acres is divided among various military installations, Native American reservations, wilderness areas and wildlife refuges. Nevada is the home to 26 federally recognized Native American Tribes located on 31 reservations and colonies.¹⁷ The wide-ranging public lands in Nevada give rise to many criminal and civil land management issues, such as grazing and water rights; trespass and right of way; Native American claims; resource protection; claims in defense of the environment; wild, free-roaming horses; safety of federal officers and state's rights.¹⁷

Nevada's population increased by 54.4% between 1980 and 1990 (from 800,508 to 1,236,130), 67.1% from 1990 to 2000 (1,236,130 to 2,065,610) and 46.90% from 2000 to 2018 (2,065,610 to 3,034,392) with a reasonable population growth of 1.2% from 2017.

Due to these tremendous long-term increases, several communities have been hard-pressed to provide necessary infrastructures. Despite this growth, Nevada remains one of the most sparsely populated states, with about 27 people per square mile.

Fully 90.82% of the state's total population is located in the counties of Clark (2,236,094 – 73.69%), Washoe (465,046–15.33%) and Carson City (54,555–1.80%).³

Tourism and gaming are the state's largest industries. The gaming industry generated revenue of \$11,917,370, 000 in 2018, up 2.99% from 2017 when the revenue was \$11,571,114,000.¹⁴



2018 State Demographics

The Nevada State Demographer¹⁵ at the University of Nevada, Reno and funded by Nevada Department of Taxation, estimates the following population composition for Nevada in 2018:

Estimated State Population in 2018: 3,034,392

**based on cohort groups*

Age 2018

0 to 4 Years of Age	7.12%
5 Years of Age	1.41%
6 to 18 Years of Age	17.80%
19 to 64 Years of Age	59.83%
65 Years of Age and Over	13.84%

Gender

Males	50.32%
Females	49.68%

Race and Ethnicity

White: Not of Hispanic Origin	56.17%
Black: Not of Hispanic Origin	7.28%
American Indian, Eskimo, or Aleut: Not of Hispanic Origin	1.30%
Asian or Pacific Islander: Not of Hispanic Origin	6.82%
Hispanic Origin of Any Race	28.42%





2018 Nevada Crime Clock

Index Crimes

One Index Crime Every 5 Minutes, 46 Seconds

One Violent Crime Every 30
Minutes, 46 Seconds

One Property Crime Every
7 Minutes, 6 Seconds

One Murder Every 1 Day,
18 Hours, 43 Minutes, 54
Seconds

One Burglary Every 29 Minutes,
39 Seconds

One Rape Every 3 Hours,
46 Minutes, 38 Seconds

One Larceny Every 11 Minutes,
56 Seconds

One Robbery Every 2 Hours,
16 Minutes, 7 Seconds

One Motor Vehicle Theft Every
44 Minutes, 11 Seconds

One Aggravated Assault Every
49 Minutes, 8 Seconds

One Arson Offense Every 23
Hours, 21 Minutes, 35 Seconds

This crime clock should be viewed with care. This is the most aggregate representation of Nevada's 2018 UCR data and it is designed to convey the annual reported crime experience by showing the relative frequency of occurrence of the Index Offenses. This mode of display should not be taken to imply regularity in the commission of the offenses, but rather, it represents the annual ratio of crime to fixed time intervals.



2018 Nevada Crime Clock cont...

One Arrest Every 3 Minutes, 44 Seconds

One Domestic Violence Offense
Every 1 Hour, 19 Minutes, 42
Seconds

One Simple Assault Every
11 Minutes, 33 Seconds

One Crime Against Older
Persons Every 2 Days, 7 Hours,
5 Minutes, 39 Seconds

One Justifiable Homicide Every
10 Days, 17 Hours, 38 Minutes,
49 Seconds

One Assault on a Peace Officer
Every 18 Hours,
47 Minutes, 53 Seconds

One Temporary Protection Order
Granted Every 34 Minutes,
33 Seconds

One Adult Arrest Every 4 Minutes,
2 Seconds

One Juvenile Arrest Every
49 Minutes, 57 Seconds

This crime clock should be viewed with care. This is the most aggregate representation of Nevada's 2018 UCR data and it is designed to convey the annual reported crime experience by showing the relative frequency of occurrence of the Index Offenses. This mode of display should not be taken to imply regularity in the commission of the offenses, but rather, it represents the annual ratio of crime to fixed time intervals.



2018 Crime In Nevada Highlights

CRIME RATE

The Nevada Crime Rate is based on the occurrence of an index offense per 1,000 residents of the state. The crime rate for 2018 was 30.02 per 1,000. The comparable rate for 2017 was 31.60. The state population for 2018 was 3,034,394 per the United States Census Bureau⁸ population estimates.

INDEX OFFENSES

Law enforcement reported 91,097 index offenses in 2018, versus the 94,751 reported in 2017. That is a decrease of 3,654 (3.86%) Nevada's five-year average for index offenses is 94,234 (2014-2018).

VIOLENT CRIMES

Murder, rape, robbery, and aggravated assault make up the violent crimes category. Violent crimes as a group increased by 454 offenses (2.73%), to 17,080 in 2018, up from 16,626 in 2017. Violent crimes accounted for 18.75% of all reported index crimes (17.55% in 2017). 2018 had a violent crime rate of 5.63 per 1,000 population. Nevada's five-year average for violent crimes is 18,300 (2014-2018).

PROPERTY CRIMES

Burglary, larceny, motor vehicle theft and arson make up the property crimes category. Property crimes as a group decreased by 4,108 offenses (5.26%) to 74,017 in 2018, down from 78,125 in 2017. Property crimes accounted for 81.25% of all reported index crimes (82.45% in 2017). 2018 had a property crimes rate of 24.39 per 1,000 population. Nevada's five-year average for property crimes is 75,934 (2014-2018).

MURDER

There were 205 murders committed in Nevada in 2018. That is a decrease of 71 murders (25.72%) from 276 reported in 2017. Law enforcement cleared 154 murders in 2018 (75.12%). Nevada's five-year average for murder offenses is 210 (2014-2018).

RAPE

There were 2,319 rapes and attempted rapes committed in Nevada in 2018. That is an increase of 454 (24.34%) from 2017 when there were 1,865. There were 2,155 committed rapes and 164 attempted rapes in 2018. Law enforcement cleared 444 incidents of rape in 2018 (19.15%). Nevada's five-year average for rape offenses is 1,789 (2014-2018).

ROBBERY

There were 3,861 robberies in Nevada in 2018. That is a decrease of 983 (20.29%) from 2017 when there were 4,844. Law enforcement cleared 1,125 incidents of robbery in 2018 (29.14%). Nevada's five-year average for robbery offenses is 5,457 (2014-2018).

AGGRAVATED ASSAULT

There were 10,695 aggravated assaults in Nevada in 2018. That is an increase of 1,054 assaults (10.93%) from 2017 when there were 9,641. Law enforcement cleared 5,055 incidents of aggravated assault in 2018 (47.27%). Nevada's five-year average for aggravated assault offenses is 10,844 (2014-2018).





2018 Crime In Nevada Highlights cont...

BURGLARY

There were 17,720 burglaries in Nevada in 2018. That is a decrease of 2,251 (11.27%) from 2017 when there were 19,971. Law enforcement cleared 2,226 incidents of burglary in 2018 (12.56%). Nevada's five-year average for burglaries is 20,121 (2014-2018). \$89,505,055 in property was stolen during burglaries in Nevada in 2018.

LARCENY

There were 44,027 larcenies in Nevada in 2018. That is a decrease of 993 (2.21%) from 2017 when there were 45,020. Law enforcement cleared 6,423 incidents of larceny in 2018 (14.59%). Nevada's five-year average for larceny is 43,569 (2014-2018). \$99,346,303 in property was stolen during larcenies in Nevada in 2018.

MOTOR VEHICLE THEFT

There were 11,895 motor vehicle thefts in Nevada in 2018. That is a decrease of 889 (6.95%) from 2017 when there was 12,784. Law enforcement cleared 837 incidents of motor vehicle theft in 2018 (7.04%). Nevada's five-year average for motor vehicle theft is 11,859 (2014-2018). The value of stolen motor vehicles in Nevada in 2018 totaled \$123,866,770

ARSON

There were 375 arsons in Nevada in 2018. That is an increase of 25 (7.14%) from 2017 when there were 350. Law enforcement cleared 89 incidents of arson in 2018 (23.73%). Nevada's five-year average for arson is 384 (2014-2018). \$21,508,811 in property was destroyed in arsons in Nevada in 2018.

SIMPLE ASSAULT

There were 45,480 simple assaults in Nevada in 2018. That is an increase of 1,102 (2.48%) from 2017 when there were 44,378. Law enforcement cleared 21,246 incidents of simple assault in 2018 (46.72%). Nevada's five-year average for simple assault is 39,461 (2014-2018).

STOLEN & RECOVERED PROPERTY

In 2018, Nevada law enforcement agencies reported \$323,023,592 worth of property stolen during the commission of index crimes. \$103,083,041 in property was recovered (31.91%).

CRIME AGAINST OLDER PERSONS

There were 159 crimes against older persons reported in Nevada in 2018. Abuse accounted for 57.86% of the elderly crimes. Aging and Disability Services statistics show that self-neglect is the most prevalent type of elderly abuse (32.38%) in 2018.





2018 Crime In Nevada Highlights cont...

CLEARANCE RATE

Nevada law enforcement agencies cleared 17.95% of all index crimes in 2018, an increase of 1.16% from the 2017 clearance rate of 16.79%.

ARRESTS

140,484 persons were arrested, summoned or cited in Nevada in 2018. That is an increase of 13,915 (10.99%) from 2017 when the total was 126,569. Nevada's arrest rate per 1,000 population in 2018 was 46.30.

POLICE EMPLOYMENT

Statewide there were 6,308 full-time sworn law enforcement officers in Nevada in 2018. That is a decrease of 438 from 2017 when there were 6,746. This is a ratio of 2.08 officers per 1,000 population.

OFFICER ASSAULTS

There were 466 assaults on Nevada law enforcement officers in 2018. That is a decrease of 21 over 2017 when there were 487 (4.31%). Law enforcement cleared 372 (79.83%) of these assaults.

THIS PAGE WAS LEFT INTENTIONALLY BLANK



Index Crimes



2018 Index Crimes Statistics

One Index Crime Every 5 Minutes, 46 Seconds

	Offenses	% of Index Crimes	% Change from 2017	Crime Rate / 1,000 Pop	Cleared	% Cleared
INDEX CRIMES	91,097		-3.86%	30.02	16,353	17.95%
Violent Crimes	17,080	18.75%	2.73%	5.63	6,778	39.68%
Property Crimes	74,017	81.25%	-5.26%	24.39	9,575	12.94%

VIOLENT CRIMES

Murder	205	0.23%	-25.72%	0.07	154	75.12%
Rape	2,319	2.55%	24.34%	0.76	444	19.15%
Robbery	3,861	4.24%	-20.29%	1.27	1,125	29.14%
Aggravated Assault	10,695	11.74%	10.93%	3.52	5,055	47.27%

PROPERTY CRIMES

Burglary	17,720	19.45%	-11.27%	5.84	2,226	12.56%
Larceny	44,027	48.33%	-2.21%	14.51	6,423	14.59%
Motor Vehicle Theft	11,895	13.06%	-6.95%	3.92	837	7.04%
Arson	375	0.41%	7.14%	0.12	89	23.73%





About Index Crimes

For Uniform Crime Reporting purposes, an index crime is defined by the total number of Part I, violent and property, crime offenses. The FBI defines these crimes as follows⁶:

Violent crime is composed of four offenses: murder and nonnegligent manslaughter, forcible rape, robbery, and aggravated assault. Violent crimes are defined in the UCR Program as those offenses which involve force or threat of force.

Property crime includes the offenses of burglary, larceny-theft, motor vehicle theft, and arson. The object of the theft-type offenses is the taking of money or property, but there is no force or threat of force against the victims.

Criminal homicide: a.) Murder and nonnegligent manslaughter: the willful (nonnegligent) killing of one human being by another. Deaths caused by negligence, attempts to kill, assaults to kill, suicides, and accidental deaths are excluded. The program classifies justifiable homicides separately and limits the definition to: (1) the killing of a felon by a law enforcement officer in the line of duty; or (2) the killing of a felon, during the commission of a felony, by a private citizen. b.) Manslaughter by negligence: the killing of another person through gross negligence. Deaths of persons due to their own negligence, accidental deaths not resulting from gross negligence, and traffic fatalities are not included in the category Manslaughter by Negligence.

Rape: penetration, no matter how slight, of the vagina or anus with any body part or object, or oral penetration by a sex organ of another person, without the consent of the victim. Attempts or assaults to commit rape are also included; however, statutory rape and incest are excluded.

Robbery: The taking or attempting to take anything of value from the care, custody, or control of a person or persons by force or threat of force or violence and/or by putting the victim in fear.

Aggravated assault: An unlawful attack by one person upon another for the purpose of inflicting severe or aggravated bodily injury. This type of assault usually is accompanied by the use of a weapon or by means likely to produce death or great bodily harm. Simple assaults are excluded.

Burglary (breaking or entering): The unlawful entry of a structure to commit a felony or a theft. Attempted forcible entry is included.

Larceny-theft (except motor vehicle theft): The unlawful taking, carrying, leading, or riding away of property from the possession or constructive possession of another. Examples are thefts of bicycles, motor vehicle parts and accessories, shoplifting, pickpocketing, or the stealing of any property or article that is not taken by force and violence or by fraud. Attempted larcenies are included. Embezzlement, confidence games, forgery, check fraud, etc., are excluded.

Motor vehicle theft: The theft or attempted theft of a motor vehicle. A motor vehicle is self-propelled and runs on land surface and not on rails. Motorboats, construction equipment, airplanes, and farming equipment are specifically excluded from this category.

Arson: Any willful or malicious burning or attempt to burn, with or without intent to defraud, a dwelling house, public building, motor vehicle or aircraft, personal property of another, etc. Arson statistics are not included in this table-building tool.



2018 Clearance Rate Statistics

	# of Offenses	% Cleared	% Change of Clearances from 2017	Clearance Rate / 1,000 population
INDEX CRIMES	91,097			
Cleared by Arrest or Exceptional Means	16,353	17.95%	1.16%	5.39

VIOLENT CRIMES	17,080			
Cleared Violent Crimes	6,778	39.68%	0.23%	2.23

Murder	205			
Cleared Murder Offenses	154	75.12%	-3.50%	0.05

Rape	2,319			
Cleared Rape Offenses	444	19.15%	-2.19%	0.15

Robbery	3,861			
Cleared Robbery Offenses	1,125	29.14%	2.92%	0.37

Aggravated Assault	10,695			
Cleared Aggravated Assault Offenses	5,055	47.27%	-1.21%	1.67

PROPERTY CRIMES	74,017			
Cleared Property Crimes	9,575	12.94%	0.98%	3.16

Burglary	17,720			
Cleared Burglary Offenses	2,226	12.56%	0.98%	0.73

Larceny	44,027			
Cleared Larceny Offenses	6,423	14.59%	0.86%	2.12

Motor Vehicle Theft	11,895			
Cleared MV Theft Offenses	837	7.04%	1.07%	0.28

Arson	375			
Cleared Arson Offenses	89	23.73%	-1.98%	0.03



About Clearance Rates

For Uniform Crime Reporting purposes, a crime index offense is cleared when a law enforcement agency has identified the offender, there is enough evidence to charge and the offender is actually taken into custody. The arrest of one person can clear several crimes, or several persons may be arrested in the process of clearing one crime.

Crime clearances are also recorded in exceptional circumstances when some elements beyond law enforcement control preclude formal charges against the offender. An offense may be exceptionally cleared when it falls into one of the following categories:

1. The offender commits suicide.
2. A double murder occurs (two persons kill each other).
3. The offender dies after making a confession (dying declaration).
4. The offender is killed by law enforcement officers.
5. The offender confesses to committing a crime while already in custody for another crime or serving a sentence for another crime.
6. The offender is prosecuted in another city for a different crime or the same crime by federal, state or local authorities, and the other jurisdiction refuses to release the offender.
7. Another jurisdiction refuses to extradite the offender.
8. The victim of a crime refuses to cooperate in the prosecution.
9. The offender is prosecuted for a less serious charge than the one for which he was arrested.
10. The offender is a juvenile who is handled by a verbal or written notice to the parents in instances involving minor offenses such as petit or simple larceny.



Index Crime Offenses & Rates

5-yr Comparison: 2014-2018

The figures displayed here represent the latest five calendar-years of data collection and compilation under the state-run Nevada UCR Program. Over 45 agencies are currently reporting UCR data, covering 99% of the state's population.

Crime rates as they appear in this publication are per 1,000 population. No attempt is made to incorporate transient populations or other factors which contribute to the ratio and the types of crime in given areas. Any effort to make comparisons of crime rates between areas should be tempered by these population and environmental variables.

Total Number of Offenses & Crime Rates

	2014	2015	2016	2017	2018
State Population	2,833,013	2,890,845	2,940,058	2,998,039	3,034,392

VIOLENT CRIMES

	2014		2015		2016		2017		2018	
	Offenses	rate	Offenses	rate	Offenses	rate	Offenses	rate	Offenses	rate
Murder	168	0.06	178	0.06	222	0.08	276	0.09	205	0.07
Rape	1,351	0.48	1,686	0.58	1,725	0.59	1,865	0.62	2,319	0.76
Robbery	5,951	2.10	6,287	2.17	6,343	2.16	4,844	1.62	3,861	1.27
Aggravated Assault	10,466	3.69	11,906	4.12	11,511	3.92	9,641	3.22	10,695	3.52
Total Violent Crimes	17,936	6.33	20,057	6.94	19,801	6.73	16,626	5.55	17,080	5.63

PROPERTY CRIMES

Burglary	21,787	7.69	22,315	7.72	18,814	6.40	19,971	6.66	17,720	5.84
Larceny	42,122	14.87	43,104	14.91	43,574	14.82	45,020	15.02	44,027	14.51
MV Theft	10,128	3.57	11,336	3.92	13,153	4.47	12,784	4.26	11,895	3.92
Arson	403	0.14	457	0.16	333	0.11	350	0.12	375	0.12
Total Property Crimes	74,440	26.28	77,212	26.71	75,874	25.81	78,125	26.06	74,017	24.39

Total Index Crimes	92,376	32.61	97,269	33.65	95,675	32.54	94,751	31.60	91,097	30.02
---------------------------	---------------	-------	---------------	-------	---------------	-------	---------------	-------	---------------	-------



Breakdown of Index Crimes

5-yr Comparison: 2014 - 2018

PERCENTAGE OF INDEX CRIMES	2014	2015	2016	2017	2018
Total Index Crimes	92,376	97,269	95,675	94,751	91,097

Violent Crimes

Murder	0.18%	0.18%	0.23%	0.29%	0.23%
Rape	1.46%	1.73%	1.80%	1.97%	2.55%
Robbery	6.44%	6.46%	6.63%	5.11%	4.24%
Aggravated Assault	11.33%	12.24%	12.03%	10.18%	11.74%
Total Violent Crimes	19.42%	20.62%	20.70%	17.55%	18.75%

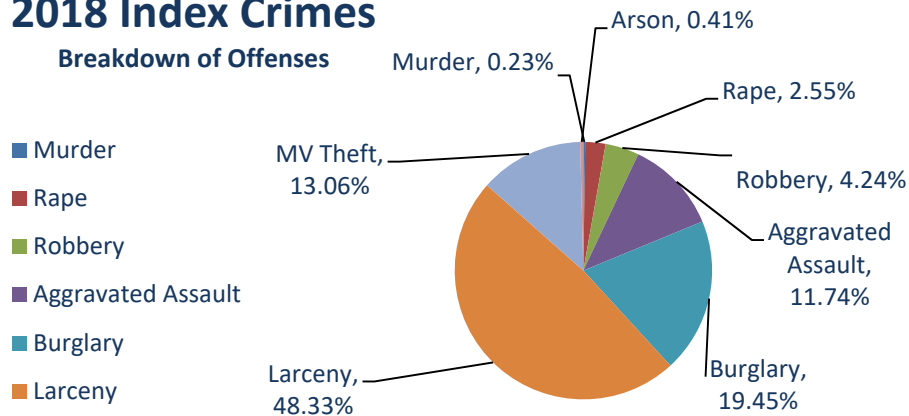
Property Crimes

Burglary	23.59%	22.94%	19.66%	21.08%	19.45%
Larceny	45.60%	44.31%	45.54%	47.51%	48.33%
MV Theft	10.96%	11.65%	13.75%	13.49%	13.06%
Arson	0.44%	0.47%	0.35%	0.37%	0.41%
Total Property Crimes	80.58%	79.38%	79.30%	82.45%	81.25%

PERCENTAGE OF INDEX CRIMES	2014	2015	2016	2017	2018
----------------------------	------	------	------	------	------

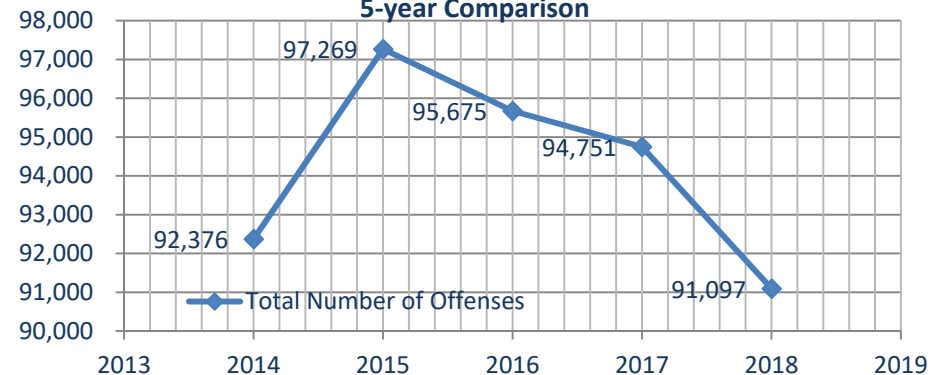
2018 Index Crimes

Breakdown of Offenses



Total Index Crimes

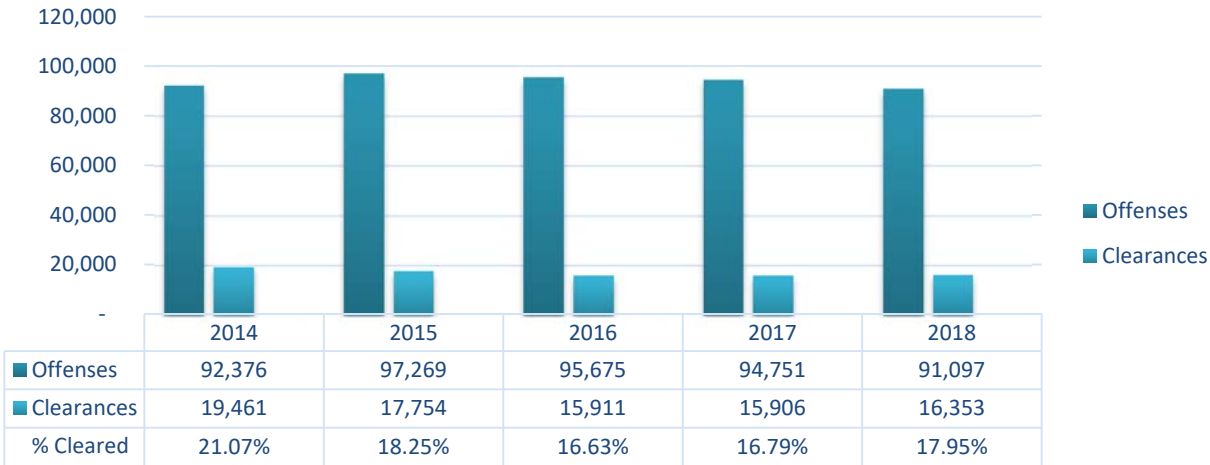
5-year Comparison





Index Crimes Offenses & Clearances

5-yr Comparison: 2014 - 2018



CLEARANCE RATES	2014			2015			2016			2017			2018		
	Offenses	Cleared	% Cleared	Offenses	Cleared	% Cleared	Offenses	Cleared	% Cleared	Offenses	Cleared	% Cleared	Offenses	Cleared	% Cleared
VIOLENT CRIMES	17,936	7,135	39.78%	20,057	6,916	34.48%	19,801	6,727	33.97%	16,626	6,559	39.45%	17,080	6,778	39.68%
Murder	168	125	74.40%	178	127	71.35%	222	142	63.96%	276	217	78.62%	205	154	75.12%
Rape	1,351	319	23.61%	1,686	305	18.09%	1,725	286	16.58%	1,865	398	21.34%	2,319	444	19.15%
Robbery	5,951	1,556	26.15%	6,287	1,447	23.02%	6,343	1,404	22.13%	4,844	1,270	26.22%	3,861	1,125	29.14%
Aggravated Assault	10,466	5,135	49.06%	11,906	5,037	42.31%	11,511	4,895	42.52%	9,641	4,674	48.48%	10,695	5,055	47.27%
PROPERTY CRIMES	74,440	12,326	16.56%	77,212	10,838	14.04%	75,874	9,184	12.10%	78,125	9,347	11.96%	74,017	9,575	12.94%
Burglary	21,787	2,040	9.36%	22,315	1,806	8.09%	18,814	1,614	8.58%	19,971	2,312	11.58%	17,720	2,226	12.56%
Larceny	42,122	9,355	22.21%	43,104	8,209	19.04%	43,574	6,662	15.29%	45,020	6,182	13.73%	44,027	6,423	14.59%
Motor Vehicle Theft	10,128	821	8.11%	11,336	682	6.02%	13,153	823	6.26%	12,784	763	5.97%	11,895	837	7.04%
Arson	403	110	27.30%	457	141	30.85%	333	85	25.53%	350	90	25.71%	375	89	23.73%
TOTAL INDEX CRIMES	92,376	19,461	56.34%	97,269	17,754	48.52%	95,675	15,911	46.08%	94,751	15,906	51.41%	91,097	16,353	52.62%

Note: Offenses cleared do not necessarily relate to the actual offenses which occurred during the calendar year period. Offenses can be cleared from prior periods.

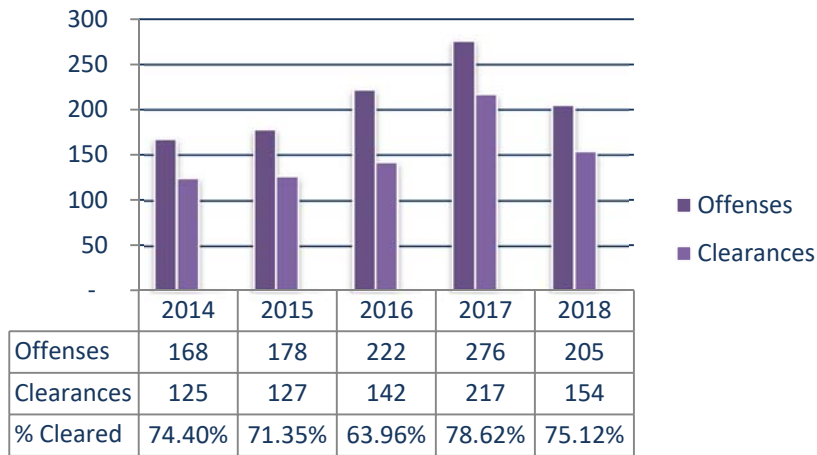


Clearance Rates for Violent Crimes

5-yr Comparison: 2014- 2018

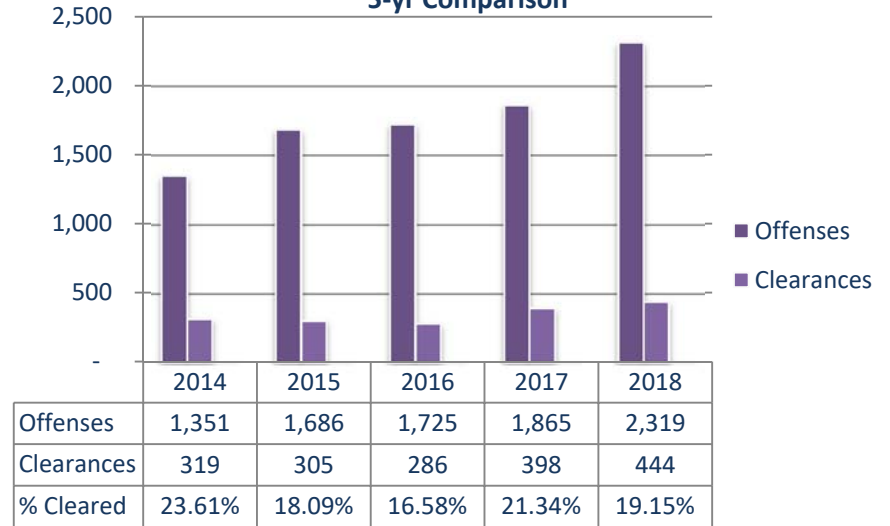
Murders & Clearances

5-yr Comparison



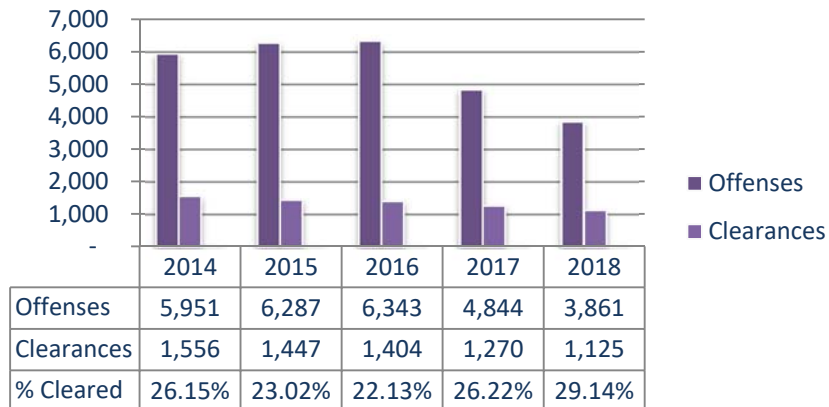
Rapes & Clearances

5-yr Comparison



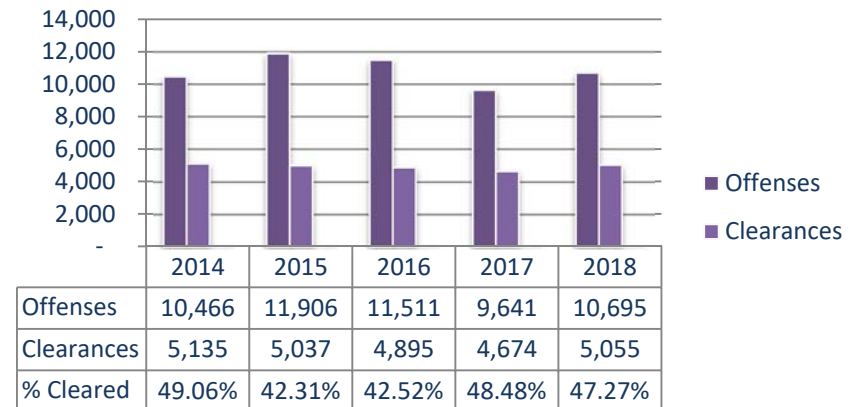
Robbery & Clearances

5-yr Comparison



Aggravated Assault & Clearances

5-yr Comparison



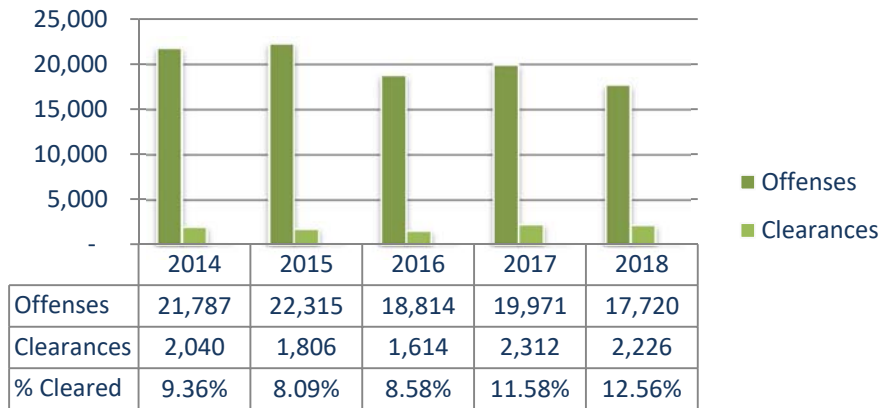


Clearance Rates for Property Crimes

5-yr Comparison: 2014 - 2018

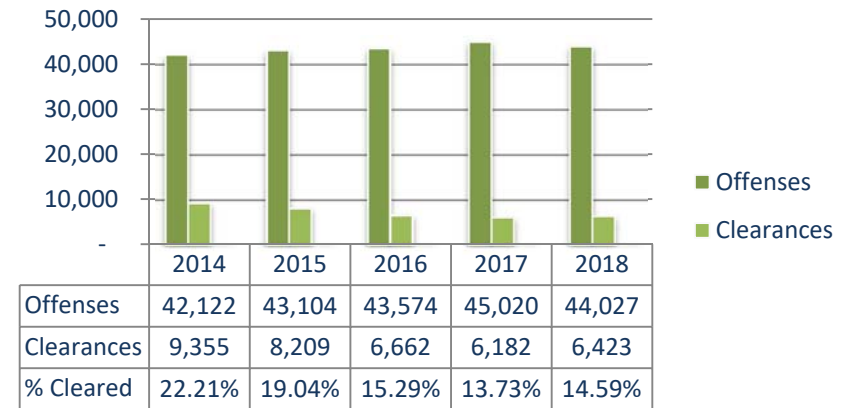
Burglary & Clearances

5-yr Comparison



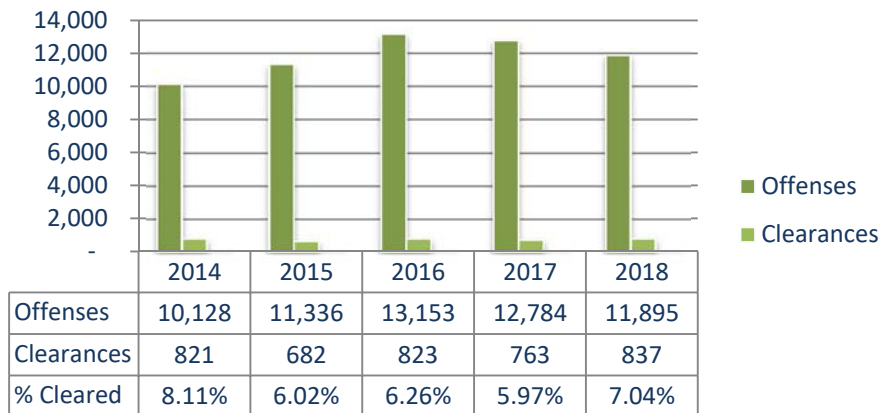
Larceny & Clearances

5-yr Comparison



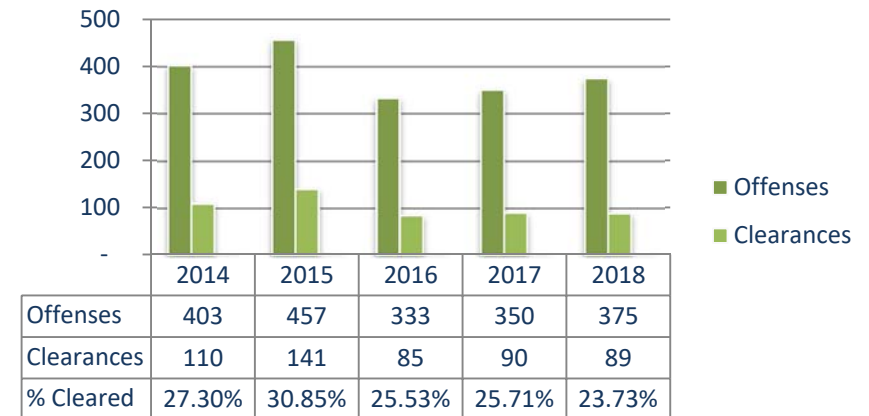
MV Theft & Clearances

5-yr Comparison



Arson & Clearances

5-yr Comparison





2018 Index Crimes & Clearances

By County & Law Enforcement Agency

	Population per 2010 US Census, adjustments	Total Violent Crimes	Total Property Crimes	Total Index Crimes	Crime Rate per 1,000 Population	Total Cleared	Clearance Rate
Carson County							
Carson City SO		198	745	943		388	41.15%
Carson County Total:	54,555	198	745	943	17.29	388	41.15%
Churchill County							
Churchill County SO		30	164	194		84	43.30%
Fallon PD		20	217	237		120	50.63%
Churchill County Total:	24,078	50	381	431	17.90	204	47.33%
Clark County							
Boulder City PD		13	147	160		13	8.13%
Clark County School District PD		758	861	1,619		585	36.13%
College of Southern Nevada PD		0	31	31		2	6.45%
Henderson PD		583	6,094	6,677		1,750	26.21%
Las Vegas Fire Rescue		0	60	60		10	16.67%
Las Vegas Metro		9,952	46,756	56,708		7,701	13.58%
Mesquite PD		32	298	330		124	37.58%
North Las Vegas FD Arson Unit		0	75	75		12	16.00%
North Las Vegas PD		2,386	5,222	7,608		1,614	21.21%
UNLV PD		17	358	375		17	4.53%
Clark County Total:	2,236,094	13,741	59,902	73,643	32.93	11,828	16.06%
Douglas County							
Douglas County SO		65	603	668		183	27.40%
Douglas County Total:	48,355	65	603	668	13.81	183	27.40%
Elko County							
Carlin PD		35	22	57		16	28.07%
Elko County SO		55	178	233		54	23.18%
Elko PD		95	443	538		90	16.73%
West Wendover PD		42	77	119		47	39.50%
Elko County Total:	53,030	227	720	947	17.86	207	21.86%
Esmeralda County							
Esmeralda County SO		1	11	12		1	8.33%
Esmeralda County Total:	858	1	11	12	13.99	1	8.33%
Eureka County							
Eureka County SO		5	50	55		18	32.73%
Eureka County Total:	1,952	5	50	55	28.18	18	32.73%
Humboldt County							
Humboldt County SO		26	81	107		58	54.21%
Winnemucca PD		10	189	199		96	48.24%
Humboldt County Total:	16,813	36	270	306	18.20	154	50.33%



2018 Index Crimes & Clearances ... cont

By County & Law Enforcement Agency

	Population per 2010 US Census, adjustments	Total Violent Crimes	Total Property Crimes	Total Index Crimes	Crime Rate per 1,000 Population	Total Cleared	Clearance Rate
Lander County							
Lander County SO		52	101	153		116	75.82%
Lander County Total:	5,663	52	101	153	27.02	116	75.82%
Lincoln							
Lincoln County SO		13	31	44		23	52.27%
Lincoln County Total:	5,190	13	31	44	8.48	23	52.27%
Lyon County							
Lyon County SO		159	577	736		297	40.35%
Yerington PD		5	3	8		2	25.00%
Lyon County Total:	54,274	164	580	744	13.71	299	40.19%
Mineral County							
Mineral County SO		2	30	32		1	3.13%
Mineral County Total:	4,399	2	30	32	7.27	1	3.13%
Nye County							
Nye County SO		60	776	836		92	11.00%
Nye County Total:	44,128	60	776	836	18.94	92	11.00%
Pershing County							
Pershing County So		36	27	63		41	65.08%
Lovelock PD		11	32	43		33	76.74%
Pershing County Total:	6,457	47	59	106	16.42	74	69.81%
Storey County							
Storey County So		44	87	131		61	46.56%
Storey County Total:	3,996	44	87	131	32.78	61	46.56%
Washoe County							
Reno PD		1,636	6,069	7,705		1,684	21.86%
Reno-Tahoe Airport Authority		2	35	37		1	2.70%
Sparks PD		508	2,459	2,967		676	22.78%
UNR PD		5	195	200		12	6.00%
Washoe County School District PD		27	94	121		43	35.54%
Washoe County SO		168	643	811		213	26.26%
Reno Muni Court		0	0	0		0	0.00%
Washoe County Total:	465,046	2,346	9,495	11,841	25.46	2,629	22.20%
White Pine County							
White Pine County So		27	119	146		64	43.84%
White Pine County Total:	9,504	27	119	146	15.36	64	43.84%

* Statewide Agencies (Violent Crime: 2 , Property Crimes: 57) are not included in the table.



2018 Index Crimes Offenses & Clearances

By County, Law Enforcement Agency & Type

2018	Murder		Rape		Robbery		Aggravated Assault		Burglary		Larceny		MV Theft		Arson	
	Offenses	Cleared	Offenses	Cleared	Offenses	Cleared	Offenses	Cleared	Offenses	Cleared	Offenses	Cleared	Offenses	Cleared	Offenses	Cleared
Carson County																
Carson City SO	1	1	43	21	13	8	141	108	157	71	507	154	73	21	8	4
Carson County Total:	1	1	43	21	13	8	141	108	157	71	507	154	73	21	8	4
Churchill County																
Churchill County SO	0	0	7	5	1	1	22	17	53	18	91	32	16	10	4	1
Fallon PD	1	1	2	1	2	1	15	14	13	11	189	85	12	6	3	1
Churchill County Total:	1	1	9	6	3	2	37	31	66	29	280	117	28	16	7	2
Clark County																
Boulder City PD	1	1	2	0	1	1	9	5	50	2	81	3	16	1	0	0
Clark County School District	0	0	11	0	28	15	719	460	213	51	617	53	15	3	16	3
College of Southern Nevada I	0	0	0	0	0	0	0	0	0	0	26	2	5	0	0	0
Henderson PD	15	8	65	51	217	100	286	199	1,042	219	4,349	1,089	681	74	22	10
Las Vegas Fire Rescue	0	0	0	0	0	0	0	0	0	0	0	0	0	0	60	10
Las Vegas Metro	123	103	1,610	199	2,690	715	5,529	2,198	11,968	1,097	26,756	3,008	7,949	373	83	8
Mesquite PD	0	0	14	10	3	1	15	10	61	15	204	61	33	27	0	0
North Las Vegas FD Arson L	0	0	0	0	0	0	0	0	0	0	0	0	0	0	75	12
North Las Vegas PD	33	18	150	41	443	105	1,760	907	1,326	110	2,677	348	1,199	73	20	12
UNLV PD	0	0	2	0	4	1	11	6	44	1	266	5	47	3	1	1
Clark County Total:	172	130	1,854	301	3,386	938	8,329	3,785	14,704	1,495	34,976	4,569	9,945	554	277	56
Douglas County																
Douglas County SO	2	2	13	14	13	7	37	28	107	29	446	93	41	10	9	0
Douglas County Total:	2	2	13	14	13	7	37	28	107	29	446	93	41	10	9	0
Elko County																
Carlin PD	0	0	1	1	0	0	34	12	8	1	10	1	4	1	0	0
Elko County SO	2	2	9	1	0	0	44	23	35	2	112	23	28	3	3	0
Elko PD	3	2	18	4	17	11	57	27	113	18	297	23	33	5	0	0
West Wendover PD	0	0	16	3	2	0	24	22	17	4	52	13	8	5	0	0
Elko County Total:	5	4	44	9	19	11	159	84	173	25	471	60	73	14	3	0



2018 Index Crimes Offenses & Clearances cont...

By County, Law Enforcement Agency & Type

2018	Murder		Rape		Robbery		Aggravated Assault		Burglary		Larceny		MV Theft		Arson	
	Offenses	Cleared	Offenses	Cleared	Offenses	Cleared	Offenses	Cleared	Offenses	Cleared	Offenses	Cleared	Offenses	Cleared	Offenses	Cleared
Esmeralda County																
Esmeralda County SO	0	0	0	0	0	0	1	0	2	0	7	0	2	1	0	0
Esmeralda County Total:	0	0	0	0	0	0	1	0	2	0	7	0	2	1	0	0
Eureka County																
Eureka County SO	0	0	1	0	0	0	4	4	17	7	31	6	2	1	0	0
Eureka County Total:	0	0	1	0	0	0	4	4	17	7	31	6	2	1	0	0
Humboldt County																
Humboldt County SO	1	1	10	8	0	0	15	11	53	21	18	10	8	6	2	1
Winnemucca PD	1	1	0	0	1	1	8	6	48	27	110	49	23	10	8	2
Humboldt County Total:	2	2	10	8	1	1	23	17	101	48	128	59	31	16	10	3
Lander County																
Lander County SO	3	0	12	2	1	0	24	23	57	30	45	32	10	7	1	
Lander County SO	3	1	10	7	0	0	39	39	44	25	50	38	3	4	4	2
Lander County Total:	3	1	10	7	0	0	39	39	44	25	50	38	3	4	4	2
Lincoln County																
Lincoln County SO	0	0	5	3	0	0	8	4	6	5	18	7	7	4	0	0
Lincoln County Total:	0	0	5	3	0	0	8	4	6	5	18	7	7	4	0	0
Lyon County																
Lyon County SO	1	2	10	5	8	7	140	82	140	46	389	142	40	9	8	4
Yerington PD	0	0	3	0	0	0	2	0	0	1	3	1	0	0	0	0
Lyon County Total:	1	2	13	5	8	7	142	82	140	47	392	143	40	9	8	4
Mineral County																
Mineral County SO	0	0	0	0	0	0	2	0	9	0	15	1	6	0	0	0
Mineral County Total:	0	0	0	0	0	0	2	0	9	0	15	1	6	0	0	0
Nye County																
Nye County	1	0	9	2	10	1	40	23	239	18	396	28	139	20	2	0
Nye County Total:	1	0	9	2	10	1	40	23	239	18	396	28	139	20	2	0



2018 Index Crimes & Clearances cont...

By County, Law Enforcement Agency & Type

2018	Murder		Rape		Robbery		Aggravated Assault		Burglary		Larceny		MV Theft		Arson	
	Offenses	Cleared	Offenses	Cleared	Offenses	Cleared	Offenses	Cleared	Offenses	Cleared	Offenses	Cleared	Offenses	Cleared	Offenses	Cleared
Pershing County																
Pershing County SO	0	0	6	2	0	0	30	25	9	2	17	11	1	1	0	0
Lovelock PD	0	0	1	1	0	0	10	10	20	12	11	8	1	2	0	0
Pershing County Total:	0	0	7	3	0	0	40	35	29	14	28	19	2	3	0	0
Storey County																
Storey County	0	0	5	3	1	1	38	31	29	8	53	17	4	1	1	0
Storey County Total:	0	0	5	3	1	1	38	31	29	8	53	17	4	1	1	0
Washoe County																
Reno PD	6	7	174	47	303	99	1,153	504	1,073	182	3,930	721	1,050	113	16	11
Reno-Tahoe Airport Authority	0	0	0	0	0	0	2	1	3	0	24	0	8	0	0	0
Sparks PD	4	3	68	7	87	38	349	171	570	173	1,536	257	334	25	19	2
UNR PD	0	0	3	0	0	0	2	1	19	4	167	7	9	0	0	0
Washoe County SD PD	0	0	0	0	3	1	24	19	13	1	77	19	1	1	3	2
Washoe County SO	6	1	45	7	12	8	105	73	162	30	404	79	71	12	6	3
Reno Muni Court	0	0	0	0	0	0	0	0	0	0	0	0	0	0	0	0
Washoe County Total:	16	11	290	61	405	146	1,635	769	1,840	390	6,138	1,083	1,473	151	44	18
White Pine County																
White Pine County	1	0	6	1	1	2	19	13	41	15	62	27	15	6	1	0
White Pine County Total:	1	0	6	1	1	2	19	13	41	15	62	27	15	6	1	0
Statewide Agencies																
NDI	0	0	0	0	0	0	0	0	0	0	0	0	0	0	0	0
NHP-Southern Command	0	0	0	0	1	1	0	0	0	0	2	1	0	0	0	0
NHP - Northeastern Commar	0	0	0	0	0	0	0	0	0	0	1	0	2	2	0	0
NHP - Northwestern Comma	0	0	0	0	0	0	0	0	0	0	0	0	3	3	0	0
Capitol Police	0	0	0	0	0	0	1	2	16	0	26	1	6	1	0	0
Fire Marshal	0	0	0	0	0	0	0	0	0	0	0	0	0	0	1	0
DOWL	0	0	0	0	0	0	0	0	0	0	0	0	0	0	0	0
Secretary of State	0	0	0	0	0	0	0	0	0	0	0	0	0	0	0	0
Nevada Attorney General	0	0	0	0	0	0	0	0	0	0	0	0	0	0	0	0
Statewide Agencies Total:	0	0	0	0	1	1	1	2	16	0	29	2	11	6	1	0
State Total	205	154	2,319	444	3,861	1,125	10,695	5,055	17,720	2,226	44,027	6,423	11,895	837	375	89



2018 Index Crime Offenses & Clearances

By Quarter

Index Crimes and Clearances by Quarter for Calendar Year 2018

INDEX CRIMES		Violent Crimes				Property Crimes				Total	Total Violent Crimes	Total Property Crimes	Violent Crimes Cleared	Property Crimes Cleared
		Murder	Rape	Robbery	Aggravated Assault	Burglary	Larceny	Motor Vehicle Theft	Arson					
Quarter 1	Offenses	55	525	957	2,501	4,552	10,746	3,232	95	22,663	4,038	18,625	38.76%	13.20%
	Clearances	38	114	304	1,109	603	1,605	231	20	4,024	1,565	2,459		
Quarter 2	Offenses	47	579	963	2,636	4,490	11,519	2,814	100	23,148	4,225	18,923	40.26%	12.04%
	Clearances	30	126	259	1,286	522	1,526	213	17	3,979	1,701	2,278		
Quarter 3	Offenses	57	651	921	2,843	4,405	11,042	2,992	114	23,025	4,472	18,553	40.50%	12.58%
	Clearances	53	116	264	1,378	551	1,524	229	30	4,145	1,811	2,334		
Quarter 4	Offenses	46	564	1,020	2,715	4,273	10,720	2,857	66	22,261	4,345	17,916	39.15%	13.98%
	Clearances	33	88	298	1,282	550	1,768	164	22	4,205	1,701	2,504		
Total	Offenses	205	2,319	3,861	10,695	17,720	44,027	11,895	375	91,097	17,080	74,017	39.68%	12.94%
	Clearances	154	444	1,125	5,055	2,226	6,423	837	89	16,353	6,778	9,575		
Crime Rate per 1,000 population		0.07	0.76	1.27	3.52	5.84	14.51	3.92	0.12	30.02	5.63	24.39		



2018 Index Crime Offenses & Clearances

By County & Quarter

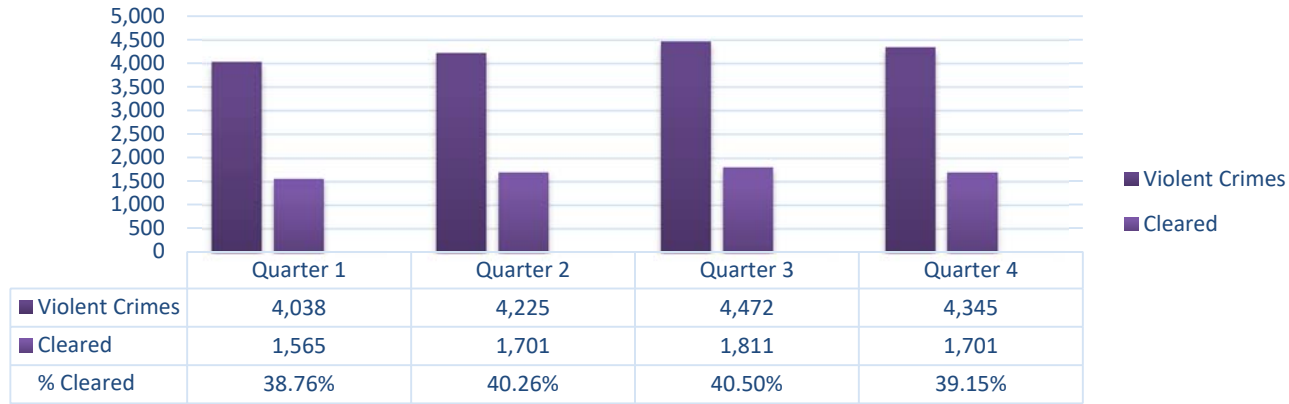
Counties	Quarter 1		Quarter 2		Quarter 3		Quarter 4		YTD Total	% of Crimes
	Offenses	Clearances	Offenses	Clearances	Offenses	Clearances	Offenses	Clearances		
Carson County	221	84	237	96	241	122	244	86	943	1.04%
Churchill County	88	54	118	48	121	60	104	42	431	0.47%
Clark County	18,289	2,946	18,949	2,910	18,296	2,934	18,109	3,038	73,643	80.84%
Douglas County	171	35	159	51	195	54	143	43	668	0.73%
Elko County	269	53	227	47	234	61	217	46	947	1.04%
Esmeralda County	3	0	3	0	4	1	2	0	12	0.01%
Eureka County	10	2	17	6	17	6	11	4	55	0.06%
Humboldt County	62	35	69	34	92	41	83	44	306	0.34%
Lander County	48	40	42	26	43	37	20	13	153	0.17%
Lincoln County	13	11	10	3	13	6	8	3	44	0.05%
Lyon County	153	60	177	78	213	85	201	76	744	0.82%
Mineral County	9	0	8	0	6	1	9	0	32	0.04%
Nye County	232	21	216	26	209	33	179	12	836	0.92%
Pershing County	18	14	27	18	38	24	23	18	106	0.12%
Statewide Agencies	14	6	15	2	15	1	15	2	59	0.06%
Storey County	21	8	42	20	40	22	28	11	131	0.14%
Washoe County	3,006	641	2,800	602	3,211	643	2,824	743	11,841	13.00%
White Pine County	36	14	32	12	37	14	41	24	146	0.16%
COUNTY TOTALS:	22,663	4,024	23,148	3,979	23,025	4,145	22,261	4,205	91,097	



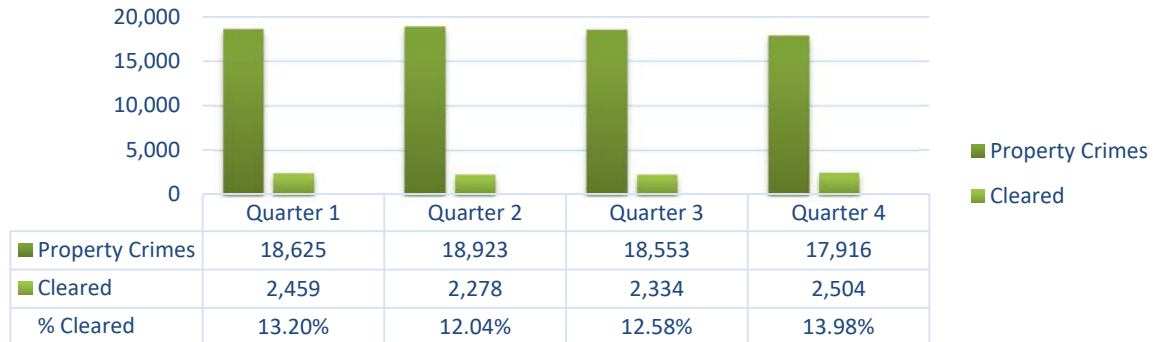
2018 Index Crime Offenses & Clearances

By Type & Quarter

Violent Crimes & Clearances by Quarter



Property Crimes & Clearances by Quarter

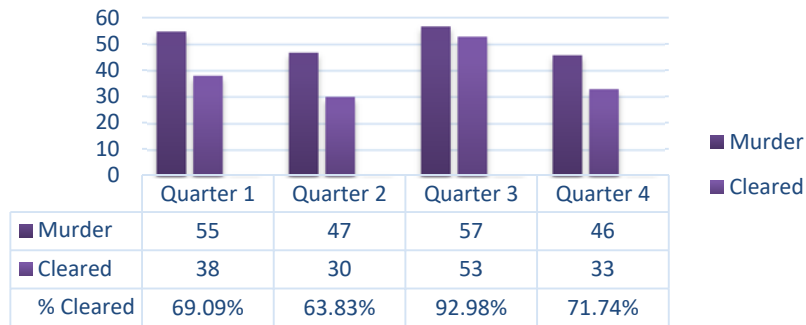




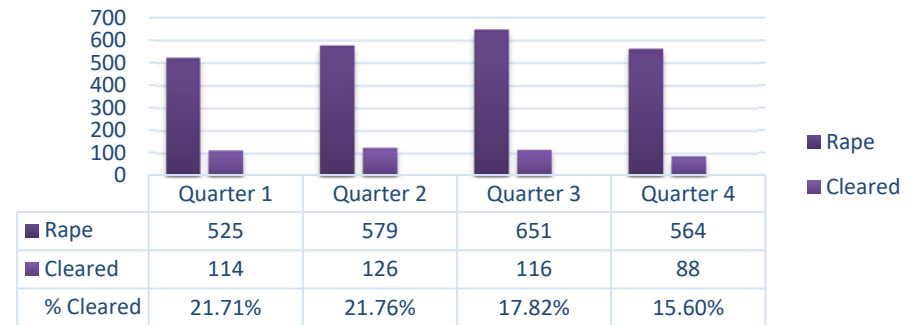
2018 Index Crimes & Clearances

By Type of Violent Crime & Quarter

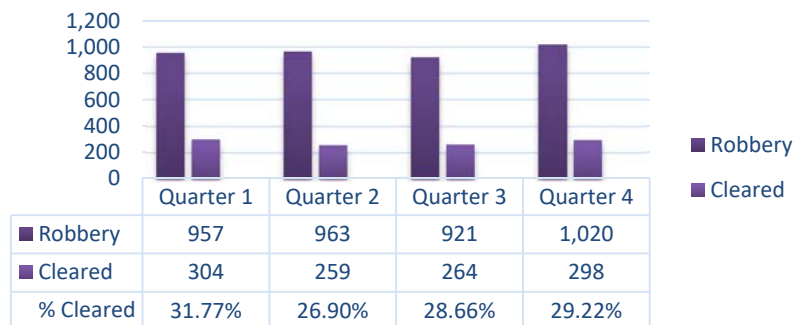
Murder Crimes & Clearances by Quarter



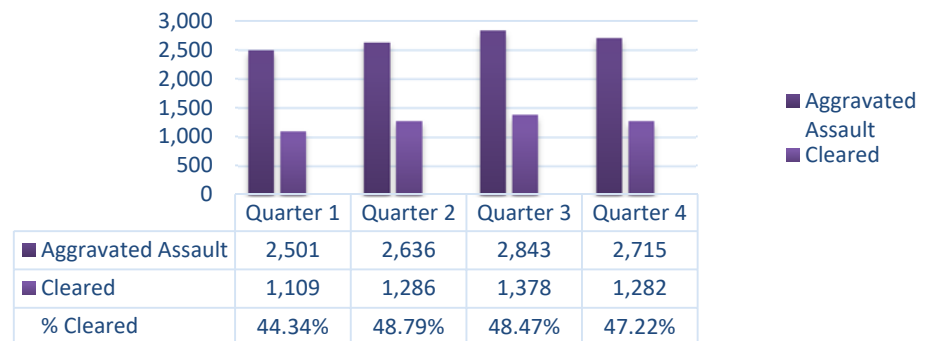
Rape Crimes & Clearances by Quarter



Robbery Crimes & Clearances by Quarter



Aggravated Assault Crimes & Clearances by Quarter

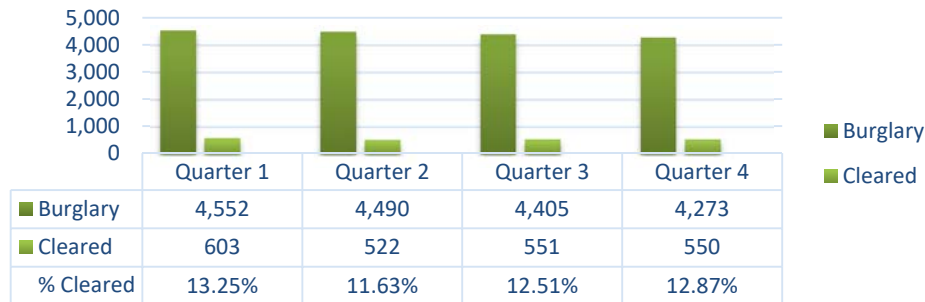




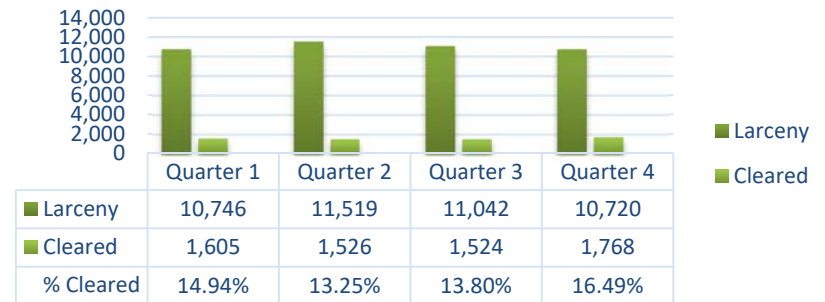
2018 Property Crime Offenses & Clearances

By Type of Property Crime & Quarter

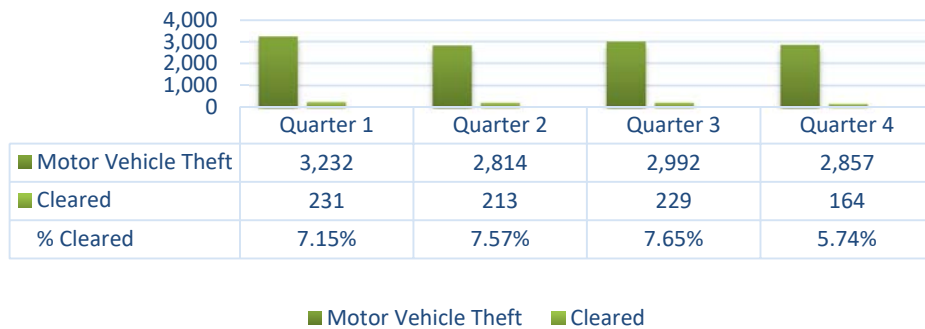
Burglary Crimes & Clearances by Quarter



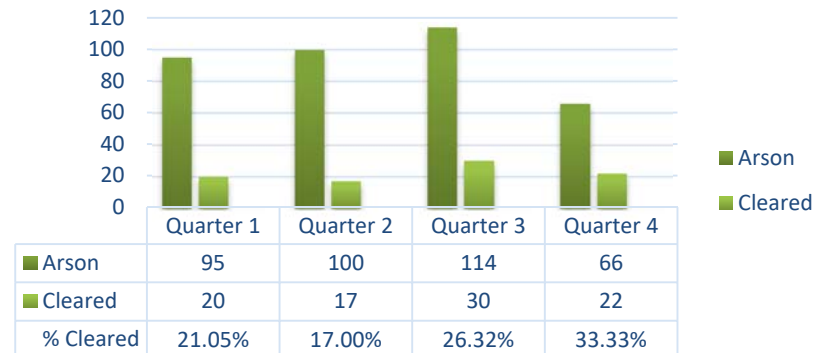
Larceny Crimes & Clearances by Quarter



Motor Vehicle Theft Crimes & Clearances by Quarter



Arson Crimes & Clearances by Quarter

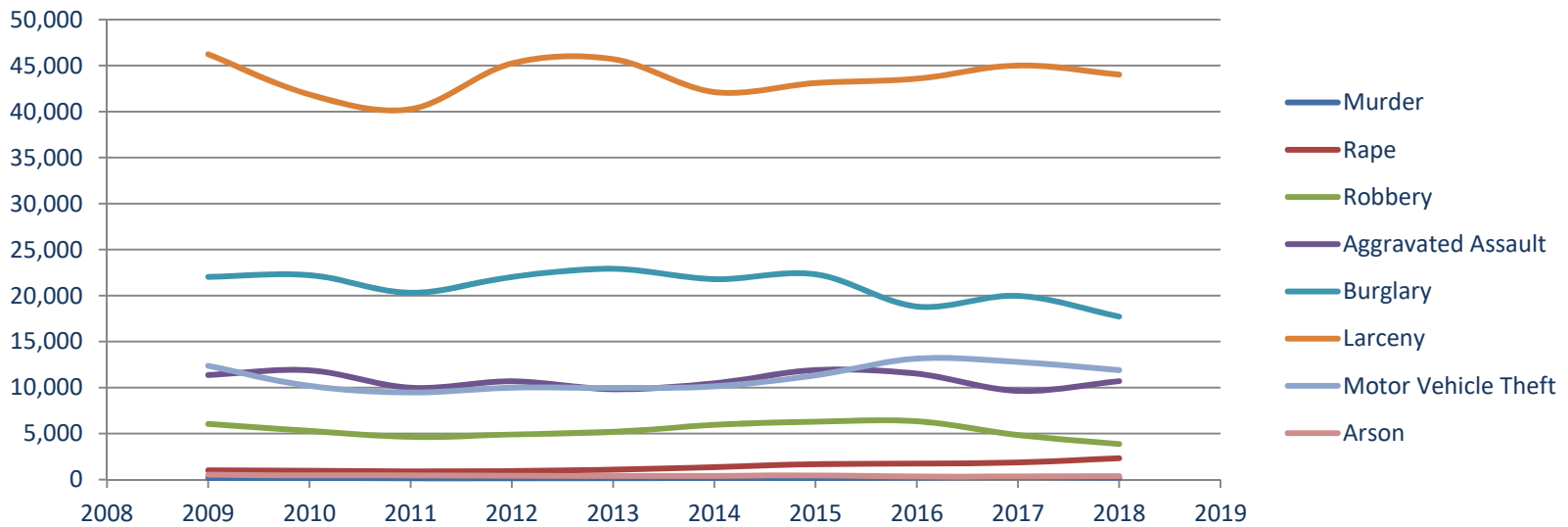




Nevada Index Crime Offenses & Crime Rates

10-yr Comparison: 2009- 2018

	Murder	Rape	Robbery	Aggravated Assault	Burglary	Larceny	Motor Vehicle Theft	Arson	Total Index Offenses	Crime Rate / 1,000 Pop
2009	170	1,014	6,045	11,365	22,029	46,236	12,367	529	99,755	35.83
2010	161	956	5,296	11,872	22,223	41,856	10,179	452	92,995	33.41
2011	151	895	4,635	9,981	20,309	40,265	9,470	466	86,172	30.96
2012	118	923	4,913	10,679	22,025	45,237	9,991	408	94,294	34.18
2013	159	1,081	5,179	9,822	22,913	45,702	9,967	397	95,220	33.15
2014	168	1,351	5,951	10,466	21,787	42,122	10,128	403	92,376	32.49
2015	178	1,686	6,287	11,906	22,315	43,104	11,336	457	97,269	33.94
2016	222	1,725	6,343	11,511	18,814	43,574	13,153	333	95,675	32.54
2017	276	1,865	4,844	9,641	19,971	45,020	12,784	350	95,751	31.60
2018	205	2,319	3,861	10,695	17,720	44,027	11,895	375	91,097	30.02





2018 Violent Crime Statistics

One Violent Crime Every 30 Minutes, 46 Seconds

	Offenses	% of Index Crimes	% Change from 2017	Crime Rate / 1,000 Pop	Cleared	% Cleared
INDEX CRIMES	91,097		-3.86%	30.02	16,353	17.95%
Violent Crimes	17,080	18.75%	2.73%	5.63	6,778	39.68%

VIOLENT CRIMES

Murder	205	0.23%	-25.72%	0.07	154	75.12%
Rape	2,319	2.55%	24.34%	0.76	444	19.15%
Robbery	3,861	4.24%	-20.29%	1.27	1,125	29.14%
Aggravated Assault	10,695	11.74%	10.93%	3.52	5,055	47.27%



Violent Crimes in Nevada

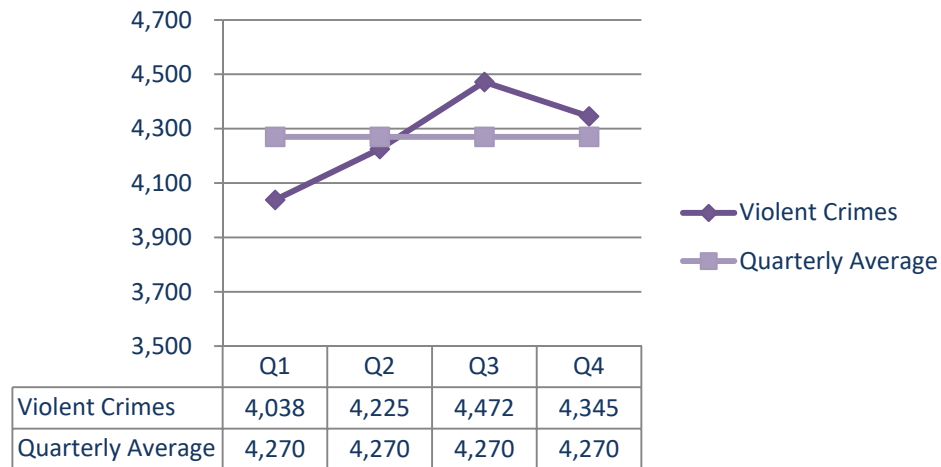
5-yr Comparison: 2014 – 2018 & By Quarter vs Quarterly Average

Crimes of violence involve the element of personal confrontation between the perpetrator and victim and entail the threat or use of violence. By their very nature, violent crimes (murder, rape, robbery, aggravated assault and human trafficking) are considered more serious than property crimes. The total number indicates only the number of incidents reported to enforcement and does not reflect the number of criminals who committed them or the number of injuries inflicted.

Violent Crime	2014	% change from 2013	2015	% change from 2014	2016	% change from 2015	2017	% change from 2016	2018	% change from 2017
Murder	168	5.7%	178	6.0%	222	24.7%	276	24.3%	205	-25.7%
Rape	1,351	25.0%	1,686	24.8%	1,725	2.3%	1,865	8.1%	2,319	24.3%
Robbery	5,951	14.9%	6,287	5.6%	6,343	0.9%	4,844	-23.6%	3,861	-20.3%
Aggravated Assault	10,466	6.6%	11,906	13.8%	11,511	-3.3%	9,641	-16.2%	10,695	10.9%
Total	17,936	10.44%	20,057	11.83%	19,801	-1.28%	16,626	-16.03%	17,080	2.73%

Violent Crimes

by Quarter & Quarterly Average





2018 Property Crime Statistics

One Property Crime Every 7 Minutes, 6 Seconds

	Offenses	% of Index Crimes	% Change from 2017	Crime Rate / 1,000 Pop	Cleared	% Cleared
INDEX CRIMES	91,097		-3.86%	30.02	16,353	17.95%
Property Crimes	74,017	81.25%	-5.26%	5.63	9,575	12.94%

PROPERTY CRIMES

Burglary	17,720	19.45%	-11.27%	5.84	2,226	12.56%
Larceny	44,027	48.33%	-2.21%	14.51	6,423	14.59%
Motor Vehicle Theft	11,895	13.06%	-6.95%	3.92	837	7.04%
Arson	375	0.41%	7.14%	0.12	89	23.73%



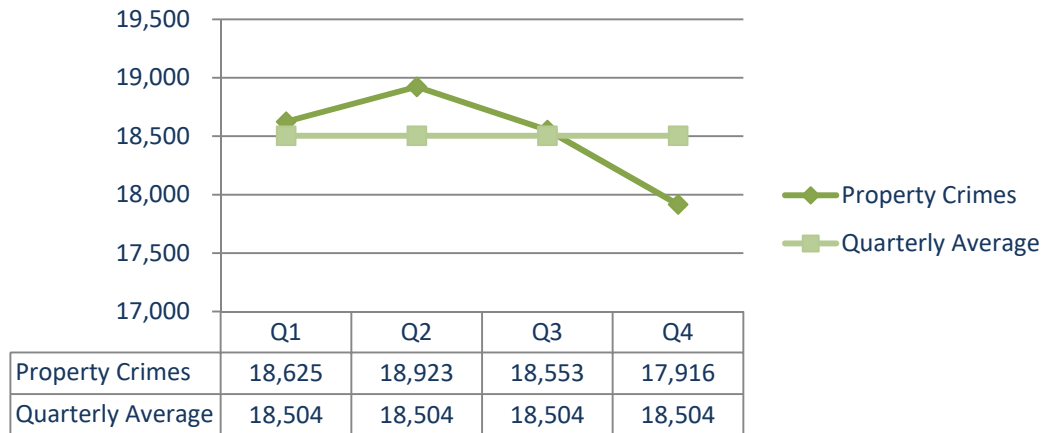
Property Crimes in Nevada

5-yr Comparison: 2014 – 2018 & By Quarter vs Quarterly Average

Crimes of violence involve the element of personal confrontation between the perpetrator and victim and entail the threat or use of violence. By their very nature, violent crimes (murder, rape, robbery, aggravated assault and human trafficking) are considered more serious than property crimes. The total number indicates only the number of incidents reported to enforcement and does not reflect the number of criminals who committed them or the number of injuries inflicted.

Property Crime	2014	% change from 2013	2015	% change from 2014	2016	% change from 2015	2017	% change from 2016	2018	% change from 2017
Burglary	21,787	4.03%	22,315	2.42%	18,814	-15.69%	19,971	6.15%	17,720	-11.27%
Larceny	42,122	1.03%	43,104	2.33%	43,574	1.09%	45,020	3.32%	44,027	-2.21%
MV Theft	10,128	-0.24%	11,336	11.93%	13,153	16.03%	12,784	-2.81%	11,895	-6.95%
Arson	403	-2.70%	457	13.40%	333	-27.13%	350	5.11%	375	7.14%
Total	74,440	1.70%	77,212	3.72%	75,874	-1.73%	78,125	2.97%	74,017	-5.26%

Property Crimes
by Quarter & Quarterly Average



THIS PAGE WAS LEFT INTENTIONALLY BLANK



Murder Offenses



2018 Murder Statistics

One Murder Every 1 Day, 18 Hours, 43 Minutes, 54 Seconds

	Offenses	% of Index Crimes	% Change from 2017	Crime Rate / 1,000 Pop	Cleared	% Cleared
INDEX CRIMES	91,097		-3.86%	30.02	16,353	17.95%
Violent Crimes	17,080	18.75%	2.73%	5.63	6,778	39.68%
Murder	205	0.23%	-25.72%	0.07	154	75.12%

* Out of 205 murders, 4 murders are negligent. Non-negligent = 201

Most Prevalent Circumstances

	Number	% of Total
Unknown Circumstance	118	38.06%
Other Arguments	44	14.19%
Total Circumstances Reported	310	

Most Probable Victim Relationship to Offender

	Number	% of Total
Unknown	127	51.00%
Acquaintance	33	13.25%
Total Relationships Reported	249	

* It is possible to have more than one type of relationship between victim and offender

Most Probable Age and Gender of Victim

	Number	% of Total
Male Victim, 25-34 years of age	48	32.43%
Female Victim, 25 - 34 years of age, 35- 44 years of age, 45- 54 years of age	9	18.37%
Total Male Victims Reported	148	
Total Female Victims Reported	49	

* It is possible to have more than one victim for each occurrence; additionally there are 4 victims ages that are unknown

Most Probable Age and Gender of Offender

	Number	% of Total
Male Offender, 15- 24 years of age	71	42.01%
Female Offender, 25-34 years of age	9	34.62%
Total Male Offenders Reported	169	
Total Female Offenders Reported	26	

* The total arrests cleared may not match the arrested data by gender, race, and ethnicity due to limitations in the way the data are collected and reported; additionally there are 54 offender ages that are unknown

Most Used Weapon

	Number	% of Total
Firearm	110	39.01%
Handgun	61	21.63%
Total Weapons Reported	249	

* It is possible to have more than one weapon used for each occurrence





About Murder

Murder and non-negligent manslaughter are defined by the FBI Uniform Crime Reporting program as the willful (non-negligent) killing of one human being by another. This includes any death caused by injuries received in a fight, argument, quarrel, assault, or commission of a crime. The UCR Program does not include the following situations in this offense classification: deaths caused by negligence, suicide, or accident; justifiable homicides; and attempts to murder or assaults to murder, which are classified as aggravated assaults.¹¹

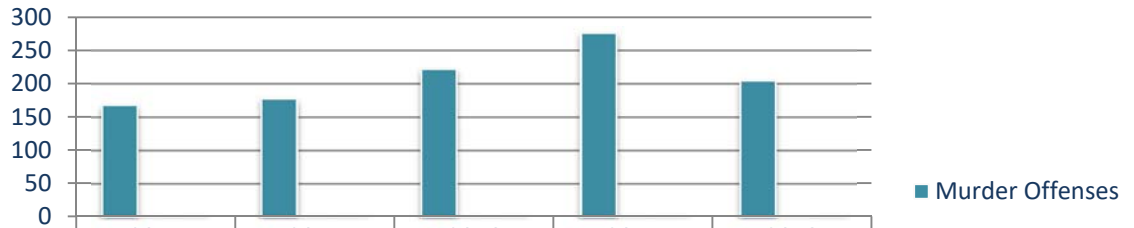


Murders in Nevada

5- yr Comparison: 2014 – 2018, By Monthly vs Monthly Average, Clearances By Quarter

Murders

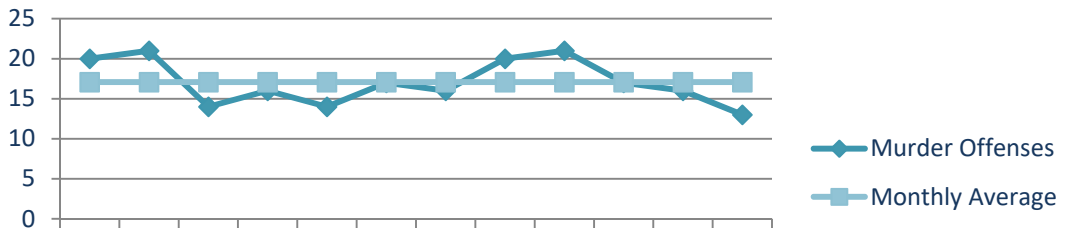
5-yr Comparison: 2014 - 2018



	2014	2015	2016	2017	2018
Murder Offenses	168	178	222	276	205
% Change from prior year	5.66%	5.95%	24.72%	24.32%	-7.66%
Crime Rate per 1,000 Pop	0.06	0.06	0.08	0.09	0.07

2018 Murder Offenses

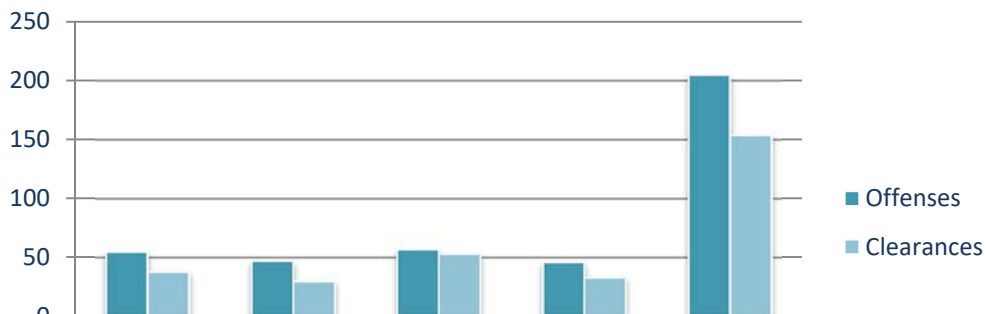
By Month & Monthly Average



	Jan	Feb	Mar	Apr	May	Jun	Jul	Aug	Sep	Oct	Nov	Dec
Murder Offenses	20	21	14	16	14	17	16	20	21	17	16	13
Monthly Average	17	17	17	17	17	17	17	17	17	17	17	17

2018 Murders & Clearances

by Quarter

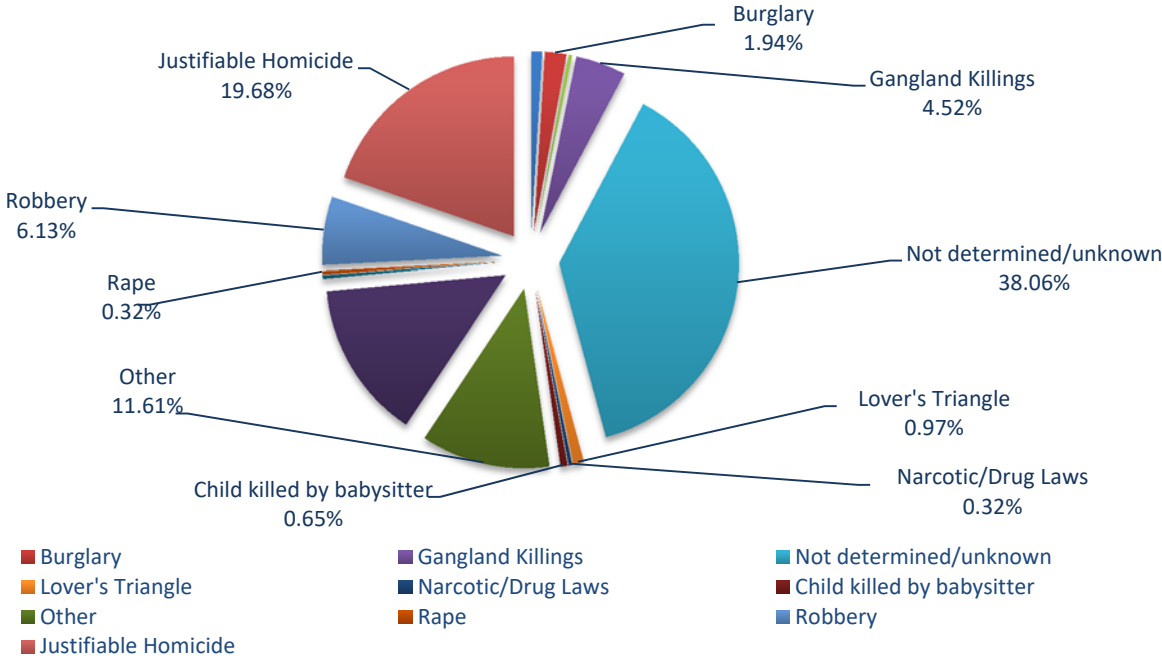


	Q1	Q2	Q3	Q4	Total
Offenses	55	47	57	46	205
Clearances	38	30	53	33	154



2018 Murder Circumstances

Circumstances	Number of Offenses	% Change from 2017
Brawl Due to the Influence of Alcohol	3	0.96%
Burglary	6	1.92%
All suspected felony types	1	0.32%
Gangland Killings	14	4.49%
Not determined/unknown	118	37.82%
Lover's Triangle	3	0.96%
Narcotic/Drug Laws	1	0.32%
Child killed by babysitter	2	0.64%
Other	36	11.54%
Other Arguments	44	14.10%
Arguments over money	1	0.32%
Rape	1	0.32%
Robbery	19	6.09%
Justifiable Homicide	61	19.55%
Total	310	



*Due to the unlimited set of possible circumstances surrounding homicides, it is difficult to provide clear-cut or precise statistical categories for all. To achieve uniformity, the number of circumstance categories has been kept to a minimum. Caution is suggested in drawing generalizations from the data without more deliberate analysis. This table makes no attempt to analyze the motives of offenders, but rather to display general circumstances surrounding events. Also note that it is possible to have more than one victim/murder for each circumstance.

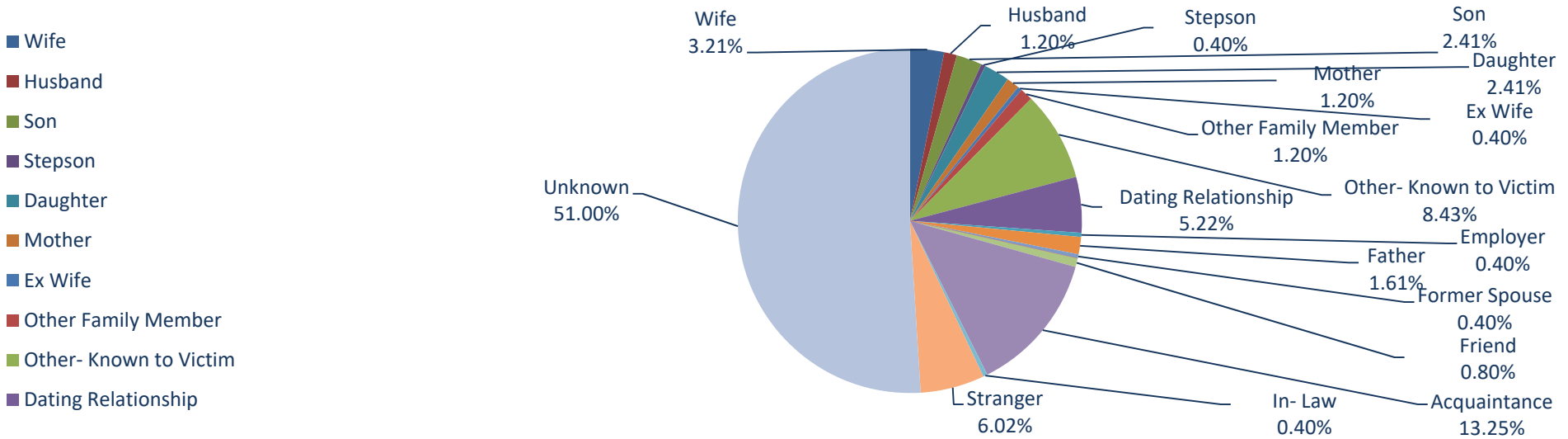


Murder Victim Relationship to Offender

5-yr Comparison: 2014 - 2018

Relationship - Victim to Offender*	Number				
	2014	2015	2016	2017	2018
Wife	7	5	6	7	8
Husband	3	5	0	2	3
Son	8	3	6	11	6
Stepson	0	0	0	0	1
Daughter	4	5	3	6	6
Mother	0	0	0	0	3
Ex Wife	0	0	0	0	1
Other Family Member	10	14	10	12	3
Other- Known to Victim	0	0	0	0	21
Dating Relationship	7	15	12	11	13
Employer	0	0	0	0	1
Father	0	0	0	0	4
Former Spouse	2	3	0	1	1
Former Cohabitant	0	0	0	0	0
Friend	10	0	1	1	2
Acquaintance	23	37	73	46	33
In - Law	0	0	0	0	1
Stranger	30	27	46	87	15
Unknown	101	65	116	128	127
Total	205	179	273	312	249

	% of Total				
	2014	2015	2016	2017	2018
Wife	3.41%	2.79%	2.20%	2.81%	3.21%
Husband	1.46%	2.79%	0.00%	0.80%	1.20%
Son	3.90%	1.68%	2.20%	4.42%	2.41%
Stepson	0.00%	0.00%	0.00%	0.00%	0.40%
Daughter	1.95%	2.79%	1.10%	2.41%	2.41%
Mother	0.00%	0.00%	0.00%	0.00%	1.20%
Ex Wife	0.00%	0.00%	0.00%	0.00%	0.40%
Other Family Member	4.88%	7.82%	3.66%	4.82%	1.20%
Other- Known to Victim	0.00%	0.00%	0.00%	0.00%	8.43%
Dating Relationship	3.41%	8.38%	4.40%	4.42%	5.22%
Employer	0.00%	0.00%	0.00%	0.00%	0.40%
Father	0.00%	0.00%	0.00%	0.00%	1.61%
Former Spouse	0.98%	1.68%	0.00%	0.40%	0.40%
Former Cohabitant	0.00%	0.00%	0.00%	0.00%	0.00%
Friend	4.88%	0.00%	0.37%	0.40%	0.80%
Acquaintance	11.22%	20.67%	26.74%	18.47%	13.25%
In - Law	0.00%	0.00%	0.00%	0.00%	0.40%
Stranger	14.63%	15.08%	16.85%	34.94%	6.02%
Unknown	49.27%	36.31%	42.49%	51.41%	51.00%
Total	100%	100%	100%	100%	100%



*The number of relationships may not agree with the number of victims due to instances of multiple offenders or victims.



Murder Distribution by Age, Gender and Weapon

5-yr Comparison: 2014 - 2018

Victim Ages	Male				
	2014	2015	2016	2017	2018
00 - 14	9	3	15	12	8
15 - 24	25	21	60	45	28
25 - 34	35	33	58	51	48
35 - 44	23	28	26	36	27
45 - 54	19	21	30	25	18
55 - 64	11	13	11	25	13
65+	6	6	14	7	6
Total	128	126	215	201	148

* In 2018, the demographics of 4 Victims was unknown

Female				
2014	2015	2016	2017	2018
5	5	0	5	6
3	7	2	11	6
10	10	9	23	9
5	7	5	18	9
8	11	3	17	9
5	5	2	2	8
4	7	1	7	2
40	52	22	83	49

Offender Ages	Male				
	2014	2015	2016	2017	2018
00 - 14	0	0	0	12	1
15 - 24	37	28	50	44	71
25 - 34	40	34	47	53	46
35 - 44	12	8	32	31	32
45 - 54	22	13	19	24	11
55 - 64	5	8	10	69	5
65+	5	6	2	1	3
Total	121	97	160	234	169

* In 2018, the demographics of 54 Offenders was unknown

Female				
2014	2015	2016	2017	2018
0	0	0	0	0
12	4	2	5	8
10	9	0	9	9
4	1	3	4	7
1	2	0	7	1
1	2	1	0	0
0	2	0	0	1
28	20	6	25	26

Weapon Used	Number				
	2014	2015	2016	2017	2018
Handgun	14	17	26	16	61
Long-gun/ Rifle	1	2	2	58	1
Firearm, Unknown	79	94	163	160	110
Knife, Cutting Device	33	25	43	33	25
Hands, Fists, Feet	9	9	6	13	24
Blunt Inst.	18	13	24	18	8
Fire/Smoke Inhalation	0	1	4	0	0
Narcotics	0	0	0	0	1
Shotgun	0	0	0	0	1
Asphyxiation/Gas	3	2	0	0	1
Strangulation	0	5	3	3	0
Unknown	8	0	0	10	0
Other	3	10	11	1	17
Total	168	178	282	312	249

% of Total				
2014	2015	2016	2017	2018
8.3%	9.6%	9.2%	6.4%	24.5%
0.6%	1.1%	0.7%	23.3%	0.4%
47.0%	52.8%	57.8%	64.3%	44.2%
19.6%	14.0%	15.2%	13.3%	10.0%
5.4%	5.1%	2.1%	5.2%	9.6%
10.7%	7.3%	8.5%	7.2%	3.2%
0.0%	0.6%	1.4%	0.0%	0.0%
0.0%	0.0%	0.0%	0.0%	0.4%
0.0%	0.0%	0.0%	0.0%	0.4%
1.8%	1.1%	0.0%	0.0%	0.4%
0.0%	2.8%	1.1%	1.2%	0.0%
4.8%	0.0%	0.0%	4.0%	0.0%
1.8%	5.6%	3.9%	0.4%	6.8%
100%	100%	100%	100%	100%

THIS PAGE WAS LEFT INTENTIONALLY BLANK



Rape Offenses



2018 Rape Statistics

One Rape Every 3 Hours, 46 Minutes, 38 Seconds

	Offenses	% of Index Crimes	% Change from 2017	Crime Rate / 1,000 Pop	Cleared	% Cleared
INDEX CRIMES	91,097		-3.86%	30.02	16,353	17.95%
Violent Crimes	17,080	18.75%	2.73%	5.63	6,778	39.68%
Rape	2,319	2.55%	24.34%	0.76	444	19.15%

Most Probable Gender and Age of Arrested Offender

Male Offender, 18-24 years of age
Total Arrests Reported

Reported	% of Total
65	15.93%
408	

** The total arrests cleared may not match the arrested data by gender, race, and ethnicity due to limitations in the way the data are collected and reported.*

Strongest Time of Year for Rape Offenses

Quarter 3, July 1 - Sept 30
August
Total Rapes Reported

651	28.07%
239	10.31%
2,319	

** The total arrests reported by time of year may not match the reported data by gender, race, and ethnicity due to limitations in the way the data are collected and reported.*





About Rape

NOTE: In 2011, the FBI UCR Program revised the definition of rape for reporting purposes. As the offense is now defined, it is possible to report either males or females as rape victims.

Rape - penetration, no matter how slight, of the vagina or anus with any body part or object, or oral penetration by a sex organ of another person, or by a sex-related object, without the consent of the victim. This definition includes either gender of victim or offender. This definition also includes instances in which the victim is incapable of giving consent because of temporary or permanent mental or physical incapacity (including due to the influence of drugs or alcohol) or because of age. Physical resistance is not required on the part of the victim to demonstrate lack of consent.

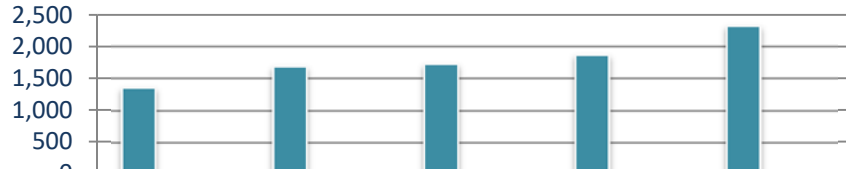


Rape in Nevada

5-yr Comparison: 2014 – 2018 Offenses & Attempted vs Completed, Clearances by Quarter

Rapes

5-yr Comparison: 2014 - 2018
Crime Rates per 1,000 Population

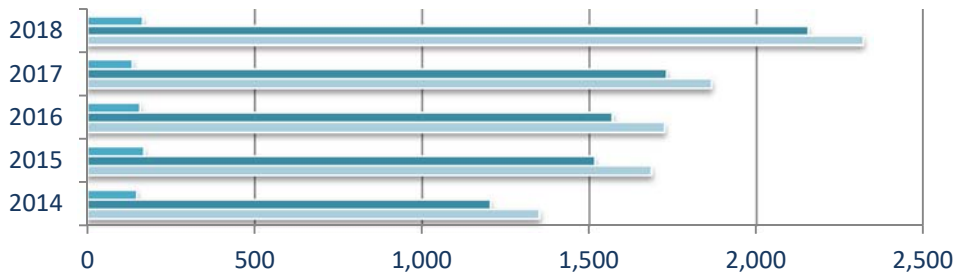


	2014	2015	2016	2017	2018
Rapes Reported	1,351	1,686	1,725	1,865	2,319
% Change from prior year	24.98%	24.80%	2.31%	8.12%	24.34%
Crime Rate per 1,000 Pop	0.48	0.58	0.59	0.62	0.76

■ Rapes Reported

Rapes: Completed vs Attempted

5-yr Comparison: 2014- 2018

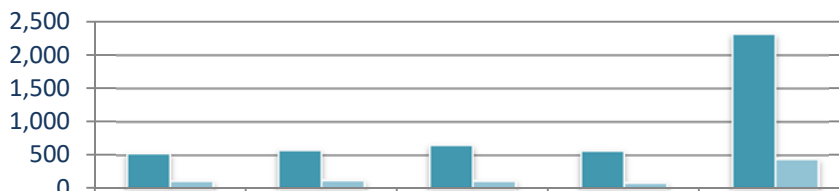


	2014	2015	2016	2017	2018
Attempted	147	169	156	134	164
Completed	1,204	1,517	1,569	1,731	2,155
Reported	1,351	1,686	1,725	1,865	2,319

■ Attempted
■ Completed
■ Reported

2018 Rape Offenses & Clearances

by Quarter



	Q1	Q2	Q3	Q4	Total
Offenses	525	579	651	564	2,319
Clearances	114	126	116	88	444

■ Offenses
■ Clearances

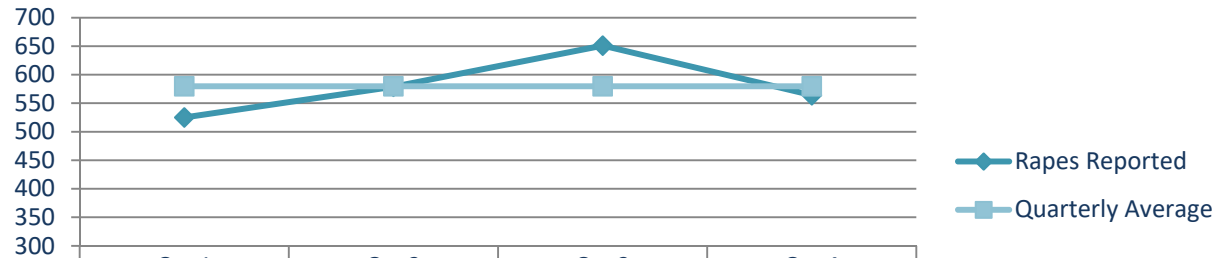


2018 Rape Offenses

By Quarter vs Quarterly Average & By Monthly vs Monthly Average

2018 Rape Offenses

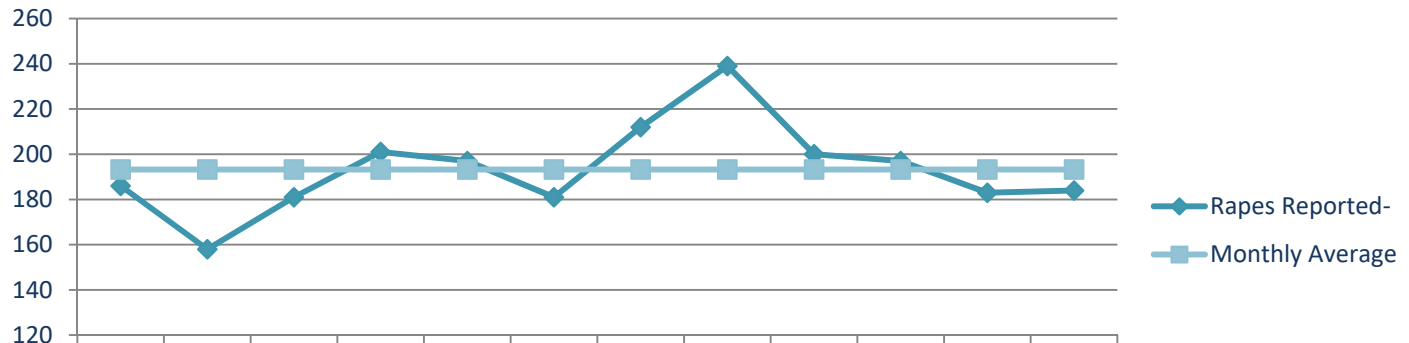
By Quarter & Quarterly Average



	Qtr 1	Qtr 2	Qtr 3	Qtr 4
Rapes Reported	525	579	651	564
Quarterly Average	580	580	580	580

2018 Rape Offenses

By Month & Monthly Average



	Jan	Feb	Mar	Apr	May	Jun	Jul	Aug	Sep	Oct	Nov	Dec
Rapes Reported-	186	158	181	201	197	181	212	239	200	197	183	184
Monthly Average	193	193	193	193	193	193	193	193	193	193	193	193



Rapes Offenses: Arrested Profile

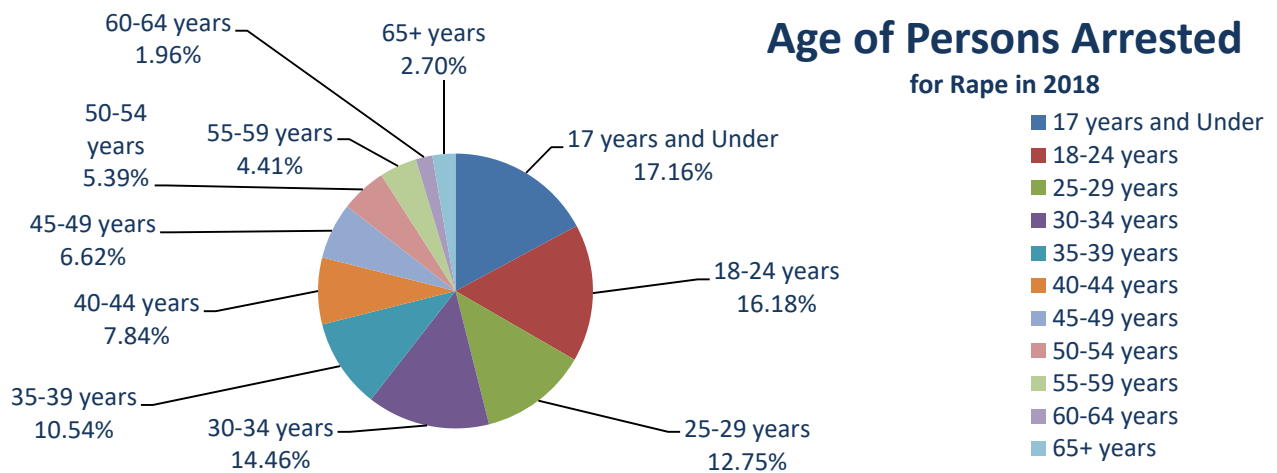
By Age and Gender

AGE	2018	% of 2018 Total
17 years and Under	70	17.16%
18-24 years	66	16.18%
25-29 years	52	12.75%
30-34 years	59	14.46%
35-39 years	43	10.54%
40-44 years	32	7.84%
45-49 years	27	6.62%
50-54 years	22	5.39%
55-59 years	18	4.41%
60-64 years	8	1.96%
65+ years	11	2.70%

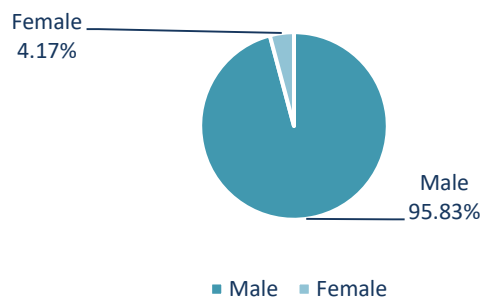
Total 408

Male	Female
62	8
65	1
51	1
58	1
42	1
31	1
26	1
21	1
18	0
8	0
9	2

391 17



Gender for Persons Arrested for Rape in 2018



THIS PAGE WAS LEFT INTENTIONALLY BLANK



Robbery Offenses



2018 Robbery Statistics

**One Robbery Every 2 Hours,
16 Minutes, 7 Seconds**

	Offenses	% of Index Crimes	% Change from 2017	Crime Rate / 1,000 Pop	Cleared	% Cleared
INDEX CRIMES	91,097		-3.86%	30.02	16,353	17.95%
Violent Crimes	17,080	18.75%	2.73%	5.63	6,778	39.68%
Robbery	3,861	4.24%	-20.29%	1.27	1,125	29.14%

Most Probable Gender and Age of Arrested Offender

	Number	% of Total
Male, 18-24 years of age	335	23.69%
Total Arrests Reported	1,414	

** The total arrests cleared may not match the arrested data by gender, race, and ethnicity due to limitations in the way the data are collected and reported.*

Most Used Weapon

Firearm	1,620	41.96%
Total Weapons Reported	3,861	

** It is possible to have more than one weapon per offense*

Most Probable Location for Robbery

Miscellaneous	1,614	41.80%
Highway	733	18.98%
Total Locations Reported	3,861	

Location of Highest Property Value Loss

Miscellaneous	\$4,985,962	55.80%
Total Loss Value Reported	\$8,935,391	





About Robbery

Robbery is defined by the FBI UCR program as the taking or attempting to take anything of value from the care, custody, or control of a person or persons by force or threat of force or violence and/or putting the victim in fear. Robbery is a type of theft committed in the presence of the victim, where the victim is directly confronted by the offender.



Robbery in Nevada

By 5-yr Comparison: 2014 – 2018, Quarterly vs Quarterly Average, Clearances by Quarter

Robbery

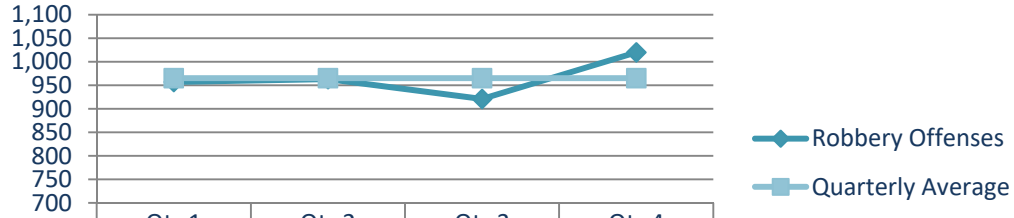
5-yr Comparison: 2014 - 2018



	2014	2015	2016	2017	2018
Robbery Offenses	5,951	6,287	6,343	4,844	3,861
% Change from Prior Year	14.91%	5.65%	0.89%	-23.63%	-20.29%
Crime Rate per 1,000 Pop	2.14	2.22	2.19	1.62	1.27

2018 Robbery Offenses

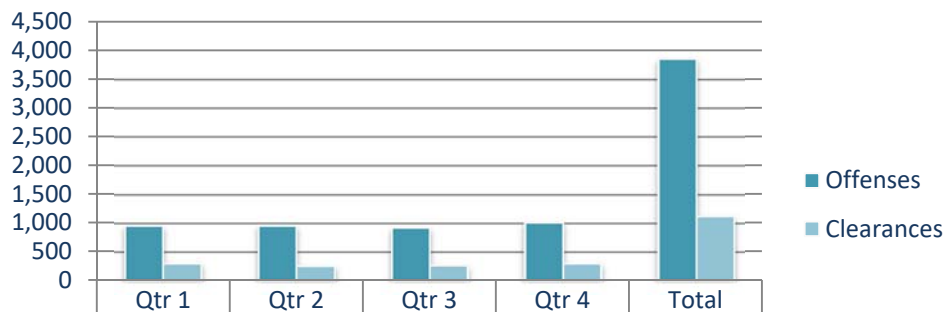
By Quarter & Quarterly Average



	Qtr 1	Qtr 2	Qtr 3	Qtr 4
Robbery Offenses	957	963	921	1,020
Quarterly Average	965	965	965	965

2018 Robbery Offenses & Clearances

by Quarter



	Qtr 1	Qtr 2	Qtr 3	Qtr 4	Total
Offenses	957	963	921	1,020	3,861
Clearances	304	259	264	298	1,125



Robbery Offenses: Arrested Profile

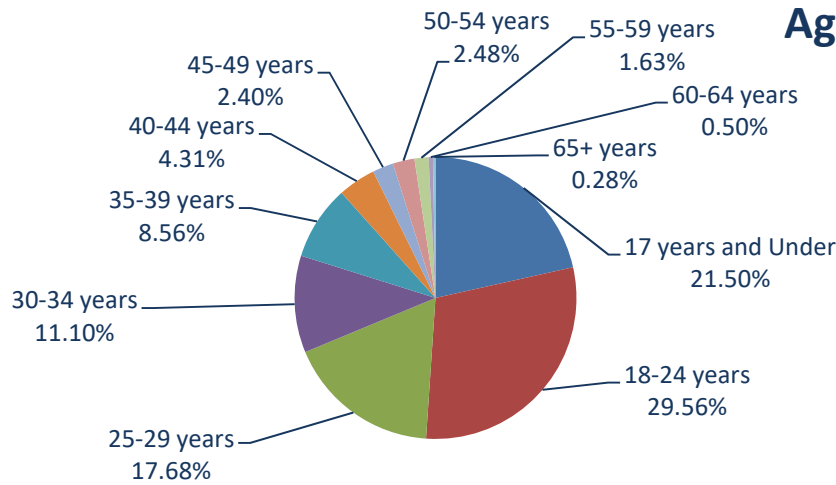
By Age and Gender

AGE	2018	% of 2018 Total
17 years and Under	304	21.50%
18-24 years	418	29.56%
25-29 years	250	17.68%
30-34 years	157	11.10%
35-39 years	121	8.56%
40-44 years	61	4.31%
45-49 years	34	2.40%
50-54 years	35	2.48%
55-59 years	23	1.63%
60-64 years	7	0.50%
65+ years	4	0.28%

Total 1,414

Male	Female
260	44
335	83
200	50
117	40
100	21
50	11
25	9
28	7
20	3
7	0
4	0

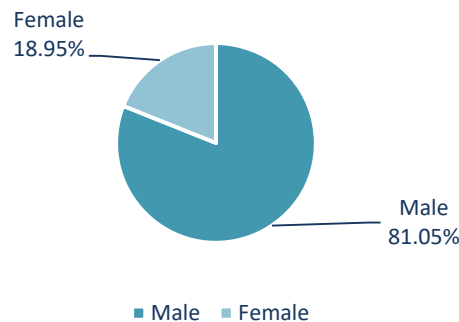
1,146 268



Age of Persons Arrested for Robbery in 2018

- 17 years and Under
- 18-24 years
- 25-29 years
- 30-34 years
- 35-39 years
- 40-44 years
- 45-49 years
- 50-54 years
- 55-59 years
- 60-64 years
- 65+ years

Gender for Persons Arrested for Robbery in 2018



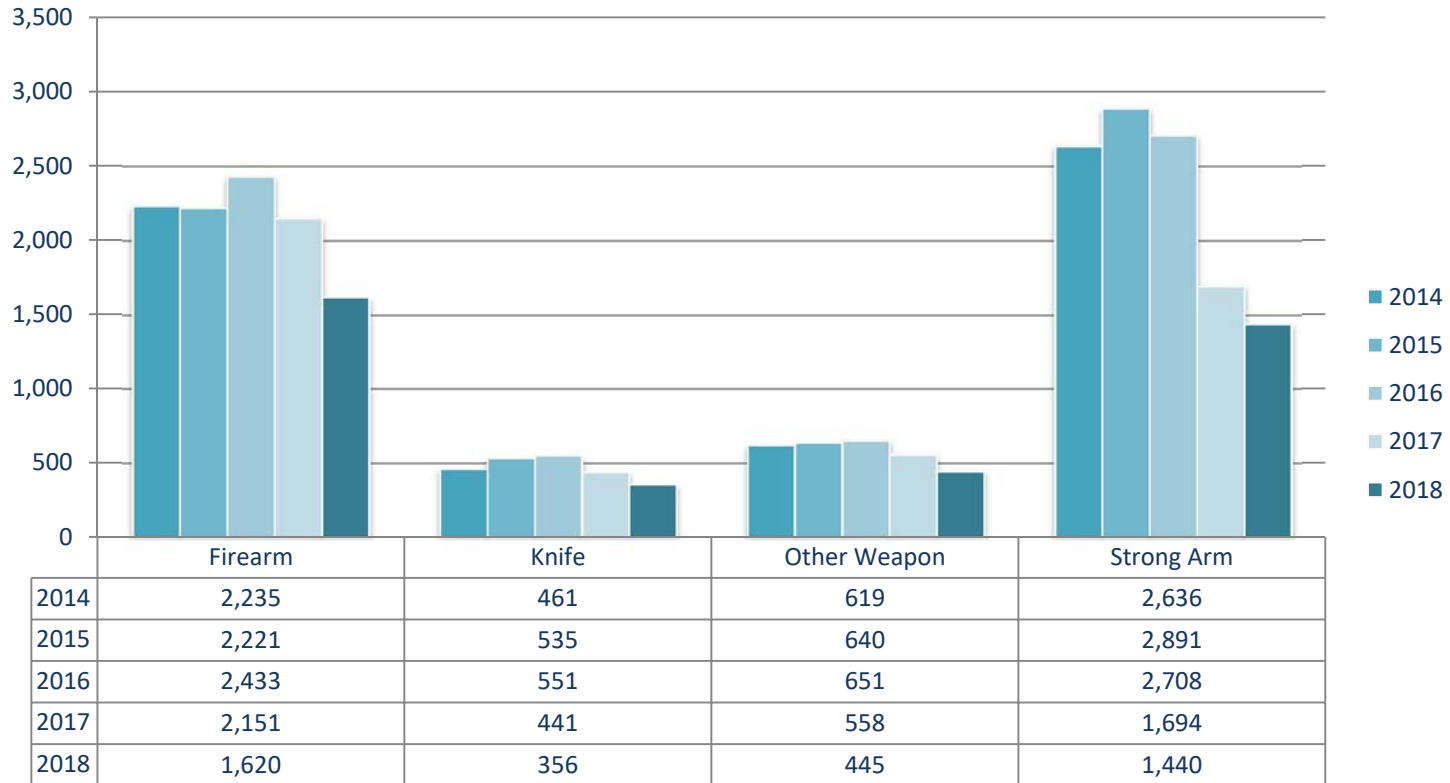


Robbery Offenses: Weapons Used

5-yr Comparison: 2014 - 2018

Weapons Types Used

5-yr Comparison





Robbery: Classification of Location

5-yr Comparison: 2014 - 2018

Classification by Location and Number of Offenses

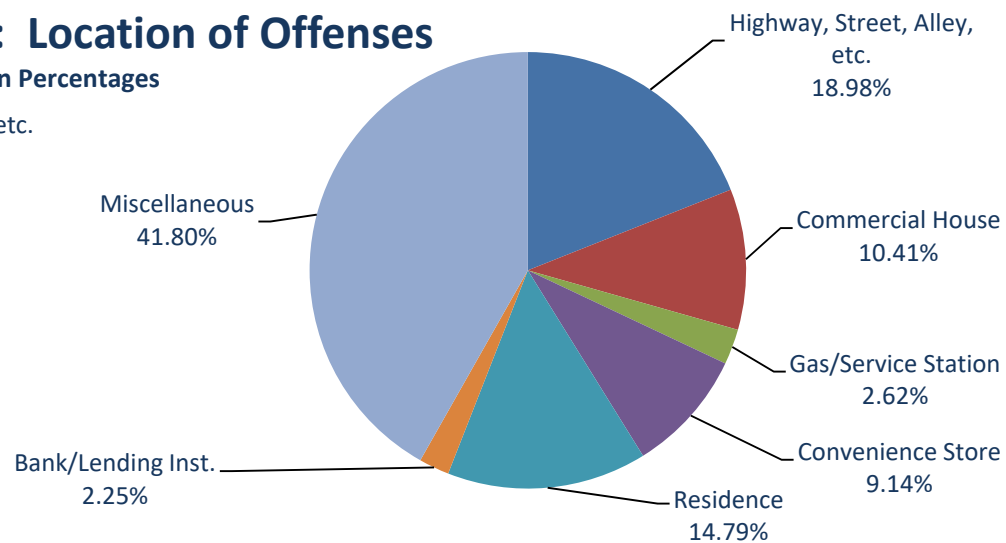
LOCATION	2014	2015	2016	2017	2018	5-year Average	% for 2018
Highway, Street, Alley, etc.	1,390	1,468	1,346	919	733	1,171	18.98%
Commercial House	1,567	1,488	1,423	432	402	1,062	10.41%
Gas/Service Station	85	106	134	118	101	109	2.62%
Convenience Store	402	447	458	506	353	433	9.14%
Residence	1,435	1,601	1,337	719	571	1,133	14.79%
Bank/Lending Inst.	104	116	93	97	87	99	2.25%
Miscellaneous	968	1,061	1,552	2,054	1,614	1,450	41.80%

TOTAL	5,951	6,287	6,343	4,845	3,861	5,457	100.00%
--------------	--------------	--------------	--------------	--------------	--------------	--------------	----------------

2018 Robbery: Location of Offenses

in Percentages

- Highway, Street, Alley, etc.
- Commercial House
- Gas/Service Station
- Convenience Store
- Residence
- Bank/Lending Inst.
- Miscellaneous



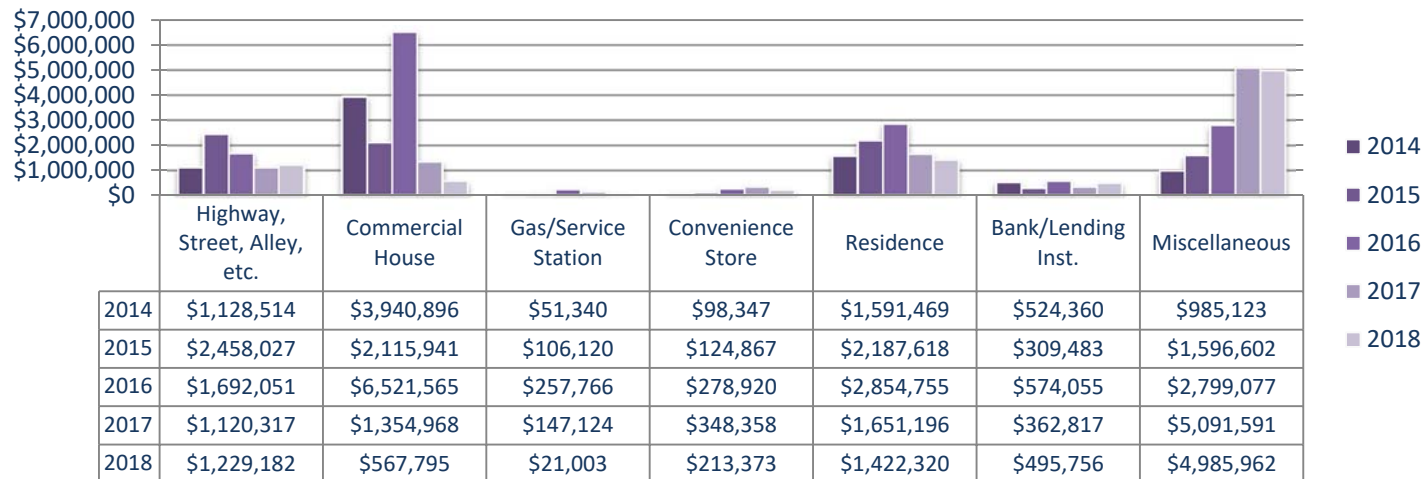


Robbery: Location & Property Value

5-yr Comparison: 2014 – 2018

Robbery: Classification by Location and Value of Property Stolen

5-yr Comparison: 2014 - 2018



Classification by Location and Value of Property Stolen in Percentages					
LOCATION	2014	2015	2016	2017	2018
Highway, Street, Alley, etc.	21.68%	29.54%	19.01%	11.12%	13.76%
Commercial House	75.70%	25.43%	73.29%	13.45%	6.35%
Gas/Service Station	0.99%	1.28%	2.90%	1.46%	0.24%
Convenience Store	1.89%	1.50%	3.13%	3.46%	2.39%
Residence	30.57%	26.29%	32.08%	16.39%	15.92%
Bank/Lending Inst.	10.07%	3.72%	6.45%	3.60%	5.55%
Miscellaneous	18.92%	19.19%	31.46%	50.53%	55.80%

THIS PAGE WAS LEFT INTENTIONALLY BLANK



Aggravated Assault Offenses



2018 Aggravated Assault Statistics

One Aggravated Assault Every 49 Minutes, 8 Seconds

	Offenses	% of Index Crimes	% Change from 2017	Crime Rate / 1,000 Pop	Cleared	% Cleared
INDEX CRIMES	91,097		-3.86%	30.02	16,353	17.95%
Violent Crimes	17,080	18.75%	2.73%	5.63	6,778	39.68%
Aggravated Assault	10,695	11.74%	10.93%	3.52	5,055	47.27%

Most Probable Gender and Age of Arrested Offender

	Number	% of Total
Male, 18-24 years of age	746	12.43%
Total Arrests Reported	6,000	

** The total arrests cleared may not match the arrested data by gender, race, and ethnicity due to limitations in the way the data are collected and reported.*

Most Probable Time of Year for Aggravated Assault

Quarter 3, July 1 - September 30	2,843	26.58%
Total Locations Reported	10,695	

Most Used Weapon

Other Weapon	3,586	33.53%
Total Weapons Reported	10,695	





About Aggravated Assault

Aggravated assault is defined by the FBI Uniform Crime Reporting program as an unlawful attack by one person upon another for the purpose of inflicting severe or aggravated bodily injury. This type of assault usually is accompanied by the use of a weapon or by means likely to produce death or great bodily harm. Attempts are included since it is not necessary that an injury result when a gun, knife, or other weapon is used which could and probably would result in serious personal injury if the crime is successfully completed.

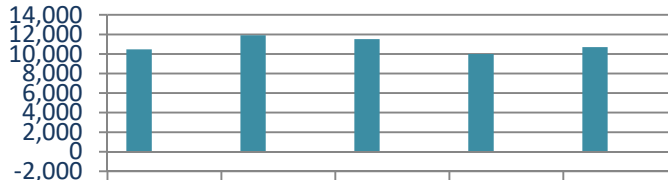


Aggravated Assault in Nevada

5-yr Comparison: 2014 – 2018, By Quarterly vs Quarterly Average, Cleared by Quarter

Aggravated Assault

5-yr Comparison: 2014 - 2018
Crime Rates per 1,000 Population



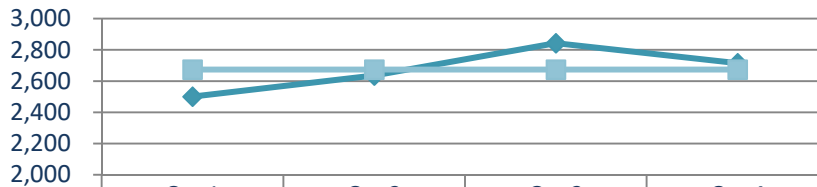
	2014	2015	2016	2017	2018
Aggravated Assault Offenses	10,466	11,906	11,511	9,992	10,695
% Change from Prior Year	6.56%	13.76%	-3.32%	-13.20%	7.04%
Crime Rate per 1,000 Pop	3.69	4.12	3.92	3.33	3.52

■ Aggravated Assault Offenses

Note: The percentage change might vary for 2018 because the numbers are reported for the last 4 years and the actual offense for 2018 to maintain consistency across sections.

2018 Aggravated Assault Offenses

By Quarter & Quarterly Average

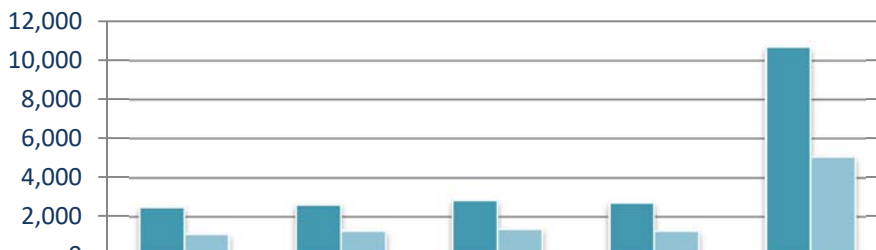


	Qtr 1	Qtr 2	Qtr 3	Qtr 4
Actual Assaults	2,501	2,636	2,843	2,715
Quarterly Average	2,674	2,674	2,674	2,674

◆ Actual Assaults
■ Quarterly Average

2018 Aggravated Assault Offenses & Clearances

by Quarter



	Q1	Q2	Q3	Q4	Total
Offenses	2,501	2,636	2,843	2,715	10,695
Clearances	1,109	1,286	1,378	1,282	5,055

■ Offenses
■ Clearances

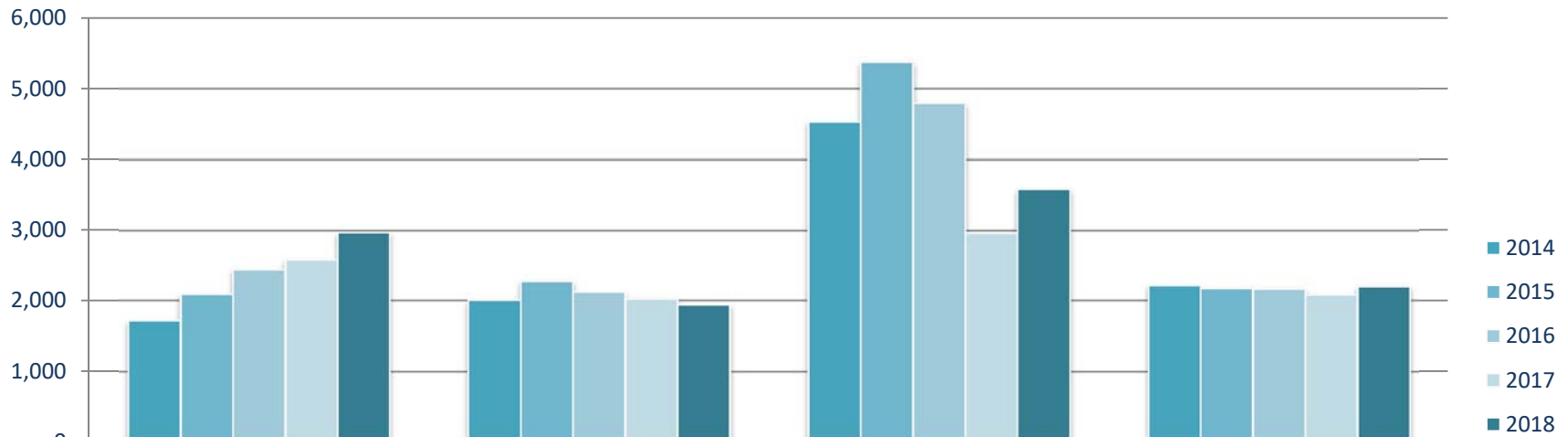


Aggravated Assault Offenses: Weapons Used

5-yr Comparison: 2014 - 2018

Aggravated Assault Offenses: Weapons Used

5-yr Comparison: 2014 - 2018



	Firearm	Knife	Other Weapon	Strong Arm
2014	1,714	2,006	4,533	2,213
2015	2,086	2,271	5,374	2,175
2016	2,438	2,119	4,793	2,161
2017	2,574	2,024	2,966	2,077
2018	2,972	1,940	3,586	2,197

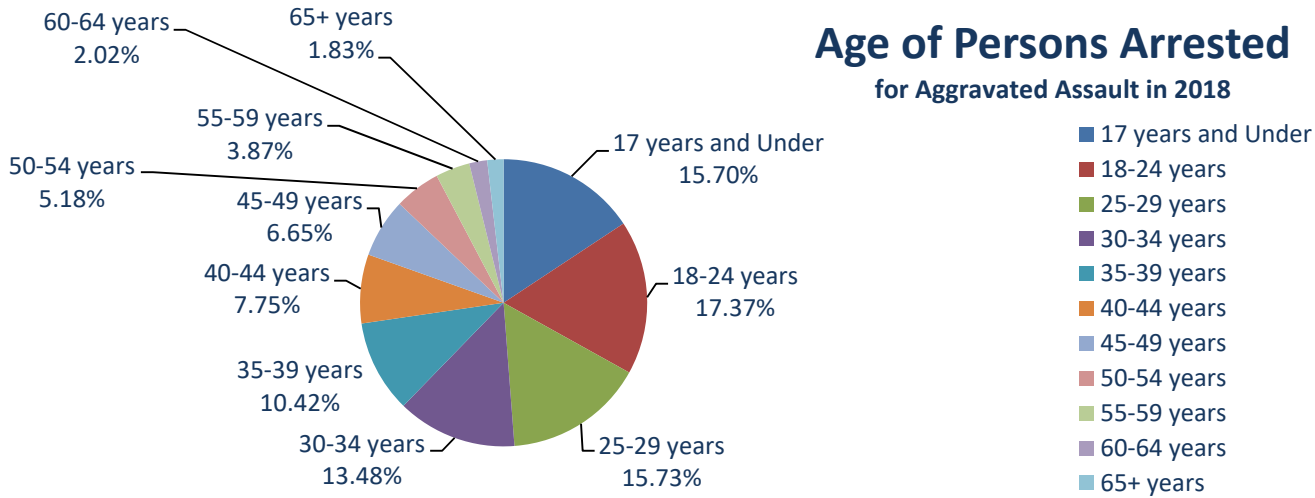


Aggravated Assault Offenses: Arrested Profile

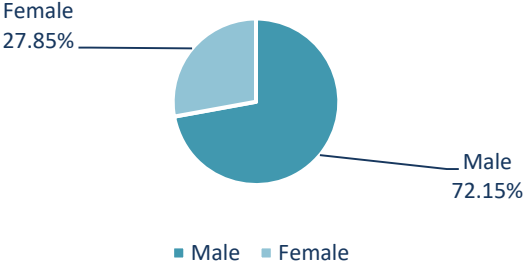
By Age and Gender

AGE	2018	% of 2018 Total
17 years and Under	942	15.70%
18-24 years	1,042	17.37%
25-29 years	944	15.73%
30-34 years	809	13.48%
35-39 years	625	10.42%
40-44 years	465	7.75%
45-49 years	399	6.65%
50-54 years	311	5.18%
55-59 years	232	3.87%
60-64 years	121	2.02%
65+ years	110	1.83%
Total	6,000	

Male	Female
611	331
746	296
709	235
590	219
465	160
321	144
300	99
231	80
170	62
96	25
90	20
4,329	1,671



Gender for Persons Arrested for Aggravated Assault in 2018



THIS PAGE WAS LEFT INTENTIONALLY BLANK



Burglary Offenses



2018 Burglary Statistics

One Burglary Every 29 Minutes, 39 Seconds

	Offenses	% of Index Crimes	% Change from 2017	Crime Rate / 1,000 Pop	Cleared	% Cleared
INDEX CRIMES	91,097		-3.86%	30.02	16,353	17.95%
Property Crimes	74,017	81.25%	-5.26%	24.39	9,575	12.94%
Burglary	17,720	19.45%	-11.27%	5.84	2,226	12.56%

Most Probable Gender and Age of Arrested Offender

	Number	% of Total
Male, 25- 29 years of age	503	16.08%
Total Arrests Reported	3,128	

* The total arrests cleared may not match the arrested data by gender, race, and ethnicity due to limitations in the way the data are collected and reported.

Most Probable Time of Year for Burglary

Quarter 1, January 1 - March 31	4,552	25.69%
Total Burglaries Reported	17,720	

* Burglaries reported by time may not match burglary offenses reported due to limitations in the way the data are collected and reported.

Most Prevalent Time of Day and Type of Entry

Residence, 6am - 6pm	4,196	23.68%
Total Burglaries Reported	17,720	

* Burglaries reported by time and type of entry may not match other burglary reporting reported due to limitations in the way the data are collected and reported.

Location of Highest Property Value Recovered and Type of Entry

Residence, Unknown	28,295,756	31.61%
Residence, 6am - 6pm	19,074,199	21.31%
Total Loss Value Reported	89,505,055	





About Burglary

Burglary, per the FBI Uniform Crime Reporting program is defined as the unlawful entry of a structure to commit a felony or a theft. This includes forcible entry, unlawful entry with no force, and attempted forcible entry.

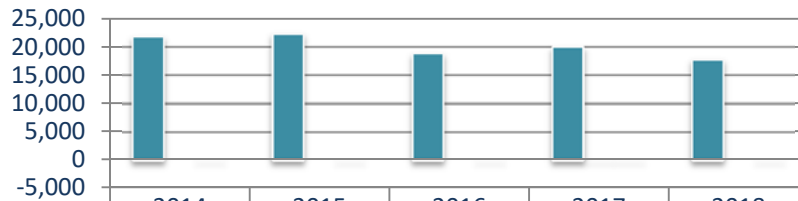


Burglary in Nevada

5-yr Comparison: 2014 – 2018, By Quarter vs Quarterly Average, Clearances by Quarter

Burglary

5-yr Comparison: 2014 - 2018

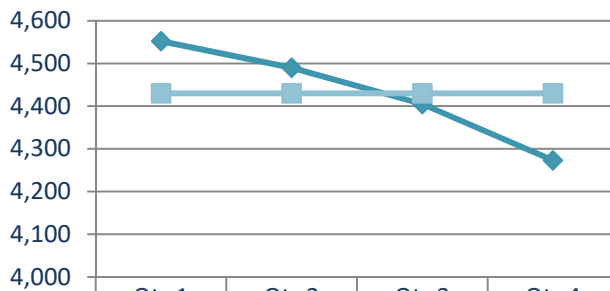


■ Burglary Offenses

	2014	2015	2016	2017	2018
Burglary Offenses	21,787	22,315	18,814	19,971	17,720
% Change from Prior Year	-4.91%	2.42%	-15.69%	6.15%	-11.27%
Crime Rate per 1,000 pop	7.69	7.72	6.40	6.66	5.84

2018 Burglary Offenses

By Quarter & Quarterly Average



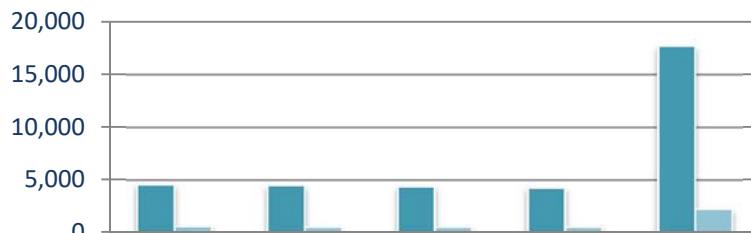
◆ Burglary Offenses

■ Quarterly Average

	Qtr 1	Qtr 2	Qtr 3	Qtr 4
Burglary Offenses	4,552	4,490	4,405	4,273
Quarterly Average	4,430	4,430	4,430	4,430

2018 Burglary Offenses & Clearances

by Quarter



■ Offenses

■ Clearances

	Q1	Q2	Q3	Q4	Total
Offenses	4,552	4,490	4,405	4,273	17,720
Clearances	603	522	551	550	2,226



Burglary Offenses: Arrested Profile

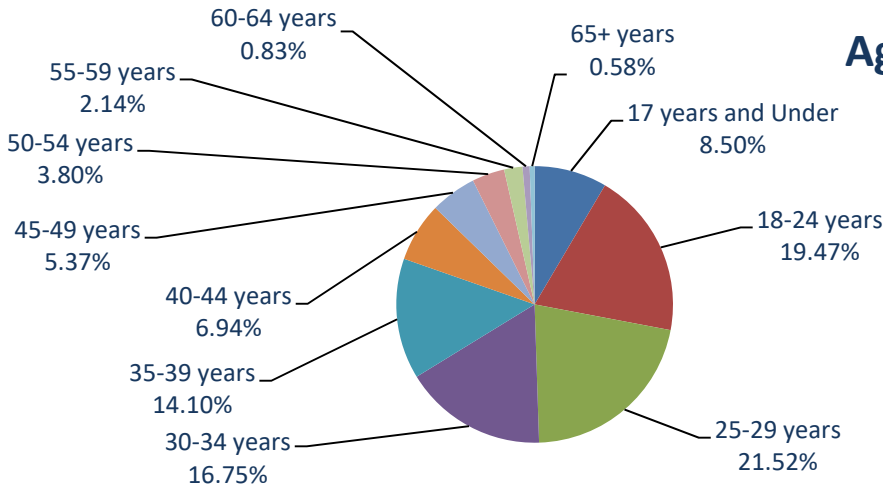
By Age and Gender

AGE	2018	% of 2018 Total
17 years and Under	266	8.50%
18-24 years	609	19.47%
25-29 years	673	21.52%
30-34 years	524	16.75%
35-39 years	441	14.10%
40-44 years	217	6.94%
45-49 years	168	5.37%
50-54 years	119	3.80%
55-59 years	67	2.14%
60-64 years	26	0.83%
65+ years	18	0.58%

Total 3,128

Male	Female
236	30
475	134
503	170
381	143
289	152
145	72
128	40
87	32
54	13
24	2
14	4

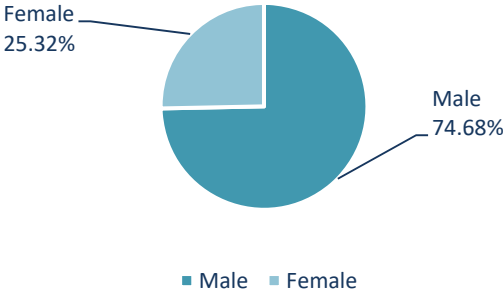
2,336 792



Age of Persons Arrested for Aggravated Assault in 2018

- 17 years and Under
- 18-24 years
- 25-29 years
- 30-34 years
- 35-39 years
- 40-44 years
- 45-49 years
- 50-54 years
- 55-59 years
- 60-64 years
- 65+ years

Gender for Persons Arrested for Aggravated Assault in 2018

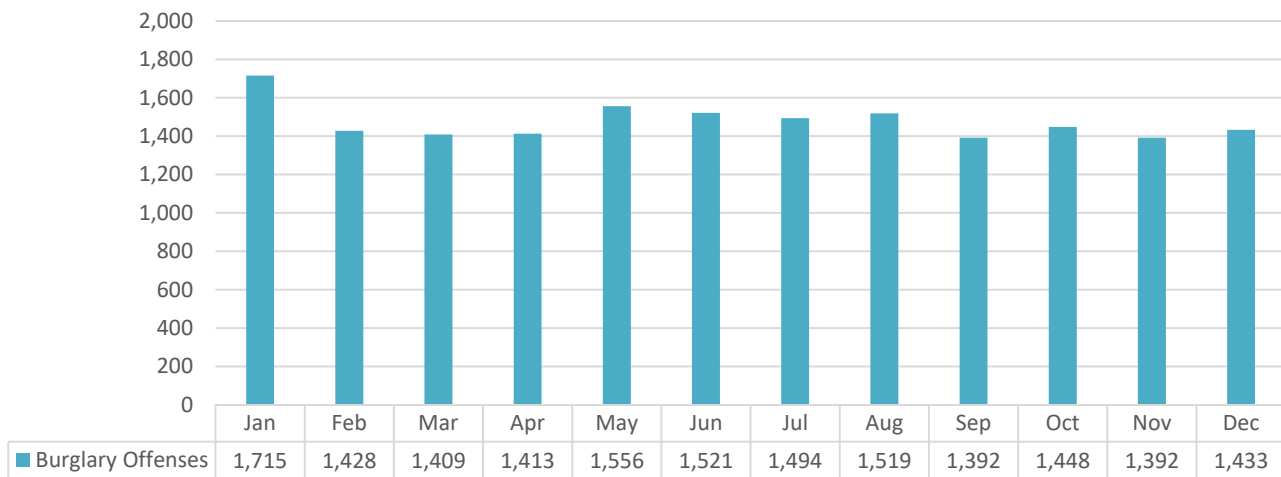




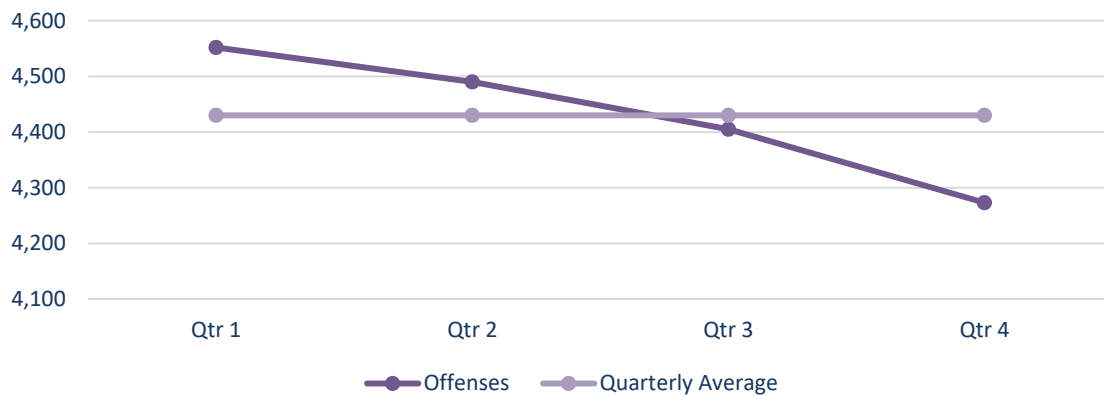
2018 Burglary Offenses

By Month and Quarter

**2018 Burglary Offenses
By Month**



**Burglary Offenses
By Quarter & By Quarterly Average**



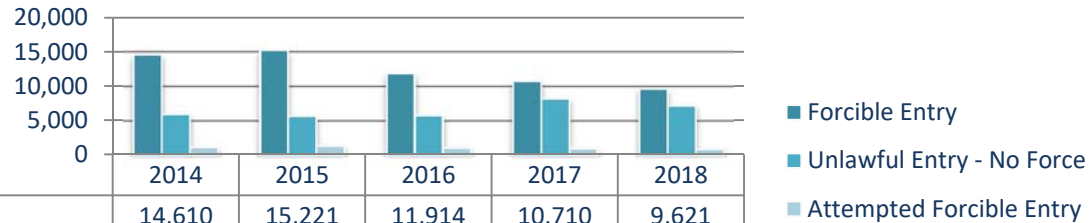


2018 Burglary Offenses

5- Year Comparison: 2014 – 2018: Type of Entry, Time of Day, Value of property Loss

Burglary: Type of Entry

5-yr Comparison: 2014 - 2018



Forcible Entry	14,610	15,221	11,914	10,710	9,621
Unlawful Entry - No Force	5,993	5,698	5,817	8,211	7,198
Attempted Forcible Entry	1,184	1,396	1,083	1,050	901

Burglary Offenses: Property Value Stolen by Time of Day

Residence	2014		2015		2016		2017		2018	
	Offenses	Value	Offenses	Value	Offenses	Value	Offenses	Value	Offenses	Value
Night: 6pm - 6am	4,485	\$21,180,754	4,873	\$22,453,930	3,522	\$16,203,127	3,158	\$10,634,780	2,756	\$14,175,470
Day: 6am-6pm	7,268	\$73,654,996	8,136	\$37,438,210	5,687	\$31,034,217	4,758	\$25,928,523	4,196	\$19,074,199
Unknown	4,504	\$26,489,165	3,591	\$21,222,855	3,681	\$20,665,416	4,676	\$30,420,689	4,003	\$28,295,756
Subtotal	16,257	\$121,324,915	16,600	\$81,114,995	12,890	\$67,902,760	12,592	\$66,983,992	10,955	\$61,545,425

Non Residence	2014		2015		2016		2017		2018	
	Offenses	Value	Offenses	Value	Offenses	Value	Offenses	Value	Offenses	Value
Night: 6pm - 6am	2,518	\$8,059,510	2,676	\$17,912,665	2,586	\$8,803,539	2,523	\$10,290,620	2,429	\$8,914,737
Day: 6am-6pm	1,421	\$3,238,156	1,643	\$6,257,923	1,612	\$5,111,082	2,361	\$7,617,796	1,892	\$6,478,489
Unknown	1,591	\$8,702,969	1,396	\$7,911,175	1,726	\$20,132,275	2,490	\$17,241,573	2,444	\$12,566,404
Subtotal	5,530	\$20,000,635	5,715	\$32,081,763	5,924	\$34,046,896	7,374	\$35,149,989	6,765	\$27,959,630

Grand Total	21,787	\$141,325,550	22,315	\$113,196,758	22,315	\$113,196,758	19,966	\$102,133,981	17,720	\$ 89,505,055
--------------------	---------------	----------------------	---------------	----------------------	---------------	----------------------	---------------	----------------------	---------------	----------------------

THIS PAGE WAS LEFT INTENTIONALLY BLANK



Larceny Offenses



2018 Larceny Statistics

One Larceny Every 11 Minutes, 56 Seconds

	Offenses	% of Index Crimes	% Change from 2017	Crime Rate / 1,000 Pop	Cleared	% Cleared
INDEX CRIMES	91,097		-3.86%	30.02	16,353	17.95%
Property Crimes	74,017	81.25%	-5.26%	24.39	9,575	12.94%
Larceny	44,027	48.33%	-2.21%	14.51	6,423	14.59%

Most Probable Gender and Age of Arrested Offender

	Number	% of Total
Male, 18-24 years of age	644	10.16%
Total Arrests Reported	6,337	

* The total arrests cleared may not match the arrested data by gender, race, and ethnicity due to limitations in the way the data are collected and reported.

Most Probable Time of Year for Larceny

Quarter 2, April 1 - June 30	11,519	26.16%
Total Larcenies Reported	44,027	

Most Prevalent Type of Larceny Offense (not including Motor Vehicle Theft)

All Other Types	18,452	59.16%
Shoplifting	5,122	16.42%
Total Larceny Type Offenses Reported	31,188	

* Unknown types of larceny offenses are not reported

Type of Larceny Offense with the Highest Property Value Loss (not including Motor Vehicle Theft)

All Other Types	\$47,390,418	81.51%
From Buildings	\$5,718,698	9.84%
Total Loss Value Reported	\$58,140,442	





About Larceny

Larceny, per the FBI Uniform Crime Reporting program, is defined as the unlawful taking, carrying, leading, or riding away of property from the possession or constructive possession of another.

Larceny includes: Pocket-picking, purse-snatching, shoplifting, thefts from motor vehicles, theft of motor vehicle parts and accessories, theft of bicycles, theft from buildings, theft from coin-operated device or machine, etc.

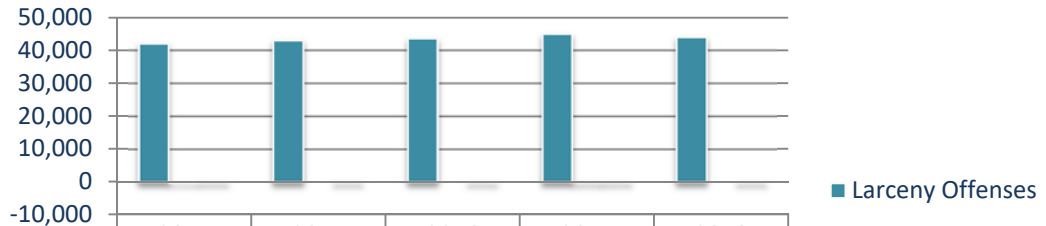


Larceny in Nevada

5-yr Comparison: 2014 – 2018, By Quarter vs Quarterly Average, Clearances by Quarter

Larceny

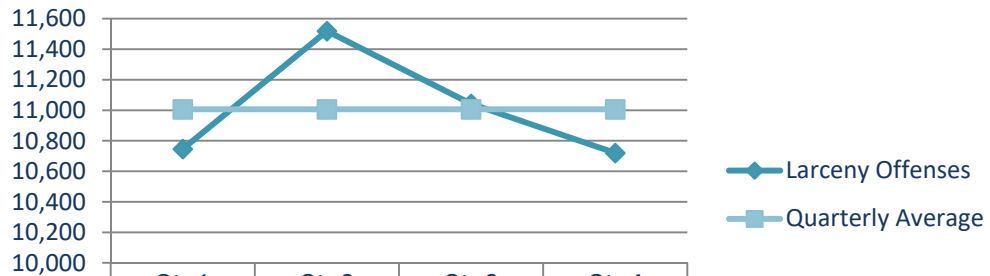
5-yr Comparison: 2014 - 2018



	2014	2015	2016	2017	2018
Larceny Offenses	42,122	43,104	43,574	45,020	44,027
% Change from Prior Year	-7.83%	2.33%	1.09%	3.32%	-2.21%
Crime Rate per 1,000 Pop	14.87	14.91	14.82	15.02	14.51

2018 Larceny Offenses

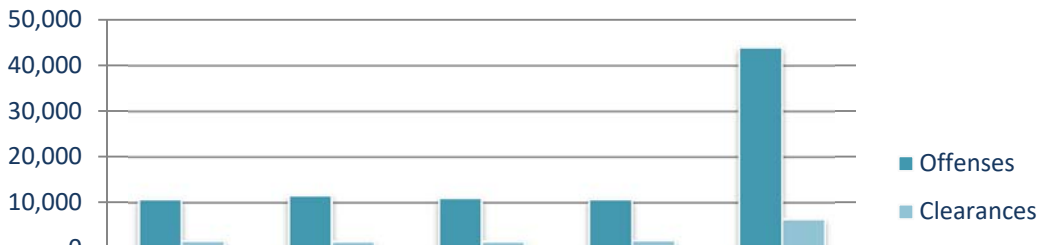
By Quarter & Quarterly Average



	Qtr 1	Qtr 2	Qtr 3	Qtr 4
Larceny Offenses	10,746	11,519	11,042	10,720
Quarterly Average	11,007	11,007	11,007	11,007

2018 Larceny Offenses & Clearances

by Quarter



	Q1	Q2	Q3	Q4	Total
Offenses	10,746	11,519	11,042	10,720	44,027
Clearances	1,605	1,526	1,524	1,768	6,423



Larceny Offenses: Arrested Profile

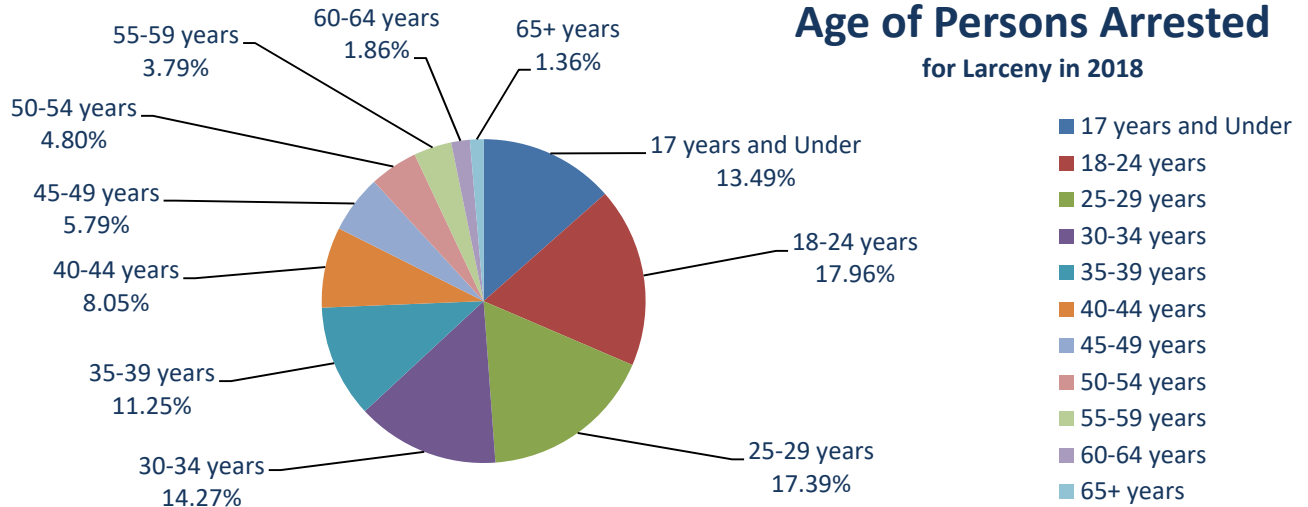
By Age and Gender

AGE	2018	% of 2018 Total
17 years and Under	855	13.49%
18-24 years	1,138	17.96%
25-29 years	1,102	17.39%
30-34 years	904	14.27%
35-39 years	713	11.25%
40-44 years	510	8.05%
45-49 years	367	5.79%
50-54 years	304	4.80%
55-59 years	240	3.79%
60-64 years	118	1.86%
65+ years	86	1.36%

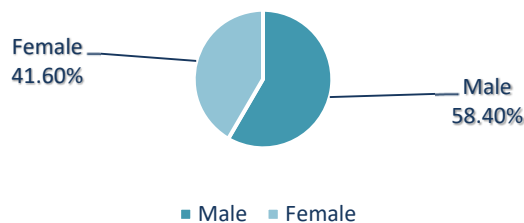
Total 6,337

Male	Female
510	345
644	494
643	459
490	414
408	305
279	231
243	124
178	126
171	69
84	34
51	35

3,701 2,636



Gender for Persons Arrested for Larceny in 2018





Larceny Offenses: Value by Classification

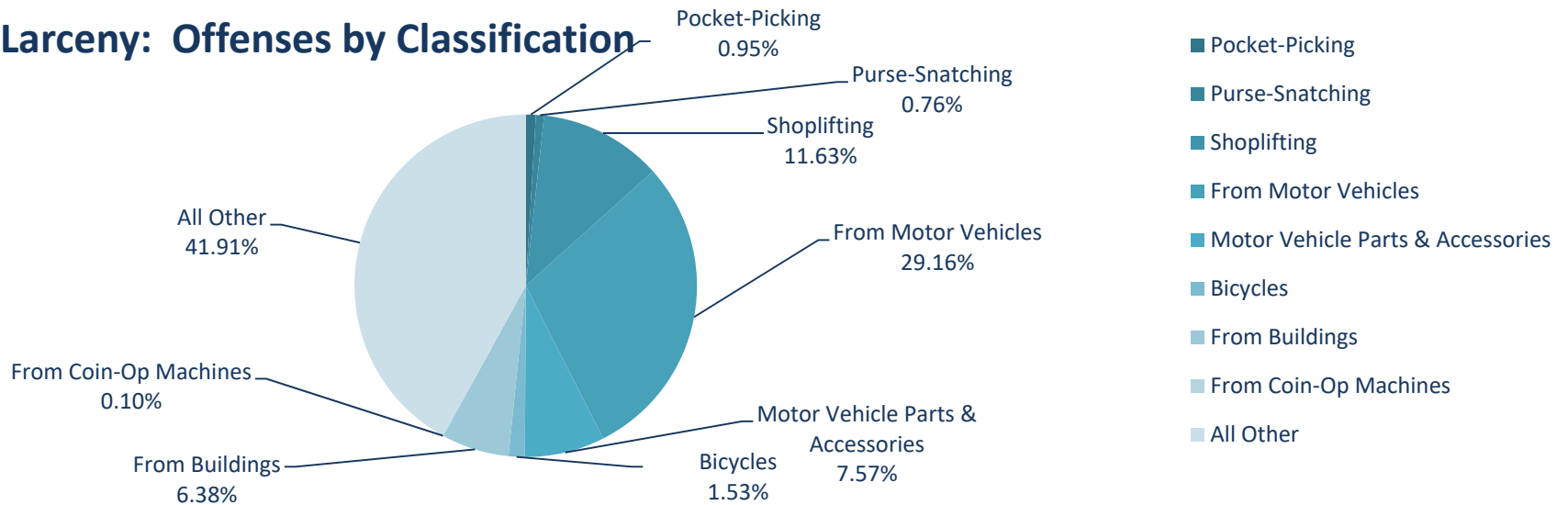
5-yr Comparison: 2014- 2018

Larceny Offenses and Value by Classification

Type	2014		2015		2016		2017		2018	
Pocket-Picking	808	\$833,647	962	\$1,936,394	0	\$0	557	\$483,065	420	\$278,129
Purse-Snatching	327	\$358,682	327	\$370,689	389	\$384,367	367	\$472,651	333	\$400,911
Shoplifting	8,489	\$3,082,623	8,996	\$3,035,173	7,218	\$3,041,461	5,038	\$2,485,887	5,122	\$2,663,425
From Motor Vehicles	10,803	\$22,510,161	11,509	\$15,921,492	12,390	\$19,838,668	12,843	\$18,729,584	12,839	\$41,205,569
Motor Vehicle Parts & Accessories	2,337	\$1,650,812	2,756	\$1,307,245	3,256	\$1,325,891	3,429	\$1,013,569	3,333	\$1,129,517
Bicycles	1,029	\$776,962	1,044	\$1,073,987	932	\$751,930	779	\$649,481	672	\$525,438
From Buildings	8,509	\$29,979,548	8,111	\$31,969,694	7,184	\$27,698,648	2,872	\$7,562,969	2,810	\$5,718,698
From Coin-Op Machines	113	\$40,356	99	\$66,591	97	\$80,021	139	\$209,102	46	\$33,906
All Other	9,707	\$39,607,768	9,300	\$21,886,333	11,164	\$29,509,874	18,968	\$54,832,949	18,452	\$47,390,418
Total	42,122	\$98,840,559	43,104	\$77,567,598	42,630	\$82,630,860	44,992	\$86,439,257	44,027	\$99,346,011

*Unknown types of larceny offenses are not reported

2018 Larceny: Offenses by Classification



THIS PAGE WAS LEFT INTENTIONALLY BLANK



Motor Vehicle Theft Offenses



2018 Motor Vehicle Theft Statistics

One Motor Vehicle Theft Every 44 Minutes, 11 Seconds

	Offenses	% of Index Crimes	% Change from 2017	Crime Rate / 1,000 Pop	Cleared	% Cleared
INDEX CRIMES	91,097		-3.86%	30.02	16,353	17.95%
Property Crimes	74,017	81.25%	-5.26%	24.39	9,575	12.94%
Motor Vehicle Theft	11,895	13.06%	-6.95%	3.92	837	7.04%

Most Probable Gender and Age of Arrested Offender

	Number	% of Total
Male, 18 -24 years of age	100	13.28%
Total Arrests Reported	753	

** The total arrests cleared may not match the arrested data by gender, race, and ethnicity due to limitations in the way the data are collected and reported.*

Most Probable Time of Year for Motor Vehicle Thefts

Quarter 1, January 1 - March 31	3,232	27.17%
Total MV Thefts Reported	11,895	

Most Prevalent Stolen Type of Vehicle

Automobile	9,934	83.51%
Total MV Thefts Reported	11,895	





About Motor Vehicle Thefts

Motor Vehicle Theft, per the FBI Uniform Crime Reporting program is defined as the theft or attempted theft of a motor vehicle. A motor vehicle is defined as a self-propelled vehicle that runs on land surface and not on rails. This includes automobiles, trucks, buses, motor scooters, all-terrain vehicles, snowmobiles, etc. This category does not include farm equipment, bulldozers, or watercraft.

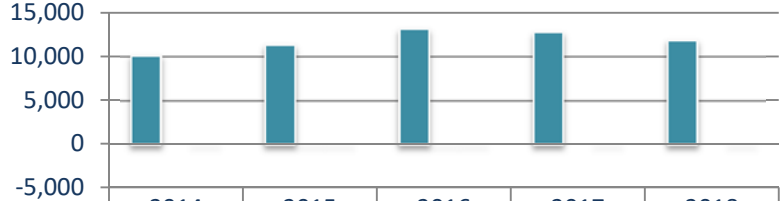


Motor Vehicle Thefts in Nevada

5-yr Comparison: 2014 – 2018, By Quarter & Quarterly Average, Clearances by Quarter

Motor Vehicle Thefts

5-yr Comparison: 2014 - 2018
Crime Rates per 1,000 Population



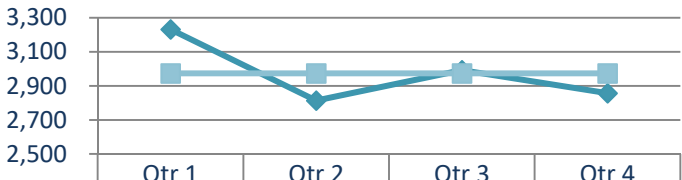
	2014	2015	2016	2017	2018
MV Theft Offenses	10,128	11,336	13,153	12,784	11,895
% Change from Prior Year	1.6%	11.9%	16.0%	-2.8%	-6.95%
Crime Rate per 1,000 Pop	3.57	3.92	4.47	4.26	3.92

■ MV Theft Offenses

Note: The percentage change might vary for 2018 because the numbers are reported for last 4 years and the actual offense for 2018 to maintain consistency across sections

2018 Motor Vehicle Thefts

By Quarter & Quarterly Average



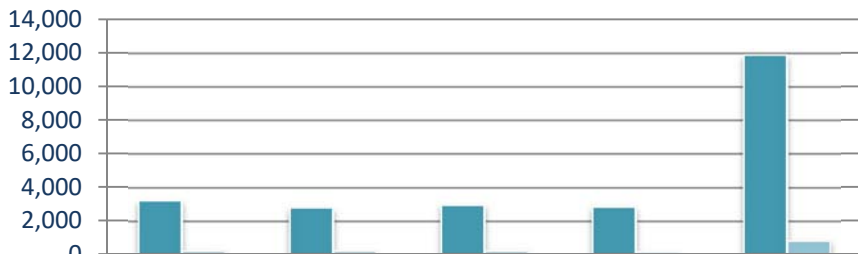
	Qtr 1	Qtr 2	Qtr 3	Qtr 4
Actual Thefts	3,232	2,814	2,992	2,857
Quarterly Average	2,974	2,974	2,974	2,974

◆ Actual Thefts

■ Quarterly Average

2018 Motor Vehicle Thefts & Clearances

by Quarter



	Q1	Q2	Q3	Q4	Total
Offenses	3,232	2,814	2,992	2,857	11,895
Clearances	231	213	229	164	837

■ Offenses

■ Clearances



Motor Vehicle Thefts Offenses: Arrested Profile

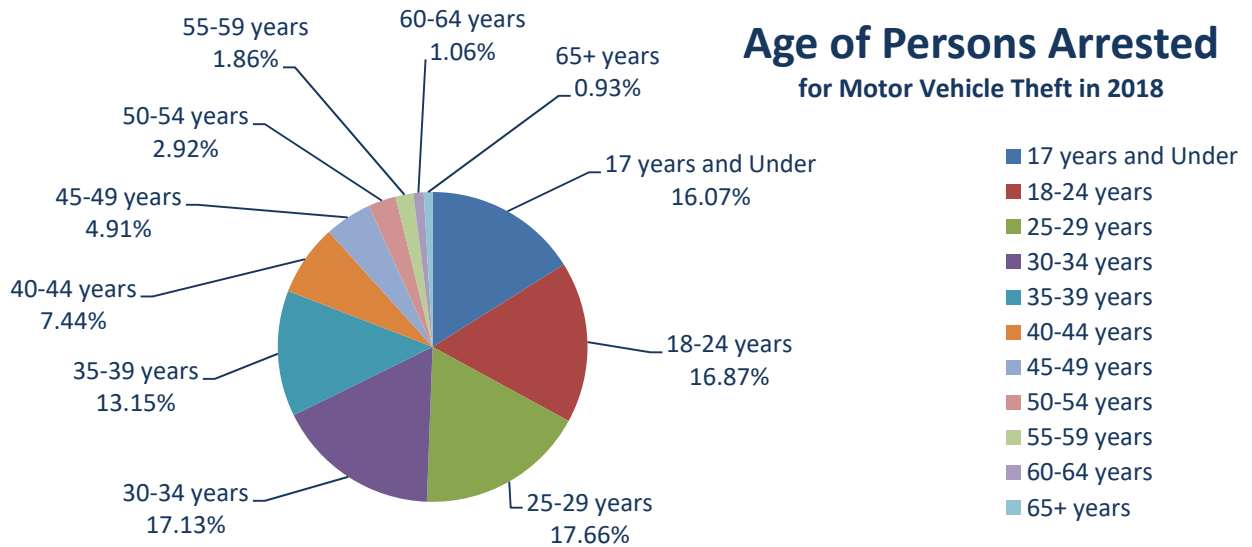
By Age and Gender

AGE	2018	% of 2018 Total
17 years and Under	121	16.07%
18-24 years	127	16.87%
25-29 years	133	17.66%
30-34 years	129	17.13%
35-39 years	99	13.15%
40-44 years	56	7.44%
45-49 years	37	4.91%
50-54 years	22	2.92%
55-59 years	14	1.86%
60-64 years	8	1.06%
65+ years	7	0.93%

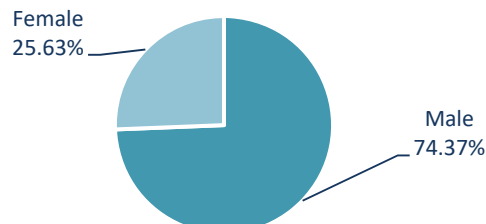
Total 753

Male	Female
97	24
100	27
95	38
94	35
62	37
35	21
31	6
21	1
12	2
6	2
7	0

560 193



Gender for Persons Arrested for Motor Vehicle Theft in 2018



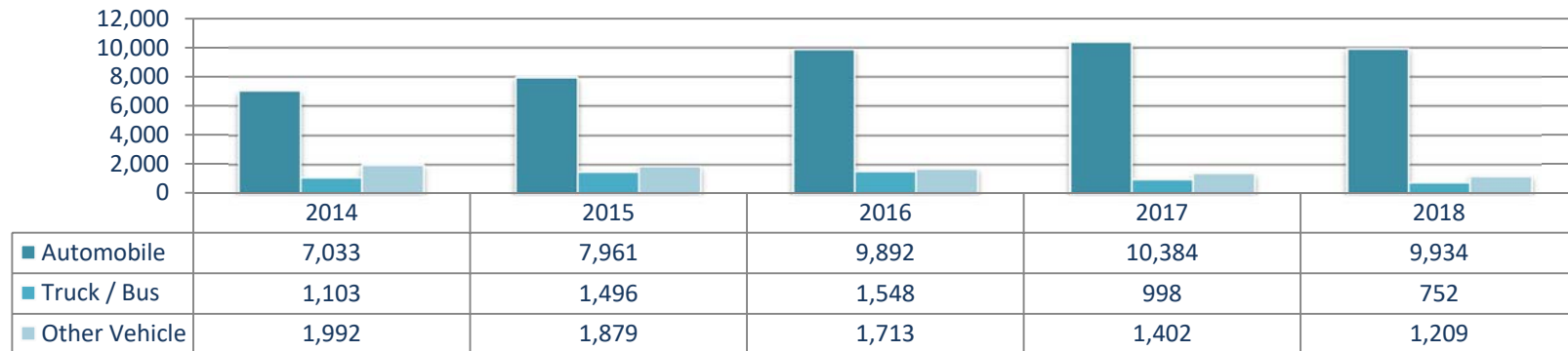


Motor Vehicle Thefts: Classification & Recovery

5-yr Comparison: 2014 - 2018

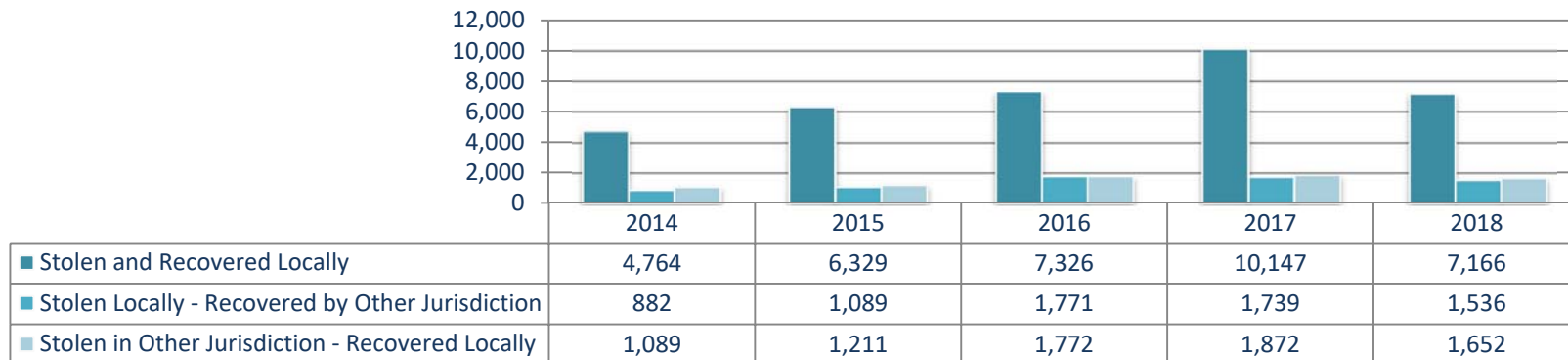
Motor Vehicle Thefts By Classification

5-yr Comparison: 2014 - 2018



Motor Vehicle Thefts Recovered

5-yr Comparison: 2014 - 2018



THIS PAGE WAS LEFT INTENTIONALLY BLANK



Arson Offenses



2018 Arson Statistics

One Arson Offense Every 23 Hours, 21 Minutes, 35 Seconds

	Offenses	% of Index Crimes	% Change from 2017	Crime Rate / 1,000 Pop	Cleared	% Cleared
INDEX CRIMES	91,097		-3.86%	30.02	16,353	17.95%
Property Crimes	74,017	81.25%	-5.26%	24.39	9,575	12.94%
Arson	375	0.41%	7.14%	0.12	89	23.73%

Most Probable Gender and Age of Arrested Offender

	Number	% of Total
Male, 17 years and under	11	13.92%
Total Arrests Reported	79	

** The total arrests cleared may not match the arrested data by gender, race, and ethnicity due to limitations in the way the data are collected and reported.*

Most Probable Time of Year for Arson

Quarter 3, July 1 - September 30	114	30.40%
Total Arson Offenses Reported	375	

Most Prevalent Property Type

Single Occupancy Residential	91	24.27%
Total Arson Reported	375	

Property Type with the Highest Property Value Loss

Storage	\$10,845,950	50.43%
Total Loss Value Reported	\$21,508,811	





About Arson

Arson, per the FBI Uniform Crime Reporting Program, is defined as any willful or malicious burning or attempt to burn, with or without intent to defraud, a dwelling house, public building, motor vehicle or aircraft, personal property of another, etc.

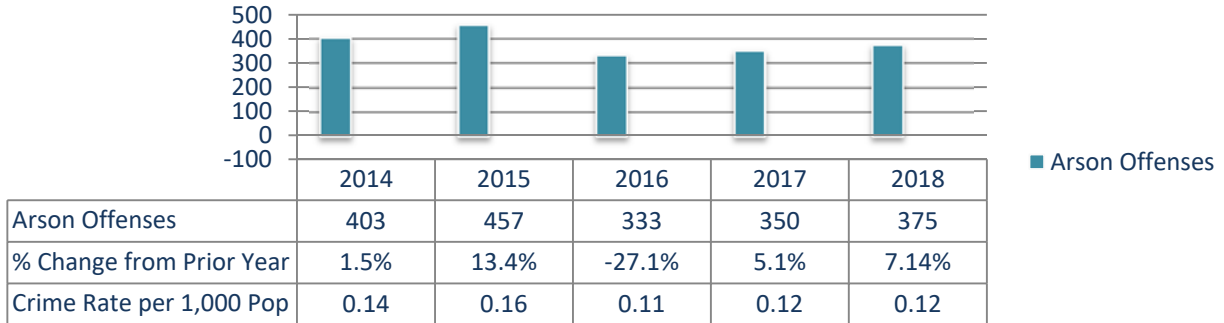


Arson in Nevada

5-yr Comparison: 2014 – 2018, By Quarter vs Quarterly, & Clearances by Quarter

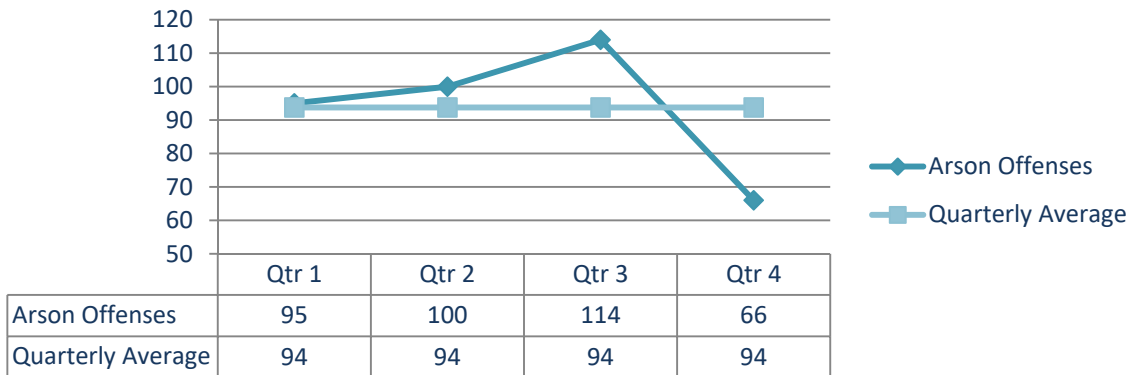
Arson

5-yr Comparison: 2014 - 2018
Crime Rates per 1,000 Population



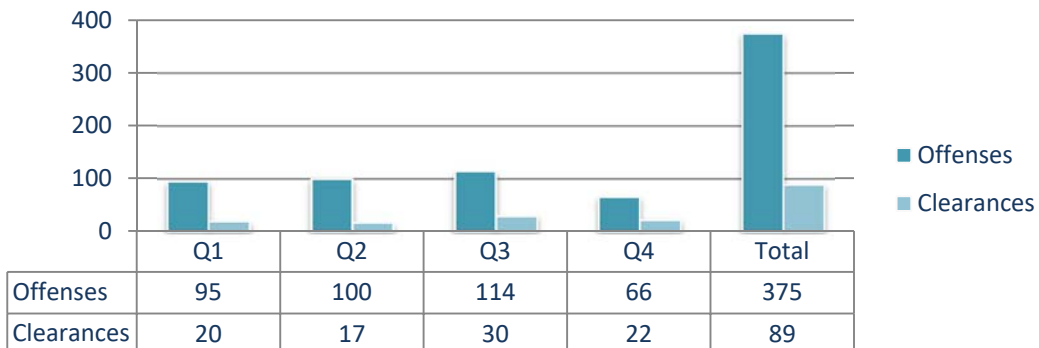
2018 Arson Offenses

By Quarter & Quarterly Average



2018 Arson Offenses & Clearances

by Quarter





Arson Offenses: Arrested Profile

By Age and Gender

AGE	2018	% of 2018 Total
17 years and Under	20	25.32%
18-24 years	11	13.92%
25-29 years	9	11.39%
30-34 years	11	13.92%
35-39 years	5	6.33%
40-44 years	6	7.59%
45-49 years	2	2.53%
50-54 years	7	8.86%
55-59 years	2	2.53%
60-64 years	4	5.06%
65+ years	2	2.53%

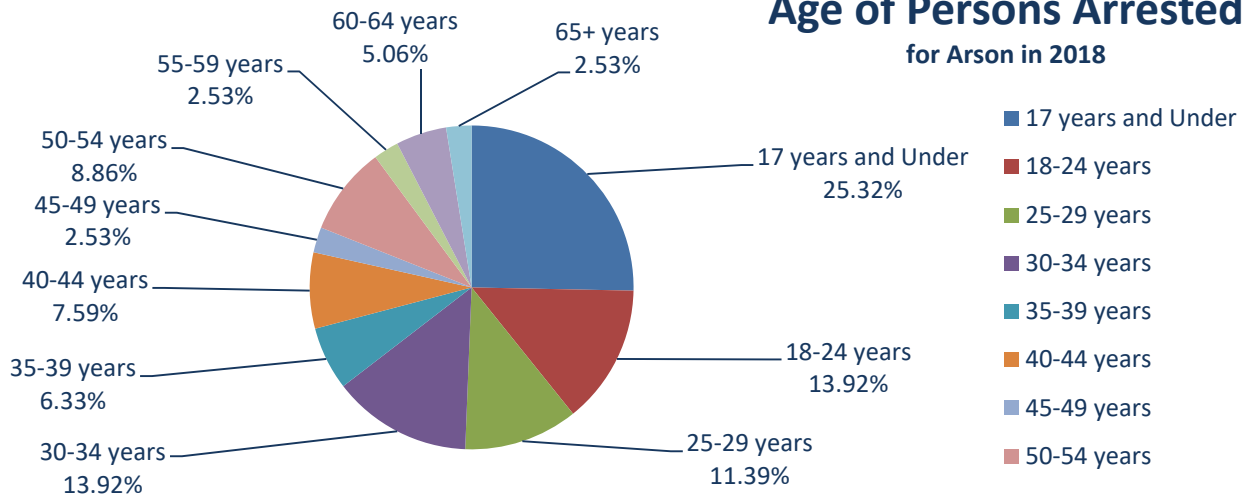
Total 79

Male	Female
11	9
10	1
9	0
9	2
3	2
6	0
2	0
7	0
2	0
4	0
2	0

65 14

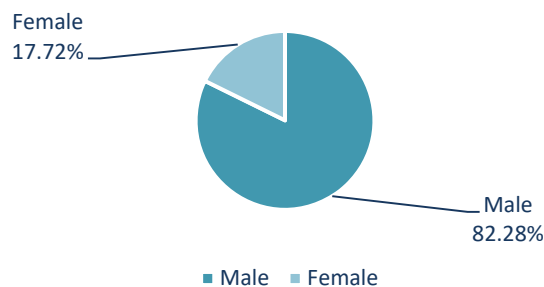
Age of Persons Arrested

for Arson in 2018



Gender for Persons Arrested

for Arson in 2018





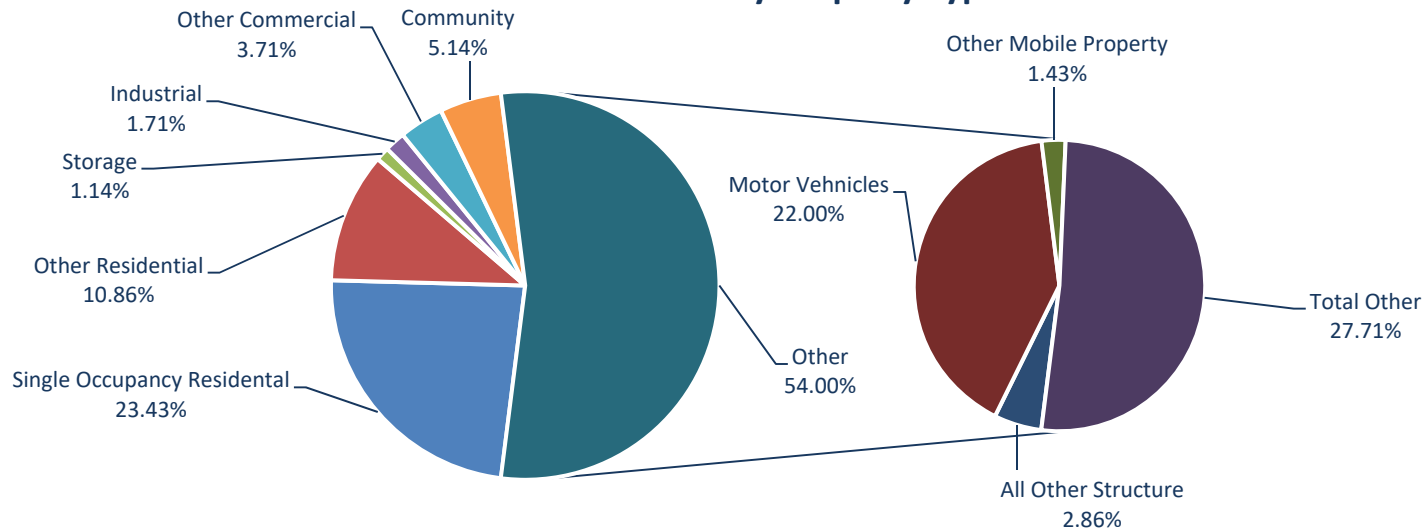
Arson Offenses: By Type & Value of Loss

5-yr Comparison: 2014 - 2018

Arson Offenses by Property Type and Estimated Value

Arson Offenses by Property Type and Estimated Value										
	2014		2015		2016		2017		2018	
	#	Value of Loss	#	Value of Loss	#	Value of Loss	#	Value of Loss	#	Value of Loss
Structural										
Residential	135	\$2,848,830	170	\$10,147,665	127	\$6,037,860	120	\$4,034,257	133	\$9,193,073
Non-Residential	58	\$551,387	61	\$1,635,995	41	\$953,800	51	\$1,844,502	67	\$10,999,434
Mobile										
Cars, Trailers, Boats, etc.	98	\$479,200	129	\$2,059,444	113	\$1,070,034	82	\$654,599	94	\$1,240,650
All Other										
Crops, Fields, Signs, etc.	112	\$107,718	97	\$477,093	52	\$25,250	97	\$17,039	81	\$75,654
Total	403	\$3,987,135	457	\$14,320,197	333	\$8,086,944	350	\$6,550,397	375	\$21,508,811

2018 Arson by Property Type



THIS PAGE WAS LEFT INTENTIONALLY BLANK



Simple Assault Offenses



2018 Simple Assault Statistics

One Simple Assault Every 11 Minutes, 33 Seconds

	Offenses	% of Index Crime	% Change from 2017	Crime Rate / 1,000 Pop	Cleared	% Cleared
Simple Assault	45,480	n/a	2.48%	14.99	21,246	46.72%

**Simple Assaults are not classified as Index Crimes*

Most Probable Gender and Age of Arrested Offender

	Number	% of Total
Male, 25 - 29 years of age	2,017	11.28%
Total Arrests Reported	17,880	

** The total arrests cleared may not match the arrested data by gender, race, and ethnicity due to limitations in the way the data are collected and reported.*

Most Probable Time of Year for Simple Assault Offenses

Quarter 3, July 1 - September 30	12,183	26.79%
Total Simple Assault Offenses Reported	45,480	

**Assault time was not reported for all offenses*





About Simple Assaults

Simple assault, as defined by the FBI Uniform Crime Reporting program, includes all assaults which do not involve the use of a firearm, knife, cutting instrument, or other dangerous weapon and in which the victim did not sustain serious or aggravated injuries. Agencies classify simple assault for offenses such as assault and battery, injury caused by culpable negligence, intimidation, coercion, and all attempts to commit these offenses. Under certain circumstances, offenses of disorderly conduct, domestic violence, or affray is classified as simple assault.

Not included in this class are aggravated assaults. Simple assaults are non-index offenses; therefore, they are not included in the total number of violent crimes committed in the calendar year. However, due to the pervasiveness of these assaults the Nevada UCR office felt it was important to publish these statistics.



Simple Assaults in Nevada

5-yr Comparison: 2014 – 2018, By Quarter vs Quarterly Average, Clearances by Quarter

Simple Assaults

5-yr Comparison: 2014 - 2018

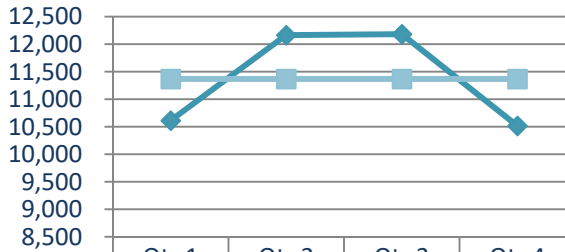


■ Simple Assault Offenses

	2014	2015	2016	2017	2018
Simple Assault Offenses	34,692	34,894	37,860	44,378	45,480
% Change from Prior Year	-2.94%	0.58%	8.50%	17.22%	2.48%
Crime Rate per 1,000 Pop	12.25	12.07	12.88	14.80	14.99

2018 Simple Assaults Offenses

By Quarter & Quarterly Average



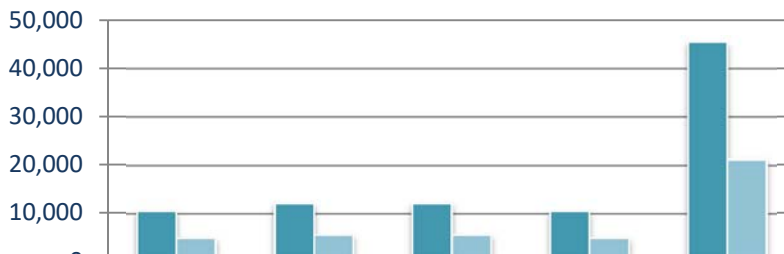
◆ Simple Assault Offenses

■ Quarterly Average

	Qtr 1	Qtr 2	Qtr 3	Qtr 4
Simple Assault Offenses	10,613	12,166	12,183	10,518
Quarterly Average	11,370	11,370	11,370	11,370

2018 Simple Assault Offenses & Clearances

by Quarter



■ Offenses

■ Clearances

	Q1	Q2	Q3	Q4	Total
Offenses	10,613	12,166	12,183	10,518	45,480
Clearances	4,980	5,641	5,643	4,982	21,246



Simple Assault Offenses: Arrested Profile

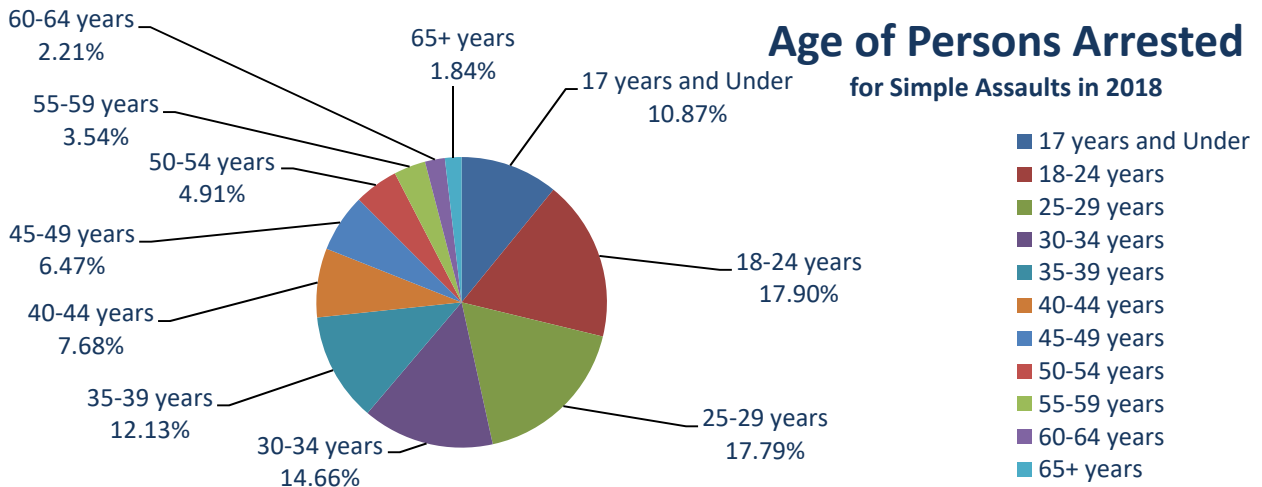
By Age and Gender

AGE	2018	% of 2018 Total
17 years and Under	1,944	10.87%
18-24 years	3,200	17.90%
25-29 years	3,180	17.79%
30-34 years	2,621	14.66%
35-39 years	2,168	12.13%
40-44 years	1,374	7.68%
45-49 years	1,157	6.47%
50-54 years	878	4.91%
55-59 years	633	3.54%
60-64 years	396	2.21%
65+ years	329	1.84%

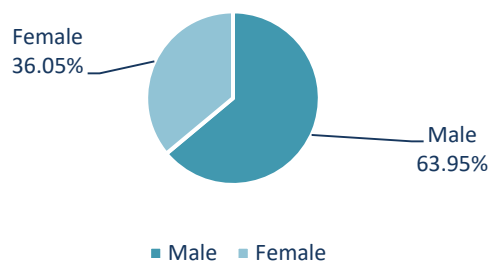
Total 17,880

Male	Female
1,117	827
1,907	1,293
2,017	1,163
1,711	910
1,464	704
915	459
759	398
603	275
433	200
265	131
244	85

11,435 6,445



Gender for Persons Arrested for Simple Assaults in 2018



THIS PAGE WAS LEFT INTENTIONALLY BLANK



Stolen & Recovered Property



Stolen & Recovered Property Values Statistics

	Value	Value Recovered	Recovery Rate	% Change from 2017	Value Recovered/1,000 Population
Stolen Property (including MV Theft)	\$323,023,492	\$103,083,041	31.91%	2.26%	\$33,972
Stolen Property (not including MV Theft)	\$195,016,037	\$7,793,370	4.00%	0.16%	\$2,568

Highest Value of Stolen Property	Value Stolen	% of Total
Locally Stolen Motor Vehicles	\$128,007,455	39.63%
Miscellaneous	\$68,429,149	21.18%
Stolen Property Value Reported	\$323,023,492	

Highest Value of Recovered Property	Recovery Rate	Value Recovered	% of Total
Locally Stolen Motor Vehicles	74.44%	\$95,289,671	92.44%
Miscellaneous	5.91%	\$4,046,673	3.93%
Recovered Property Value Reported		\$103,083,041	



About Stolen & Recovered Values

This value does not include the value of property damaged due to vandalism, malicious mischief or arson.

Supplementary reports relating to stolen and recovered property provide information on the estimated value of such property. Investigating officers have the obligation to assess the value of property stolen and recovered in each crime index offense. Officers are guided by the following instructions:

1. Use the fair market value for articles that are subject to depreciation because of wear and tear, age, or other factors that cause the value to decrease with use.
2. Use the cost to the merchant (wholesale cost) of goods stolen from retail establishments, warehouses, etc. In other words, use the dollar value representing the actual cash loss to the victim without any markup or profit added.
3. Use the victim's evaluation of items such as jewelry, watches, and other similar goods that decrease in value slightly or not at all with use or age.
4. Use the replacement cost or actual cash cost to the victim for new or almost new clothes, auto accessories, bicycles, etc.
5. Use common sense and good judgment to dictate a fair market value of the stolen items when the victim obviously exaggerates the value of stolen property for insurance or other purposes.



Value of Property of Stolen & Recovered By Property Type

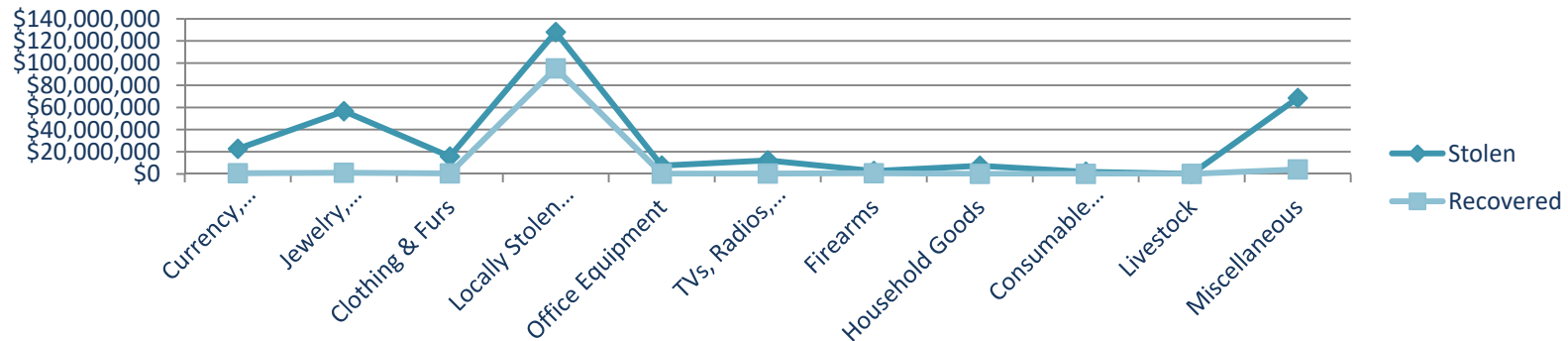
5-yr Comparison: 2014 - 2018

Breakdown by Type and Value of Property Stolen and Recovered

Property Type	2014		2015		2016		2017		2018	
	Stolen	Recovered	Stolen	Recovered	Stolen	Recovered	Stolen	Recovered	Stolen	Recovered
Currency, Notes, Etc...	\$26,850,589	\$205,694	\$23,494,641	\$856,129	\$28,998,593	\$245,098	\$27,617,181	\$330,439	\$22,692,285	\$655,087
Jewelry, Precious Metals	\$55,514,920	\$890,835	\$54,625,406	\$951,018	\$55,909,295	\$1,206,536	\$49,652,650	\$1,751,832	\$56,649,320	\$1,037,813
Clothing & Furs	\$11,380,551	\$338,723	\$12,914,674	\$513,789	\$14,485,351	\$507,053	\$16,712,249	\$623,999	\$15,616,813	\$549,987
Locally Stolen Motor Vehicles	\$74,306,603	\$16,028,216	\$93,653,854	\$67,718,079	\$114,180,814	\$81,448,208	\$121,161,771	\$93,839,452	\$128,007,455	\$95,289,671
Office Equipment	\$10,825,936	\$210,264	\$20,072,955	\$336,772	\$8,570,045	\$261,270	\$7,657,252	\$218,917	\$7,452,022	\$204,437
TVs, Radios, VCRs, Cameras	\$13,143,947	\$314,130	\$13,971,143	\$459,214	\$15,764,554	\$449,855	\$13,442,015	\$345,449	\$12,273,103	\$386,805
Firearms	\$2,944,535	\$181,265	\$2,761,682	\$319,515	\$2,567,932	\$306,273	\$2,853,386	\$553,022	\$2,580,099	\$680,249
Household Goods	\$9,871,125	\$187,037	\$8,546,548	\$166,407	\$6,477,626	\$166,446	\$10,697,070	\$60,522	\$7,357,236	\$111,066
Consumable Goods	\$1,565,095	\$226,700	\$2,068,433	\$222,008	\$2,922,103	\$455,235	\$5,667,230	\$101,898	\$1,939,033	\$109,662
Livestock	\$12,444	\$50	\$14,220	\$200	\$41,187	\$7,524	\$195,378	\$17,670	\$26,977	\$11,591
Miscellaneous	\$100,677,841	\$1,748,088	\$51,645,586	\$2,364,873	\$55,375,448	\$2,715,929	\$60,213,483	\$3,737,793	\$68,429,149	\$4,046,673
Recovery Rate		6.6%		26.0%		28.7%		32.2%		31.9%
Total	\$307,093,586	\$20,331,002	\$283,769,142	\$73,908,004	\$305,292,948	\$87,769,427	\$315,869,665	\$101,580,993	\$323,023,492	\$103,083,041

2018 Value of Property

Stolen vs Recovered



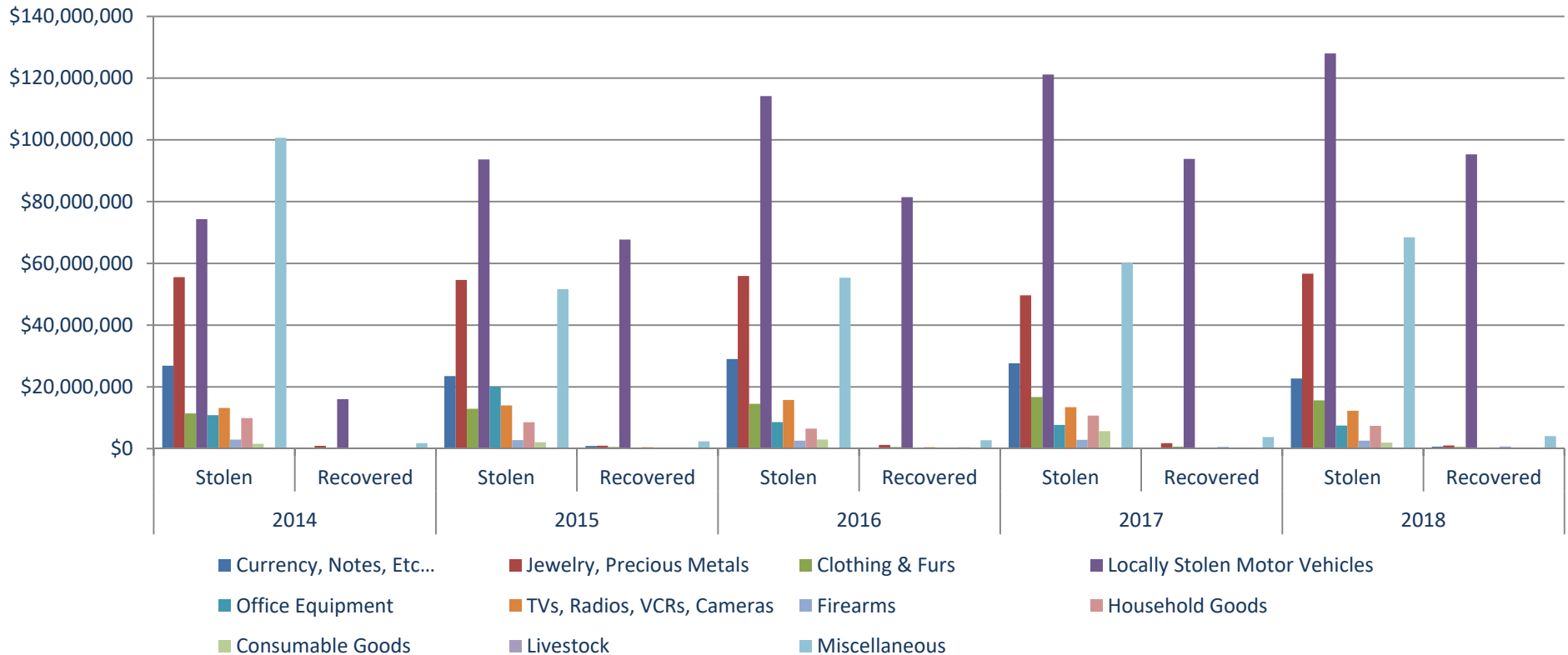


Value of Property Stolen & Recovered By Property Type

5-yr Comparison: 2014 - 2018

Value of Property Stolen & Recovered by Type

5-yr Comparison: 2014 - 2018

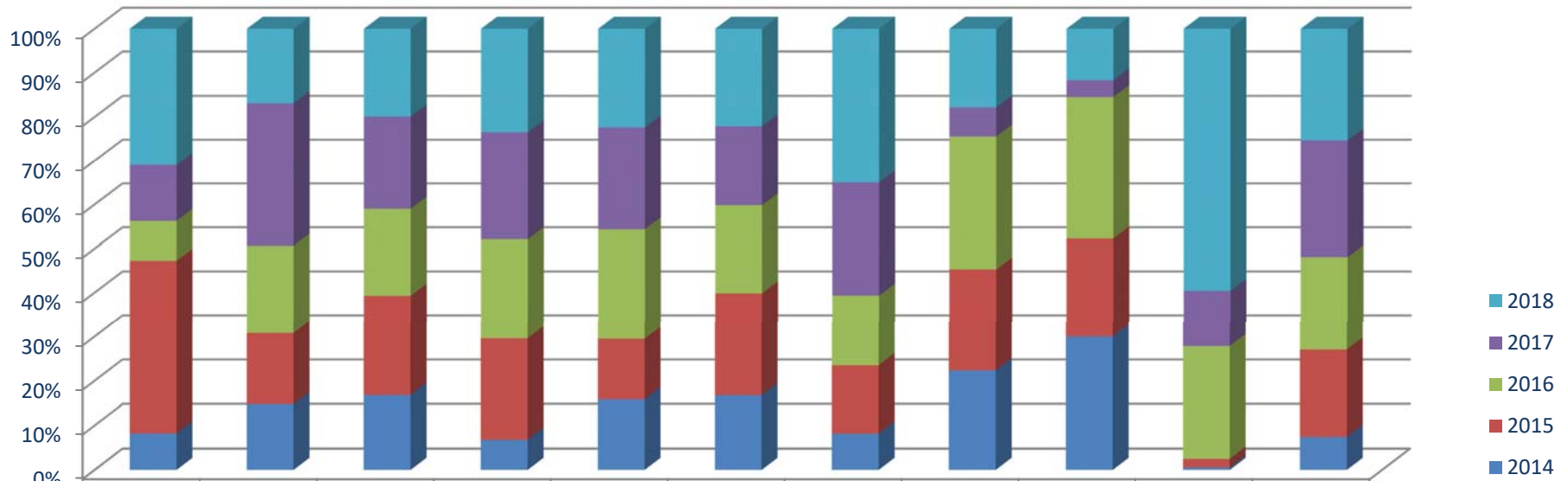




Percentage of Recovered Property By Type

5-yr Comparison: 2014 - 2018

5-yr Comparison: 2014 - 2018



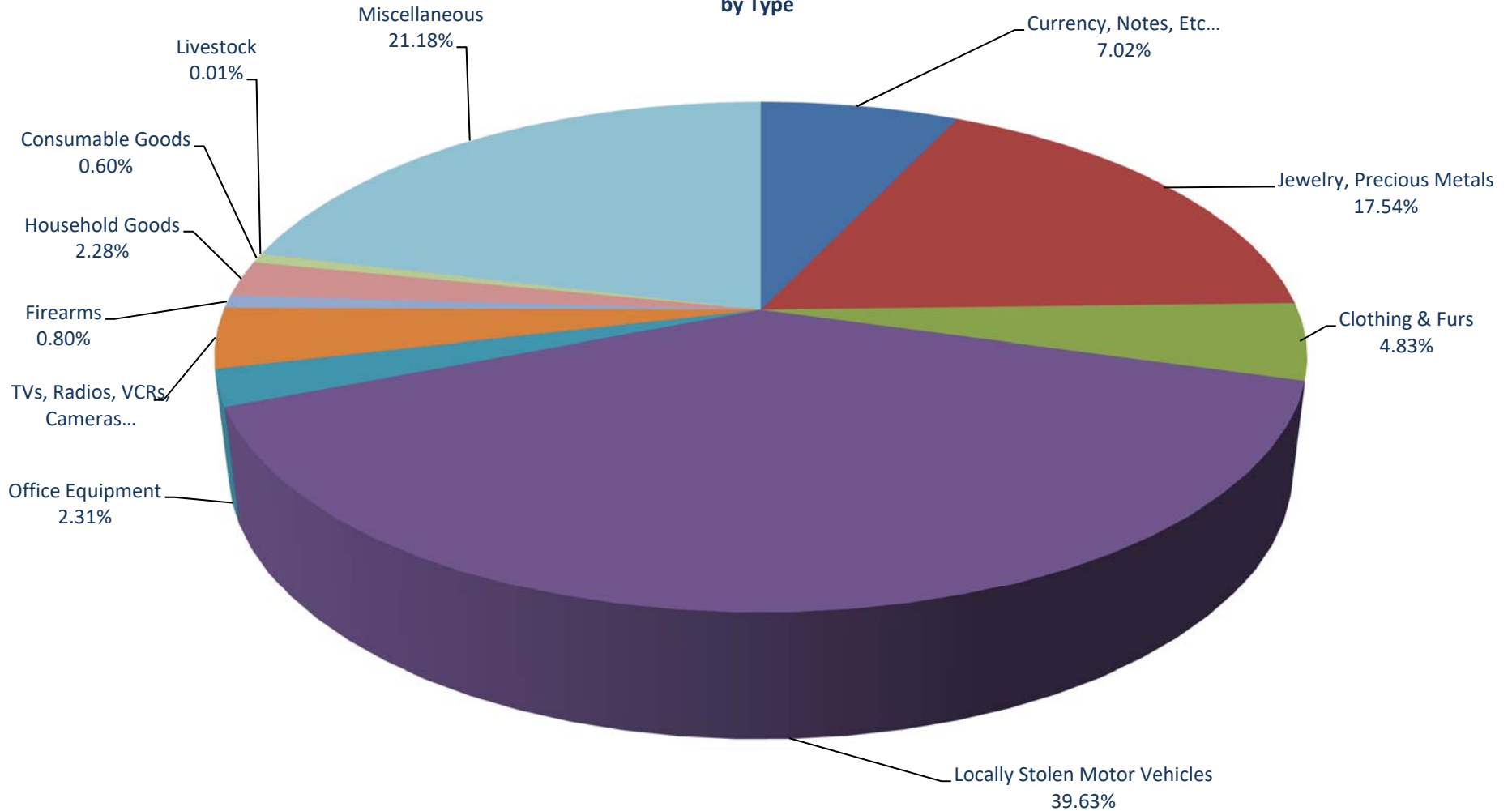
	Currency, Notes, Etc...	Jewelry, Precious Metals	Clothing & Furs	Locally Stolen Motor Vehicles	Office Equipment	TVs, Radios, VCRs, Cameras	Firearms	Household Goods	Consum. Goods	Livestock	Misc
2018	2.89%	1.83%	3.52%	74.44%	2.74%	3.15%	26.37%	1.51%	5.66%	42.97%	5.91%
2017	1.20%	3.53%	3.73%	77.45%	2.86%	2.57%	19.38%	0.57%	1.80%	9.04%	6.21%
2016	0.85%	2.16%	3.50%	71.33%	3.05%	2.85%	11.93%	2.57%	15.58%	18.27%	4.90%
2015	3.64%	1.74%	3.98%	72.31%	1.68%	3.29%	11.57%	1.95%	10.73%	1.41%	4.58%
2014	0.77%	1.60%	2.98%	21.57%	1.94%	2.39%	6.16%	1.89%	14.48%	0.40%	1.74%



2018 Stolen Property by Type

2018 Breakdown of Stolen Property

by Type





2018 Stolen & Recovered Property Values

By Agency and County

2018 Property Values Type of Property	State Total	Carson	Churchill Total	Churchill Co	Fallon	Clark Total	Boulder PD	Clark SD	College of SNV	Henderson	LV Metro	LV Fire	Mesquite
STOLEN: Currency, Notes, Etc	\$22,692,285	\$169,709	\$28,353	\$21,772	\$6,581	\$19,959,092	\$10,635	\$7,537	\$365	\$2,285,583	\$16,154,917	\$0	\$17,042
Value Recovered	\$655,087	\$2,012	\$1,620	\$1,260	\$360	\$327,245	\$1,980	\$672	\$0	\$51,015	\$235,952	\$0	\$560
% Recovered	2.89%	1.19%	5.71%	5.79%	5.47%	1.64%	18.62%	8.92%	0.00%	2.23%	1.46%	0.00%	3.29%
STOLEN: Jewelry and Metals	\$56,649,320	\$333,047	\$16,174	\$14,974	\$1,200	\$52,455,764	\$124,543	\$1,241	\$100	\$13,305,498	\$37,876,349	\$0	\$52,875
Value Recovered	\$1,037,813	\$49,628	\$4,430	\$4,430	\$0	\$850,538	\$4,513	\$0	\$0	\$84,644	\$756,186	\$0	\$0
% Recovered	1.83%	14.90%	27.39%	29.58%	0.00%	1.62%	3.62%	0.00%	0.00%	0.64%	2.00%	0.00%	0.00%
STOLEN: Clothing and Furst	\$15,616,813	\$43,463	\$73,711	\$67,090	\$6,621	\$15,006,044	\$921	\$8,198	\$0	\$1,022,247	\$13,561,137	\$0	\$1,642
Value Recovered	\$549,987	\$2,375	\$636	\$0	\$636	\$496,928	\$0	\$2,199	\$0	\$74,474	\$413,380	\$0	\$85
% Recovered	3.52%	5.46%	0.86%	0.00%	9.61%	3.31%	0.00%	26.82%	0.00%	7.29%	3.05%	0.00%	5.18%
STOLEN: Locally Stolen Motor Ve	\$128,007,455	\$513,852	\$129,300	\$109,545	\$19,755	\$106,279,315	\$112,393	\$71,399	\$17,687	\$8,577,790	\$84,352,989	\$0	\$216,600
Value Recovered	\$95,289,671	\$352,162	\$118,900	\$94,145	\$24,755	\$85,017,919	\$62,146	\$32,501	\$33,297	\$6,468,373	\$70,009,972	\$0	\$153,829
% Recovered	74.44%	68.53%	91.96%	85.94%	125.31%	79.99%	55.29%	45.52%	188.26%	75.41%	83.00%	0.00%	71.02%
STOLEN: Office Equipment	\$7,452,022	\$21,806	\$10	\$10	\$0	\$6,327,970	\$0	\$161,096	\$7,717	\$683,103	\$4,979,591	\$0	\$2,353
Value Recovered	\$204,437	\$2,650	\$0	\$0	\$0	\$149,361	\$0	\$14,652	\$3,200	\$25,587	\$80,896	\$0	\$3
% Recovered	2.74%	12.15%	0.00%	0.00%	0.00%	2.36%	0.00%	9.10%	41.47%	3.75%	1.62%	0.00%	0.13%
STOLEN: Televisions, Radios, Ster	\$12,273,103	\$22,630	\$9,552	\$2,108	\$7,444	\$11,724,628	\$5,825	\$71,412	\$7,799	\$459,004	\$10,696,644	\$0	\$2,603
Value Recovered	\$386,805	\$6,442	\$4,141	\$2,558	\$1,583	\$335,877	\$600	\$6,923	\$1,600	\$38,732	\$265,309	\$0	\$827
% Recovered	3.15%	28.47%	43.35%	121.35%	21.27%	2.86%	10.30%	9.69%	20.52%	8.44%	2.48%	0.00%	31.77%
STOLEN: Firearms	\$2,580,099	\$32,680	\$15,402	\$11,857	\$3,545	\$2,099,075	\$16,389	\$0	\$0	\$399,002	\$1,478,859	\$0	\$5,649
Value Recovered	\$680,249	\$5,280	\$8,042	\$7,192	\$850	\$625,331	\$379	\$0	\$0	\$243,005	\$339,199	\$0	\$1,446
% Recovered	26.37%	16.16%	52.21%	60.66%	23.98%	29.79%	2.31%	0.00%	0.00%	60.90%	22.94%	0.00%	25.60%
STOLEN: Household Goods	\$7,357,236	\$69,165	\$27,167	\$12,808	\$14,359	\$6,799,321	\$21,825	\$4,389	\$0	\$507,214	\$5,848,055	\$0	\$323
Value Recovered	\$111,066	\$29,977	\$2,693	\$899	\$1,794	\$71,263	\$20	\$100	\$0	\$11,201	\$53,159	\$0	\$0
% Recovered	1.51%	43.34%	9.91%	7.02%	12.49%	1.05%	0.09%	2.28%	0.00%	2.21%	0.91%	0.00%	0.00%
STOLEN: Consumable Goods	\$1,939,033	\$8,499	\$1,722	\$318	\$1,404	\$1,873,897	\$735	\$289	\$392	\$172,116	\$1,631,064	\$0	\$10,698
Value Recovered	\$109,662	\$5,943	\$1,131	\$8	\$1,123	\$92,619	\$74	\$51	\$0	\$25,339	\$46,595	\$0	\$286
% Recovered	5.66%	69.93%	65.68%	2.52%	79.99%	4.94%	10.07%	17.65%	0.00%	14.72%	2.86%	0.00%	2.67%
STOLEN: Livestock	\$26,977	\$0	\$0	\$0	\$0	\$22,658	\$0	\$0	\$0	\$16,401	\$6,257	\$0	\$0
Value Recovered	\$11,591	\$0	\$0	\$0	\$0	\$4,300	\$0	\$0	\$0	\$4,300	\$0	\$0	\$0
% Recovered	42.97%	0.00%	0.00%	0.00%	0.00%	18.98%	0.00%	0.00%	0.00%	26.22%	0.00%	0.00%	0.00%
STOLEN: Miscellaneous	\$68,429,149	\$273,181	\$114,195	\$93,363	\$20,832	\$58,880,613	\$86,189	\$345,430	\$7,306	\$14,319,917	\$37,085,970	\$0	\$67,239
Value Recovered	\$4,046,673	\$40,912	\$19,017	\$10,408	\$8,609	\$3,236,446	\$19,483	\$46,513	\$0	\$254,131	\$2,026,334	\$0	\$3,714
% Recovered	5.91%	14.98%	16.65%	11.15%	41.33%	5.50%	22.60%	13.47%	0.00%	1.77%	5.46%	0.00%	5.52%
STOLEN: Total Value	\$323,023,492	\$1,488,032	\$415,586	\$333,845	\$81,741	\$281,428,377	\$379,455	\$670,991	\$41,366	\$41,747,875	\$213,671,832	\$0	\$377,024
Value Recovered	\$103,083,041	\$497,381	\$160,610	\$120,900	\$39,710	\$91,207,827	\$89,195	\$103,611	\$38,097	\$7,280,801	\$74,226,982	\$0	\$160,750
% Recovered	31.91%	33.43%	38.65%	36.21%	48.58%	32.41%	23.51%	15.44%	92.10%	17.44%	34.74%	0.00%	42.64%



2018 Stolen & Recovered Property Values cont...

By Agency and County

2018 Property Values Type of Property	State Total	NLV Fire	NLV PD	UNLV PD	Douglas	Elko Total	Carlin	Elko PD	Elko CO	West Wendover	Esmeralda	Eureka
STOLEN: Currency, Notes, Etc	\$22,692,285	\$0	\$1,475,535	\$7,478	\$124,174	\$115,119	\$317	\$69,187	\$15,911	\$29,704	\$0	\$23,667
Value Recovered	\$655,087	\$0	\$37,066	\$0	\$226	\$2,674	\$0	\$1,206	\$50	\$1,418	\$0	\$2,262
% Recovered	2.89%	0.00%	2.51%	0.00%	0.18%	2.32%	0.00%	1.74%	0.31%	4.77%	0.00%	9.56%
STOLEN: Jewelry and Metals	\$56,649,320	\$0	\$1,087,383	\$7,775	\$151,124	\$107,896	\$0	\$79,749	\$27,597	\$550	\$13,500	\$52,073
Value Recovered	\$1,037,813	\$0	\$5,195	\$0	\$18,735	\$8,970	\$0	\$8,650	\$320	\$0	\$0	\$11,755
% Recovered	1.83%	0.00%	0.48%	0.00%	12.40%	8.31%	0.00%	10.85%	1.16%	0.00%	0.00%	22.57%
STOLEN: Clothing and Furst	\$15,616,813	\$0	\$382,754	\$29,145	\$17,939	\$11,145	\$5	\$7,426	\$2,939	\$775	\$0	\$3,475
Value Recovered	\$549,987	\$0	\$6,205	\$585	\$1,391	\$615	\$5	\$482	\$128	\$0	\$0	\$2,786
% Recovered	3.52%	0.00%	1.62%	2.01%	7.75%	5.52%	100.00%	6.49%	4.36%	0.00%	0.00%	80.17%
STOLEN: Locally Stolen Motor V	\$128,007,455	\$0	\$12,624,277	\$306,180	\$367,800	\$706,264	\$21,500	\$447,353	\$179,311	\$58,100	\$0	\$10,100
Value Recovered	\$95,289,671	\$0	\$8,022,666	\$235,135	\$202,901	\$509,836	\$20,000	\$349,234	\$102,502	\$38,100	\$0	\$2,100
% Recovered	74.44%	0.00%	63.55%	76.80%	55.17%	72.19%	93.02%	78.07%	57.16%	65.58%	0.00%	20.79%
STOLEN: Office Equipment	\$7,452,022	\$0	\$494,110	\$0	\$891	\$80	\$0	\$80	\$0	\$0	\$0	\$125
Value Recovered	\$204,437	\$0	\$25,023	\$0	\$20	\$0	\$0	\$0	\$0	\$0	\$0	\$125
% Recovered	2.74%	0.00%	5.06%	0.00%	2.24%	0.00%	0.00%	0.00%	0.00%	0.00%	0.00%	100.00%
STOLEN: Televisions, Radios, Ster	\$12,273,103	\$0	\$265,789	\$215,552	\$31,409	\$57,224	\$0	\$42,392	\$1,700	\$13,132	\$0	\$3,925
Value Recovered	\$386,805	\$0	\$12,195	\$9,691	\$707	\$6,972	\$0	\$4,937	\$0	\$2,035	\$0	\$3,050
% Recovered	3.15%	0.00%	4.59%	4.50%	2.25%	12.18%	0.00%	11.65%	0.00%	15.50%	0.00%	77.71%
STOLEN: Firearms	\$2,580,099	\$0	\$199,176	\$0	\$19,810	\$25,603	\$0	\$8,425	\$16,378	\$800	\$0	\$1,829
Value Recovered	\$680,249	\$0	\$41,302	\$0	\$2,175	\$2,335	\$0	\$500	\$1,835	\$0	\$0	\$589
% Recovered	26.37%	0.00%	20.74%	#DIV/0!	10.98%	9.12%	0.00%	5.93%	11.20%	0.00%	0.00%	32.20%
STOLEN: Household Goods	\$7,357,236	\$0	\$417,515	\$0	\$27,223	\$32,512	\$2,218	\$18,660	\$11,384	\$250	\$0	\$888
Value Recovered	\$111,066	\$0	\$6,783	\$0	\$308	\$1,290	\$0	\$1,290	\$0	\$0	\$0	\$0
% Recovered	1.51%	0.00%	1.62%	0.00%	1.13%	3.97%	0.00%	6.91%	0.00%	0.00%	0.00%	0.00%
STOLEN: Consumable Goods	\$1,939,033	\$0	\$58,157	\$446	\$10,026	\$6,733	\$4	\$3,143	\$3,576	\$10	\$0	\$1,265
Value Recovered	\$109,662	\$0	\$20,273	\$1	\$1,116	\$567	\$0	\$121	\$446	\$0	\$0	\$565
% Recovered	5.66%	0.00%	34.86%	0.22%	11.13%	8.42%	0.00%	3.85%	12.47%	0.00%	0.00%	44.66%
STOLEN: Livestock	\$26,977	\$0	\$0	\$0	\$1	\$200	\$0	\$200	\$0	\$0	\$0	\$0
Value Recovered	\$11,591	\$0	\$0	\$0	\$0	\$0	\$0	\$0	\$0	\$0	\$0	\$0
% Recovered	42.97%	0.00%	0.00%	0.00%	0.00%	0.00%	0.00%	0.00%	0.00%	0.00%	0.00%	0.00%
STOLEN: Miscellaneous	\$68,429,149	\$0	\$6,907,556	\$61,006	\$282,127	\$311,550	\$5,410	\$194,328	\$96,222	\$15,590	\$0	\$18,976
Value Recovered	\$4,046,673	\$0	\$884,500	\$1,771	\$45,547	\$34,125	\$0	\$12,160	\$20,641	\$1,324	\$0	\$31,841
% Recovered	5.91%	0.00%	12.80%	2.90%	16.14%	10.95%	0.00%	6.26%	21.45%	8.49%	0.00%	167.80%
STOLEN: Total Value	\$323,023,492	\$0	\$23,912,252	\$627,582	\$1,032,524	\$1,374,326	\$29,454	\$870,943	\$355,018	\$118,911	\$13,500	\$116,323
Value Recovered	\$103,083,041	\$0	\$9,061,208	\$247,183	\$273,126	\$567,384	\$20,005	\$378,580	\$125,922	\$42,877	\$0	\$55,073
% Recovered	31.91%	0.00%	37.89%	39.39%	26.45%	41.28%	67.92%	43.47%	35.47%	36.06%	0.00%	47.34%



2018 Stolen & Recovered Property Values cont...

By Agency and County

2018 Property Values Type of Property	State Total	Humboldt Total	Humboldt Co	Winnemucca	Lander	Lincoln	Lyon Total	Lyon Co	Yerington	Mineral	Nye
STOLEN: Currency, Notes, Etc	\$22,692,285	\$38,833	\$2,359	\$36,474	\$68,240	\$0	\$32,678	\$32,678	\$0	\$0	\$110,339
Value Recovered	\$655,087	\$375	\$375	\$0	\$1	\$0	\$8,310	\$8,310	\$0	\$0	\$50
% Recovered	2.89%	0.97%	15.90%	0.00%	0.00%	0.00%	25.43%	25.43%	0.00%	0.00%	0.05%
STOLEN: Jewelry and Metals	\$56,649,320	\$6,936	\$2,550	\$4,386	\$8,215	\$0	\$187,474	\$187,474	\$0	\$0	\$226,096
Value Recovered	\$1,037,813	\$0	\$0	\$0	\$5,002	\$0	\$875	\$875	\$0	\$0	\$1,919
% Recovered	1.83%	0.00%	0.00%	0.00%	60.89%	0.00%	0.47%	0.47%	0.00%	0.00%	0.85%
STOLEN: Clothing and Furst	\$15,616,813	\$5,374	\$301	\$5,073	\$200	\$0	\$7,091	\$7,091	\$0	\$0	\$12,861
Value Recovered	\$549,987	\$0	\$0	\$0	\$50	\$0	\$631	\$631	\$0	\$0	\$0
% Recovered	3.52%	0.00%	0.00%	0.00%	25.00%	0.00%	8.90%	8.90%	0.00%	0.00%	0.00%
STOLEN: Locally Stolen Motor Ve	\$128,007,455	\$515,662	\$50,501	\$465,161	\$32,700	\$5,100	\$221,426	\$221,426	\$0	\$0	\$237,314
Value Recovered	\$95,289,671	\$415,864	\$7,503	\$408,361	\$32,000	\$4,000	\$92,900	\$92,900	\$0	\$0	\$62,005
% Recovered	74.44%	80.65%	14.86%	87.79%	97.86%	78.43%	41.96%	41.96%	0.00%	0.00%	26.13%
STOLEN: Office Equipment	\$7,452,022	\$4,406	\$0	\$4,406	\$550	\$0	\$1,420	\$1,420	\$0	\$0	\$670
Value Recovered	\$204,437	\$263	\$100	\$163	\$250	\$0	\$200	\$200	\$0	\$0	\$1
% Recovered	2.74%	5.97%	0.00%	3.70%	45.45%	0.00%	14.08%	14.08%	0.00%	0.00%	0.15%
STOLEN: Televisions, Radios, Ster	\$12,273,103	\$19,056	\$8,380	\$10,676	\$3,507	\$0	\$11,722	\$11,722	\$0	\$0	\$27,055
Value Recovered	\$386,805	\$348	\$70	\$278	\$500	\$0	\$4,147	\$4,147	\$0	\$0	\$0
% Recovered	3.15%	1.83%	0.84%	2.60%	14.26%	0.00%	35.38%	35.38%	0.00%	0.00%	0.00%
STOLEN: Firearms	\$2,580,099	\$63,934	\$21,381	\$42,553	\$6,087	\$600	\$8,257	\$8,257	\$0	\$0	\$21,066
Value Recovered	\$680,249	\$6,002	\$4,602	\$1,400	\$1,925	\$0	\$4,175	\$4,175	\$0	\$0	\$1,987
% Recovered	26.37%	9.39%	21.52%	3.29%	31.62%	0.00%	50.56%	50.56%	0.00%	0.00%	9.43%
STOLEN: Household Goods	\$7,357,236	\$2,253	\$1,945	\$308	\$7,887	\$0	\$50,096	\$50,096	\$0	\$0	\$60,091
Value Recovered	\$111,066	\$603	\$295	\$308	\$20	\$0	\$327	\$327	\$0	\$0	\$1
% Recovered	1.51%	26.76%	15.17%	100.00%	0.25%	0.00%	0.65%	0.65%	0.00%	0.00%	0.00%
STOLEN: Consumable Goods	\$1,939,033	\$1,250	\$210	\$1,040	\$625	\$0	\$4,495	\$4,495	\$0	\$0	\$2,486
Value Recovered	\$109,662	\$652	\$10	\$642	\$134	\$0	\$47	\$47	\$0	\$0	\$0
% Recovered	5.66%	52.16%	4.76%	61.73%	21.44%	0.00%	1.05%	1.05%	0.00%	0.00%	0.00%
STOLEN: Livestock	\$26,977	\$0	\$0	\$0	\$0	\$0	\$0	\$0	\$0	\$0	\$1,018
Value Recovered	\$11,591	\$0	\$0	\$0	\$0	\$0	\$0	\$0	\$0	\$0	\$0
% Recovered	42.97%	#DIV/0!	0.00%	0.00%	0.00%	0.00%	0.00%	0.00%	0.00%	0.00%	0.00%
STOLEN: Miscellaneous	\$68,429,149	\$75,206	\$44,155	\$31,051	\$28,471	\$250	\$164,109	\$164,109	\$0	\$0	\$551,960
Value Recovered	\$4,046,673	\$29,517	\$27,274	\$2,243	\$18,052	\$0	\$23,994	\$23,994	\$0	\$0	\$14,765
% Recovered	5.91%	39.25%	61.77%	7.22%	63.40%	0.00%	14.62%	14.62%	0.00%	0.00%	2.68%
STOLEN: Total Value	\$323,023,492	\$732,910	\$131,782	\$601,128	\$156,482	\$5,950	\$688,768	\$688,768	\$0	\$0	\$1,250,956
Value Recovered	\$103,083,041	\$453,624	\$40,229	\$413,395	\$57,934	\$4,000	\$135,606	\$135,606	\$0	\$0	\$80,728
% Recovered	31.91%	61.89%	30.53%	68.77%	37.02%	67.23%	19.69%	19.69%	0.00%	0.00%	6.45%



2018 Stolen & Recovered Property Values cont...

By Agency and County

2018 Property Values Type of Property	State Total	Pershing Total	Lovelock	Pershing Co	Storey	Washoe Total	Reno	Reno-Tahoe Aa	Sparks	UNR	Washoe SD	Washoe Co
STOLEN: Currency, Notes, Etc	\$22,692,285	\$6,576	\$6,180	\$396	\$33,950	\$1,972,158	\$1,590,518	\$975	\$212,022	\$4,775	\$1,520	\$162,348
Value Recovered	\$655,087	\$0	\$0	\$0	\$72	\$309,084	\$275,870	\$0	\$2,735	\$99	\$10	\$30,370
% Recovered	2.89%	0.00%	0.00%	0.00%	0.21%	15.67%	17.34%	0.00%	1.29%	2.07%	0.66%	18.71%
STOLEN: Jewelry and Metals	\$56,649,320	\$150	\$150	\$0	\$3,000	\$2,885,880	\$2,254,790	\$2,980	\$406,854	\$38	\$0	\$221,218
Value Recovered	\$1,037,813	\$0	\$0	\$0	\$0	\$83,861	\$25,524	\$0	\$50,372	\$0	\$0	\$7,965
% Recovered	1.83%	0.00%	0.00%	0.00%	0.00%	2.91%	1.13%	0.00%	12.38%	0.00%	0.00%	3.60%
STOLEN: Clothing and Furst	\$15,616,813	\$338	\$38	\$300	\$575	\$434,527	\$283,123	\$8,271	\$107,505	\$4,613	\$700	\$30,315
Value Recovered	\$549,987	\$38	\$38	\$0	\$0	\$44,491	\$20,004	\$1,491	\$20,531	\$470	\$700	\$1,295
% Recovered	3.52%	11.24%	100.00%	0.00%	0.00%	10.24%	7.07%	18.03%	19.10%	10.19%	100.00%	4.27%
STOLEN: Locally Stolen Motor Ve	\$128,007,455	\$6,000	\$2,500	\$3,500	\$97,600	\$18,777,556	\$13,064,800	\$213,438	\$4,683,581	\$50,483	\$0	\$765,254
Value Recovered	\$95,289,671	\$0	\$0	\$0	\$4,600	\$8,420,484	\$6,393,443	\$104,882	\$1,682,721	\$49,483	\$0	\$189,955
% Recovered	74.44%	0.00%	0.00%	0.00%	4.71%	44.84%	48.94%	49.14%	35.93%	98.02%	0.00%	24.82%
STOLEN: Office Equipment	\$7,452,022	\$5	\$0	\$5	\$13	\$1,093,976	\$781,753	\$0	\$218,943	\$17,795	\$27,124	\$48,361
Value Recovered	\$204,437	\$5	\$0	\$5	\$0	\$51,462	\$22,742	\$0	\$23,417	\$2,700	\$1,003	\$1,600
% Recovered	2.74%	100.00%	0.00%	100.00%	0.00%	4.70%	2.91%	0.00%	10.70%	15.17%	3.70%	3.31%
STOLEN: Televisions, Radios, Ster	\$12,273,103	\$5,325	\$1,200	\$4,125	\$5,229	\$348,674	\$201,286	\$250	\$94,067	\$1,050	\$0	\$52,021
Value Recovered	\$386,805	\$0	\$0	\$0	\$629	\$22,711	\$11,556	\$0	\$6,055	\$0	\$0	\$5,100
% Recovered	3.15%	0.00%	0.00%	0.00%	12.03%	6.51%	5.74%	0.00%	6.44%	0.00%	0.00%	9.80%
STOLEN: Firearms	\$2,580,099	\$2,150	\$1,200	\$950	\$800	\$272,029	\$144,777	\$0	\$87,736	\$0	\$0	\$39,516
Value Recovered	\$680,249	\$0	\$0	\$0	\$0	\$22,408	\$8,793	\$0	\$9,754	\$0	\$0	\$3,861
% Recovered	26.37%	0.00%	0.00%	0.00%	0.00%	8.24%	6.07%	0.00%	11.12%	0.00%	0.00%	9.77%
STOLEN: Household Goods	\$7,357,236	\$0	\$0	\$0	\$385	\$278,443	\$187,698	\$0	\$46,326	\$0	\$6,200	\$38,219
Value Recovered	\$111,066	\$0	\$0	\$0	\$0	\$4,379	\$3,987	\$0	\$332	\$0	\$60	\$0
% Recovered	1.51%	0.00%	0.00%	0.00%	0.00%	1.57%	2.12%	0.00%	0.72%	0.00%	0.97%	0.00%
STOLEN: Consumable Goods	\$1,939,033	\$820	\$820	\$0	\$521	\$26,632	\$8,075	\$0	\$16,878	\$40	\$0	\$1,639
Value Recovered	\$109,662	\$5	\$5	\$0	\$0	\$6,824	\$3,842	\$0	\$2,982	\$0	\$0	\$0
% Recovered	5.66%	0.61%	0.61%	0.00%	0.00%	25.62%	47.58%	0.00%	17.67%	0.00%	0.00%	0.00%
STOLEN: Livestock	\$26,977	\$0	\$0	\$0	\$0	\$3,100	\$1,400	\$0	\$0	\$0	\$0	\$1,700
Value Recovered	\$11,591	\$0	\$0	\$0	\$0	\$7,291	\$7,290	\$0	\$0	\$0	\$1	\$0
% Recovered	42.97%	0.00%	0.00%	0.00%	0.00%	235.19%	520.71%	0.00%	0.00%	0.00%	0.00%	0.00%
STOLEN: Miscellaneous	\$68,429,149	\$42,974	\$5,549	\$37,425	\$197,594	\$7,442,831	\$4,212,359	\$23,512	\$2,521,533	\$79,567	\$34,147	\$571,713
Value Recovered	\$4,046,673	\$29,410	\$30	\$29,380	\$44,015	\$459,945	\$130,314	\$6,097	\$305,616	\$3,693	\$3,411	\$10,814
% Recovered	5.91%	68.44%	0.54%	78.50%	22.28%	6.18%	3.09%	25.93%	12.12%	4.64%	9.99%	1.89%
STOLEN: Total Value	\$323,023,492	\$64,338	\$17,637	\$46,701	\$339,667	\$33,535,806	\$22,730,579	\$249,426	\$8,395,445	\$158,361	\$69,691	\$1,932,304
Value Recovered	\$103,083,041	\$29,458	\$73	\$29,385	\$49,316	\$9,432,940	\$6,903,365	\$112,470	\$2,104,515	\$56,445	\$5,185	\$250,960
% Recovered	31.91%	45.79%	0.41%	62.92%	14.52%	28.13%	30.37%	45.09%	25.07%	35.64%	7.44%	12.99%



2018 Stolen & Recovered Property Values cont...

By Agency and County

2018 Property Values

Type of Property	Reno Muni	White Pine	Statewide Total	NDI	NHP-S	NHP-NE	NHP-NW	Capitol	Fire Marshal	DOWL	Secretary	NV AG	State Total
STOLEN: Currency, Notes, Etc	\$0	\$8,897	\$500	\$0	\$500	\$0	\$0	\$0	\$0	\$0	\$0	\$0	\$22,692,285
Value Recovered	\$0	\$656	\$500	\$0	\$500	\$0	\$0	\$0	\$0	\$0	\$0	\$0	\$655,087
% Recovered	0.00%	7.37%	100.00%	0.00%	100.00%	0.00%	0.00%	0.00%	0.00%	0.00%	0.00%	0.00%	2.89%
STOLEN: Jewelry and Metals	\$0	\$201,991	\$0	\$0	\$0	\$0	\$0	\$0	\$0	\$0	\$0	\$0	\$56,649,320
Value Recovered	\$0	\$2,100	\$0	\$0	\$0	\$0	\$0	\$0	\$0	\$0	\$0	\$0	\$1,037,813
% Recovered	0.00%	1.04%	0.00%	0.00%	0.00%	0.00%	0.00%	0.00%	0.00%	0.00%	0.00%	0.00%	1.83%
STOLEN: Clothing and Furst	\$0	\$70	\$0	\$0	\$0	\$0	\$0	\$0	\$0	\$0	\$0	\$0	\$15,616,813
Value Recovered	\$0	\$46	\$0	\$0	\$0	\$0	\$0	\$0	\$0	\$0	\$0	\$0	\$549,987
% Recovered	0.00%	65.71%	0.00%	0.00%	0.00%	0.00%	0.00%	0.00%	0.00%	0.00%	0.00%	0.00%	3.52%
STOLEN: Locally Stolen Motor Ve	\$0	\$83,500	\$23,966	\$0	\$0	\$0	\$0	\$23,966	\$0	\$0	\$0	\$0	\$128,007,455
Value Recovered	\$0	\$54,000	\$0	\$0	\$0	\$0	\$0	\$0	\$0	\$0	\$0	\$0	\$95,289,671
% Recovered	0.00%	64.67%	0.00%	0.00%	0.00%	0.00%	0.00%	0.00%	0.00%	0.00%	0.00%	0.00%	74.44%
STOLEN: Office Equipment	\$0	\$100	\$0	\$0	\$0	\$0	\$0	\$0	\$0	\$0	\$0	\$0	\$7,452,022
Value Recovered	\$0	\$100	\$0	\$0	\$0	\$0	\$0	\$0	\$0	\$0	\$0	\$0	\$204,437
% Recovered	0.00%	100.00%	0.00%	0.00%	0.00%	0.00%	0.00%	0.00%	0.00%	0.00%	0.00%	0.00%	2.74%
STOLEN: Televisions, Radios, Ster	\$0	\$3,167	\$0	\$0	\$0	\$0	\$0	\$0	\$0	\$0	\$0	\$0	\$12,273,103
Value Recovered	\$0	\$1,281	\$0	\$0	\$0	\$0	\$0	\$0	\$0	\$0	\$0	\$0	\$386,805
% Recovered	0.00%	40.45%	0.00%	0.00%	0.00%	0.00%	0.00%	0.00%	0.00%	0.00%	0.00%	0.00%	3.15%
STOLEN: Firearms	\$0	\$10,377	\$400	\$0	\$0	\$0	\$0	\$400	\$0	\$0	\$0	\$0	\$2,580,099
Value Recovered	\$0	\$0	\$0	\$0	\$0	\$0	\$0	\$0	\$0	\$0	\$0	\$0	\$680,249
% Recovered	0.00%	0.00%	0.00%	0.00%	0.00%	0.00%	0.00%	0.00%	0.00%	0.00%	0.00%	0.00%	26.37%
STOLEN: Household Goods	\$0	\$1,805	\$0	\$0	\$0	\$0	\$0	\$0	\$0	\$0	\$0	\$0	\$7,357,236
Value Recovered	\$0	\$205	\$0	\$0	\$0	\$0	\$0	\$0	\$0	\$0	\$0	\$0	\$111,066
% Recovered	0.00%	11.36%	0.00%	0.00%	0.00%	0.00%	0.00%	0.00%	0.00%	0.00%	0.00%	0.00%	1.51%
STOLEN: Consumable Goods	\$0	\$57	\$5	\$0	\$5	\$0	\$0	\$0	\$0	\$0	\$0	\$0	\$1,939,033
Value Recovered	\$0	\$54	\$5	\$0	\$5	\$0	\$0	\$0	\$0	\$0	\$0	\$0	\$109,662
% Recovered	0.00%	94.74%	100.00%	0.00%	100.00%	0.00%	0.00%	0.00%	0.00%	0.00%	0.00%	0.00%	5.66%
STOLEN: Livestock	\$0	\$0	\$0	\$0	\$0	\$0	\$0	\$0	\$0	\$0	\$0	\$0	\$26,977
Value Recovered	\$0	\$0	\$0	\$0	\$0	\$0	\$0	\$0	\$0	\$0	\$0	\$0	\$11,591
% Recovered	0.00%	0.00%	0.00%	#DIV/0!	0.00%	0.00%	0.00%	0.00%	0.00%	0.00%	0.00%	0.00%	42.97%
STOLEN: Miscellaneous	\$0	\$44,798	\$314	\$0	\$0	\$0	\$0	\$314	\$0	\$0	\$0	\$0	\$68,429,149
Value Recovered	\$0	\$19,087	\$0	\$0	\$0	\$0	\$0	\$0	\$0	\$0	\$0	\$0	\$4,046,673
% Recovered	0.00%	42.61%	0.00%	0.00%	0.00%	0.00%	0.00%	0.00%	0.00%	0.00%	0.00%	0.00%	5.91%
STOLEN: Total Value	\$0	\$354,762	\$25,185	\$0	\$505	\$0	\$0	\$24,680	\$0	\$0	\$0	\$0	\$323,023,492
Value Recovered	\$0	\$77,529	\$505	\$0	\$505	\$0	\$0	\$0	\$0	\$0	\$0	\$0	\$103,083,041
% Recovered	0.00%	21.85%	2.01%	0.00%	100.00%	0.00%	0.00%	0.00%	0.00%	0.00%	0.00%	0.00%	31.91%

THIS PAGE WAS LEFT INTENTIONALLY BLANK



Law Enforcement Officers



About Law Enforcement Personnel

The Uniform Crime Reporting Program in Nevada compiles the number of enforcement personnel statewide as of October 31 of each year. Included is the total number of sworn and civilian support personnel with each agency broken out by gender. Also provided in this section are ratios of police to population.

A wide variety of factors unique to different jurisdictions affect the number of employees utilized by various law enforcement agencies to enable them to fulfill their service requirements. Because of this, persons attempting to make comparisons of population/enforcement personnel ratios between agencies/jurisdictions should do so cautiously. The State of Nevada, especially, with highly transient and seasonal population variations, has enforcement requirements which differ from many other jurisdictions.

Full-time law enforcement officers include any sworn personnel that possess full arrest powers and carry a weapon. Their primary duties include responding to routine calls for police service, emergency situations, or crime scenes; performing routine patrol; rendering emergency services, enforcing criminal laws and traffic regulations; and investigating violations of criminal laws and traffic accidents. These employees' salaries are paid from law enforcement funds. In addition, correctional officers and police cadets are only included in the officer counts if they are sworn and possess full arrest powers.

Civilian counts are inclusive of all full-time employees of the agency, i.e., dispatchers, clerks, and meter attendants. These employees' salaries are paid from law enforcement funds. Furthermore, correctional officers or jailers that have no police or arrest powers outside the jail, are counted as civilians as long as their salaries are paid from the funds of the law enforcement agency.



Nevada Full-Time Enforcement Employees

As of October 31, 2018

Agency	Sworn Employees			Civilian Employees			Total Employees		
	Male	Female	Total	Male	Female	Total	Male	Female	Total
Boulder City PD	29	3	32	6	10	16	35	13	48
Capitol Police	17	0	17	0	0	0	17	0	17
Carlin PD	5	0	5	0	2	2	5	2	7
Carson City SO	90	5	95	7	35	42	97	40	137
Churchill County SO	35	3	38	0	8	8	35	11	46
Clark County School District	146	12	158	11	24	35	157	36	193
College of Southern Nevada	15	2	17	0	1	1	15	3	18
Douglas County SO	29	4	33	4	7	11	33	11	44
DOWL	99	8	107	3	11	14	102	19	121
Elko County SO	51	13	64	2	13	15	53	26	79
Elko PD	37	2	39	0	7	7	37	9	46
Esmeralda SO	11	0	11	0	5	5	11	5	16
Eureka County SO	8	1	9	1	5	6	9	6	15
Fallon PD	20	1	21	1	12	13	21	13	34
Fire Marshal	6	0	6	0	0	0	6	0	6
Henderson PD	336	44	380	124	160	284	460	204	664
NHP	432	83	515	36	53	89	468	136	604
Humboldt County SO	29	5	34	2	19	21	31	24	55
Lander County SO	16	4	20	2	10	12	18	14	32
Las Vegas Fire Dept	10	3	13	0	0	0	10	3	13
Las Vegas Metro PD	2,681	281	2,962	467	1,106	1,573	3,148	1,387	4,535
Lincoln County SO	23	2	25	1	4	5	24	6	30
Lovelock PD	5	0	5	2	0	2	7	0	7
Lyon County SO	72	5	77	6	23	29	78	28	106
Mesquite PD	35	3	38	2	6	8	37	9	46
Mineral County SO	13	0	13	2	4	6	15	4	19
NDI Drug	31	22	53	116	191	307	147	213	360
North Las Vegas Fire Dept	24	4	28	3	15	18	27	19	46
North Las Vegas PD	1	0	1	0	0	0	1	0	1
NV Attorney General	261	35	296	29	95	124	290	130	420
Nye County SO	88	18	106	8	20	28	96	38	134
Pershing County SO	12	1	13	2	5	7	14	6	20
Reno Muni Court	9	2	11	2	1	3	11	3	14
Reno PD	294	26	320	10	56	66	304	82	386
Reno-Tahoe Airport Authority PD	22	0	22	0	1	1	22	1	23
Secretary of State	1	2	3	0	0	0	1	2	3
Sparks PD	103	9	112	6	44	50	109	53	162
Storey County SO	26	1	27	0	2	2	26	3	29
UNLV PD	32	4	36	9	8	17	41	12	53
UNR PD	20	7	27	1	7	8	21	14	35
Washoe County School District PD	28	9	37	1	6	7	29	15	44
Washoe County SO	338	78	416	86	180	266	424	258	682
West Wendover PD	10	1	11	6	2	8	16	3	19
White Pine County SO	26	1	27	0	6	6	26	7	33
Winnemucca PD	19	4	23	0	3	3	19	7	26
Yerington PD	5	0	5	0	1	1	5	1	6
Total:	5,600	708	6,308	958	2,168	3,126	6,558	2,876	9,434



2018 Officer Assaults

By Activity, Weapon & Assignment

2018 Officer Assaults by Activity, Weapon, and Assignment

Activity Type	Totals		Type of Weapon				Type of Assignment						
	Total Assaults	Number Cleared	Firearm	Knife	Other Dangerous Weapon	Hands, Fists, Feet, Etc.	2-Officer Vehicle	1-Officer Vehicle-Alone	1-Officer Vehicle-Assisted	Detective/Special Assign.-Alone	Detective/Special Assign.-Assisted	Other-Alone	Other-Assisted
Domestic/Other Disturbance	186	149	13	15	24	134	43	32	76	1	14	6	14
Burglary in Progress	4	2	0	0	1	3	0	1	3	0	0	0	0
Robbery in Progress	20	17	13	0	2	5	5	1	4	0	7	1	2
Attempting other Arrest	63	54	6	1	12	44	15	6	25	0	6	0	11
Civil Disorder	4	1	0	0	0	4	0	0	1	0	0	0	3
Handling Prisoner	80	57	0	2	16	62	52	9	5	0	0	1	13
Investigate Suspicious Persons/Circumstances	44	39	0	3	5	36	12	10	17	0	0	0	5
Ambush-No Warning	4	4	0	0	3	1	2	0	1	0	0	1	0
Handling Persons with Mental Illness	8	8	0	0	3	5	1	4	2	1	0	0	0
Traffic Pursuits/Stops	25	15	2	1	13	9	11	8	6	0	0	0	0
All Other	28	26	1	2	6	19	6	9	4	1	0	1	7
Totals	466	372	35	24	85	322	147	80	144	3	27	10	55

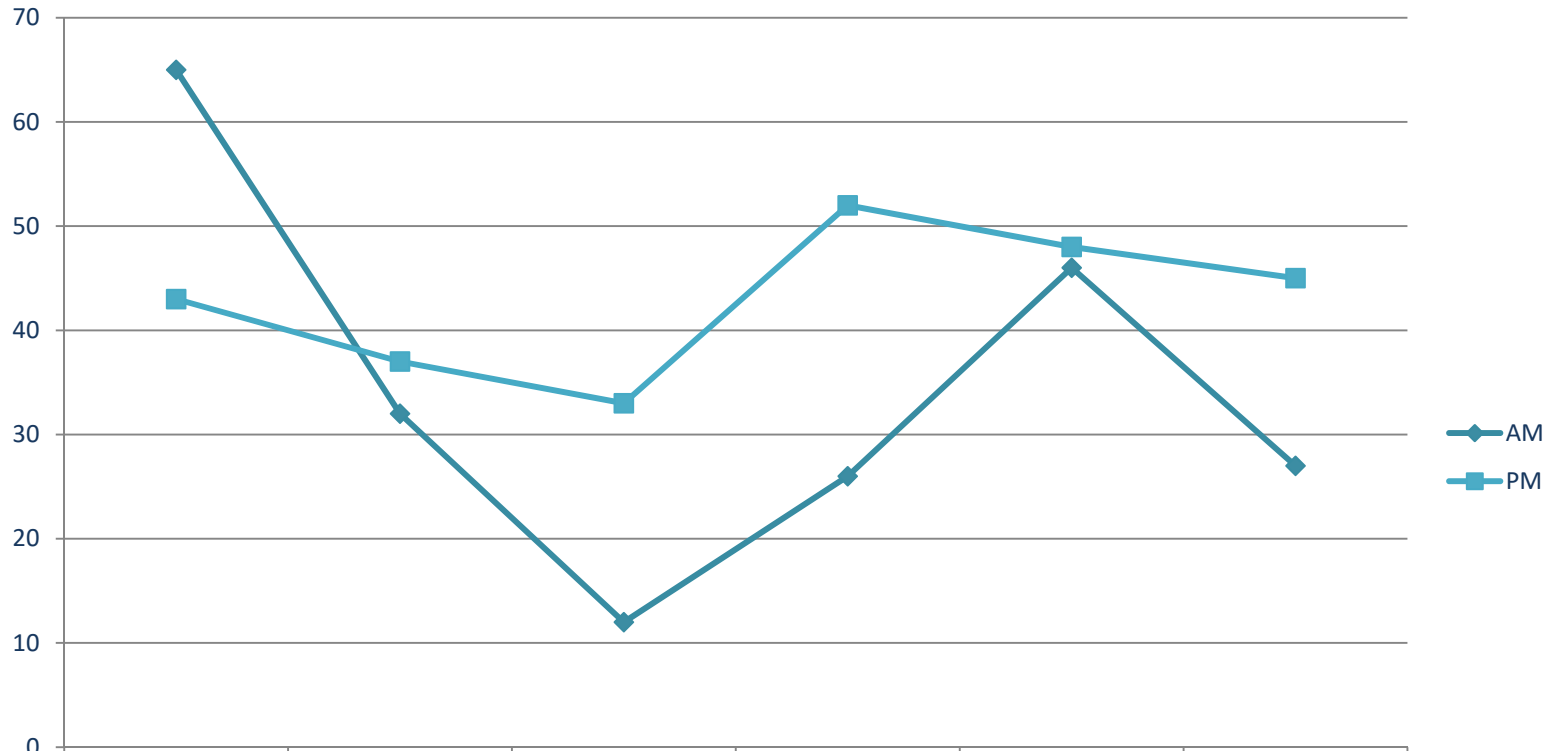
	Total Assaults	Firearm	Knife	Other Weapon	Hands, Fists, Feet, Etc.	% of Total
With Injury to Officer	104	0	3	13	88	22.32%
Without Injury to Officer	362	35	21	72	234	77.68%

79.83% cleared



2018 Assaults on Law Enforcement Officers

By Time of Day



	12:01 - 2:00	2:01 - 4:00	4:01 - 6:00	6:01 - 8:00	8:01 - 10:00	10:01 - 12:00
AM	65	32	12	26	46	27
PM	43	37	33	52	48	45
% of Assaults	23.18%	14.81%	9.66%	16.74%	20.17%	15.45%

THIS PAGE WAS LEFT INTENTIONALLY BLANK



Justifiable Homicide Offenses



2018 Justifiable Homicide Statistics

One Justifiable Homicide Every 10 Days, 17 Hours, 38 Minutes, 49 Seconds

	Offenses	% of Index Crimes	% Change from 2017	Crime Rate / 1,000 Pop
Justifiable Homicide	34	n/a	0.00%	0.02

**Justifiable homicides are not classified as Index Crimes*

Most Probable Age of Person who Killed Felon	Number	% of Total
25 - 34 years of age	23	37.70%
Total Ages of Felons Reported	61	

Most Probable Type of Person who Killed Felon	Number	% of Total
Police Officer- in a commission of crime	20	32.79%
Total Circumstances Reported	61	



About Justifiable Homicides

Justifiable homicide is defined by the FBI Uniform Crime Reporting program as the killing of a felon by a peace officer in the line of duty or the killing of a felon, during the commission of a felony, by a private citizen.

Justifiable homicide is not a crime, but statistics are collected in an effort to gain information about the necessary use-of-force by police and private citizens.

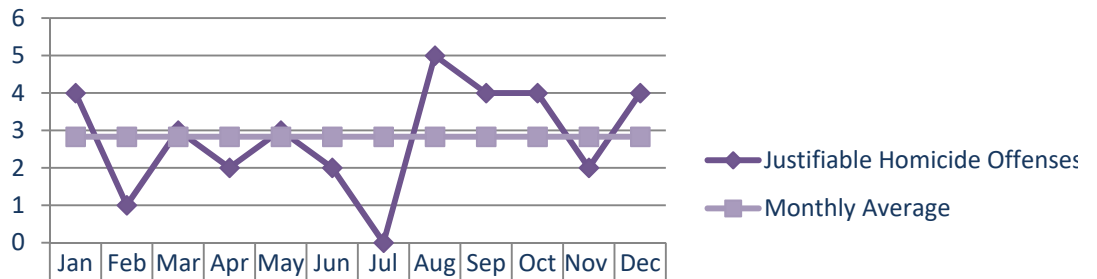


2018 Justifiable Homicides

By Age Range & Monthly vs Monthly Average

Felons Killed

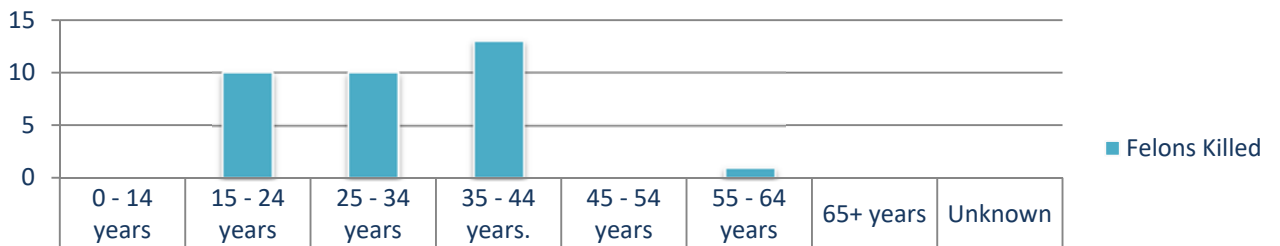
By Month & Monthly Average



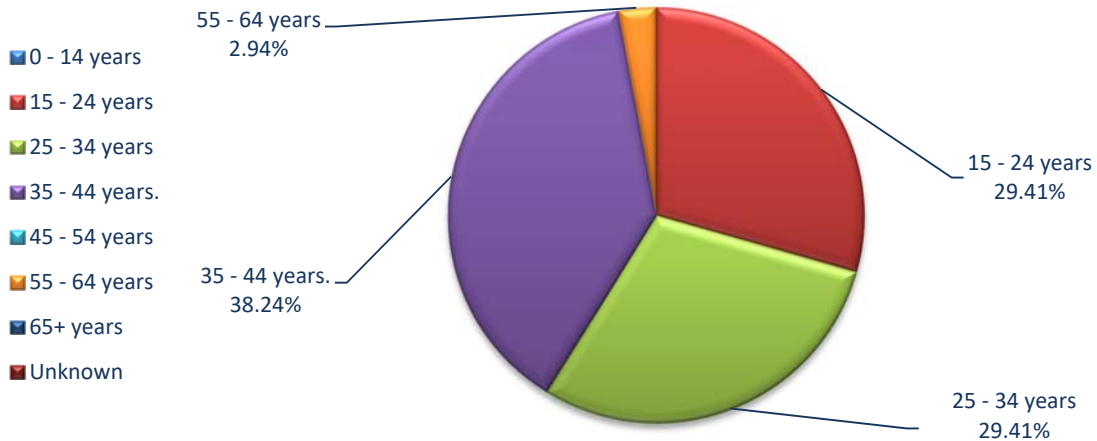
Justifiable Homicide Offenses	4	1	3	2	3	2	0	5	4	4	2	4
Monthly Average	2.83	2.83	2.83	2.83	2.83	2.83	2.83	2.83	2.83	2.83	2.83	2.83

Felons Killed in 2018

By Age Range



Felons Killed	0	10	10	13	0	1	0	0
---------------	---	----	----	----	---	---	---	---



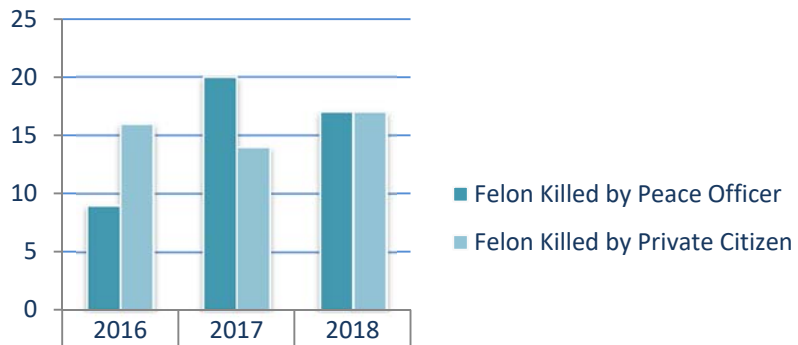


Justifiable Homicide

3-yr Comparison: 2016 - 2018

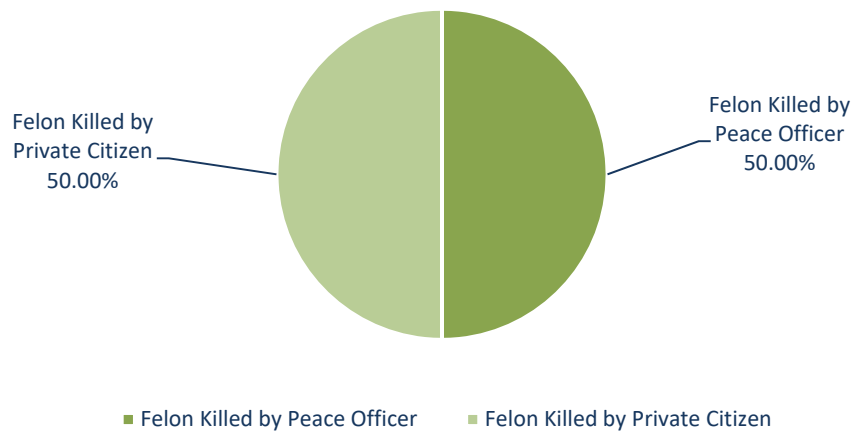
Justifiable Homicide

3-yr Comparison: 2016 - 2018



	2016	2017	2018
Felon Killed by Peace Officer	9	20	17
Felon Killed by Private Citizen	16	14	17

2018 Justifiable Homicides



THIS PAGE WAS LEFT INTENTIONALLY BLANK



Cargo Theft Data



2018 Cargo Theft Statistics

One Cargo Theft occurs every 182.5 days

	Offenses	% of Index Crimes	Crime Rate / 1,000 Pop
Cargo Theft	2	n/a	0.001

Most Probable Time of Year for Cargo Thefts

	Number	% of Total
Quarter 2 and Quarter 3, April 1 - September 30	2	100%
Total Cargo Thefts Reported	2	

Most Probable Race of Offender

Asian	1	50.00%
Total Offenders Reported	2	

Most Probable specific Location for Cargo Theft Offense

Parking Lot/ garage	1	50.00%
Total Cargo Thefts Reported	2	

Most Prevalent Victim Type

Business	2	100.00%
Total Cargo Thefts Reported	2	

Most Common Cargo Theft Offense

Motor Vehicle Theft	2	100.00%
Total Offenders Reported	2	





About Cargo Theft

Cargo Theft is the criminal taking of any cargo including, but not limited to goods, chattels, money, or baggage that constitutes, in whole or in part, a commercial shipment of freight moving in commerce, from any pipeline system, railroad car, motor truck, or other vehicle, or from any tank or storage facility, station house, platform, or depot, or from any vessel or wharf, or from any aircraft, air terminal, airport, aircraft terminal or air navigation facility, or from any intermodal container, intermodal chassis, trailer, container freight station, warehouse, freight distribution facility, or freight consolidation facility. For purposes of this definition, cargo shall be deemed as moving in commerce at all points between the point of origin and the final destination, regardless of any temporary stop while awaiting transshipment or otherwise



2018 Cargo Theft Incidents

Jan 1, 2018– Dec 31, 2018

Incident Date	Agency	Offense	Location	Victim Type	Property Information	Age of Offender	Sex of Offender	Race of Offender	Ethnicity of Offender	Age of Victim	Sex of Victim	Race of Victim	Ethnicity of Victim
6/20/18	Henderson PD	Theft from Motor Vehicle	Other/ Unknown	Business	Radio / TVs/ VCRs	Unknown	Unknown	Unknown	Unknown	Unknown	Unknown	Unknown	Unknown
7/31/18	Henderson PD	Motor Vehicle Theft, All other Larceny	Parking Lot / Garage	Business, Individual	Firearms	58	Male	Asian	Unknown	58	Male	Asian	Unknown

Value of the Cargo Thefts Stolen

Property Information	Stolen Value	Recovered value
Radio / TVs/ VCRs	\$2,000	\$0
Firearms	\$177,718	\$177,718
Total Value	\$179,718	\$177,718

THIS PAGE WAS LEFT INTENTIONALLY BLANK



Protection Orders



Protection Order Statistics

One Protection Order Granted Every 34 Minutes, 33 Seconds

Protection Orders	Orders	% of TPO	% Change from 2017	Orders / 1,000 Pop
Temporary	12,251		-10.43%	4.04
Extended	2,961	24.17%	-6.48%	0.98

TPO Including Custody of a Minor	1,801	14.70%	2.86%	0.59
---	-------	--------	-------	------

Served to Adverse Party		Expire or Dissolved	
TPO	804	TPO	4,878
EXT	613	EXT	1,882
Total	1,417	Total	6,760



About Protection Orders

The reporting of the protection order data presented here is collected per the guidelines set forth in Nevada Revised Statute 179A.350.

NRS 179A.350 Creation; contents; prompt entry of information; accessibility; submission of report to Legislature.

1. The Repository for Information Concerning Orders for Protection Against Domestic Violence is hereby created within the Central Repository.
2. Except as otherwise provided in subsection 6, the Repository for Information Concerning Orders for Protection Against Domestic Violence must contain a complete and systematic record of all temporary and extended orders for protection against domestic violence issued or registered in the State of Nevada and all Canadian domestic-violence protection orders registered in the State of Nevada, in accordance with regulations adopted by the Director of the Department, including, without limitation, any information received pursuant to [NRS 33.095](#). Information received by the Central Repository pursuant to [NRS 33.095](#) must be entered in the Repository for Information Concerning Orders for Protection Against Domestic Violence not later than 8 hours after it is received by the Central Repository.
3. The information in the Repository for Information Concerning Orders for Protection Against Domestic Violence must be accessible by computer at all times to each agency of criminal justice.
4. On or before July 1 of each year, the Director of the Department shall submit to the Director of the Legislative Counsel Bureau a written report concerning all temporary and extended orders for protection against domestic violence issued pursuant to NRS 33.020 during the previous calendar year that were transmitted to the Repository for Information Concerning Orders for Protection Against Domestic Violence. The report must include, without limitation, information for each court that issues temporary or extended orders for protection against domestic violence concerning:
 - a. The total number of temporary and extended orders that were granted by the court pursuant to [NRS 33.020](#) during the calendar year to which the report pertains;
 - b. The number of temporary and extended orders that were granted to women;
 - c. The number of temporary and extended orders that were granted to men;
 - d. The number of temporary and extended orders that were vacated or expired;
 - e. The number of temporary orders that included a grant of temporary custody of a minor child; and
 - f. The number of temporary and extended orders that were served on the adverse party.
5. The information provided pursuant to subsection 4 must include only aggregate information for statistical purposes and must exclude any identifying information relating to a particular person.
6. The Repository for Information Concerning Orders for Protection Against Domestic Violence must not contain any information concerning an event that occurred before October 1, 1998.
7. As used in this section, "Canadian domestic-violence protection order" has the meaning ascribed to it in [NRS 33.119](#).

(Added to NRS by [1997, 1803](#); [A 2007, 2483](#); [2015, 2765](#); [2017, 624](#))





Protection Orders

Definitions

The following report will describe and summarize temporary and extended protection orders issued in the State of Nevada. These reports are broken down to show which orders were granted to men and to women. Also included is a listing of those orders that included custody of a minor child and available historic data.

The information contained in this report was gathered using a different methodology than in previous years. Previously the data presented was an aggregate of all protection orders issued including all modifications they may have undergone. However, the new methodology aggregates the total number of Temporary Protection Orders and Extended Protection Orders issued per person. This results in a much lower figure than reported in previous years. For reference, the new methodology has been used to supply historical data from 2010 through 2013 for comparison.

- **Temporary Protection Order:** Can be granted within 24 hours of receiving the application and in effect up to 30 days or until scheduled court hearing.
- **Extended Protection Order:** Awarded only after a hearing before a judge and in effect for up to one year.
- **Expired Order:** A Temporary Protection Order or Extended Protection Order that has reached the expiration date and was not extended further.
- **Vacated Order:** A Temporary Protection Order or Extended Protection Order that was cancelled or dissolved prior to the expiration date.

Any of the above orders can also include a grant of temporary custody of a minor child.

Note that on the graphs you will see gender described as male, female, and unknown. Unknown includes those who entered unknown on the application, or those that did not complete the gender portion of the application.

In Nevada, only Protection Orders granted due to Domestic Violence or Domestic Battery are entered into the state Criminal Justice Information System; therefore, these reports do not include any Protection Orders issued for any other reason (i.e. Stalking, Harassment, etc.).



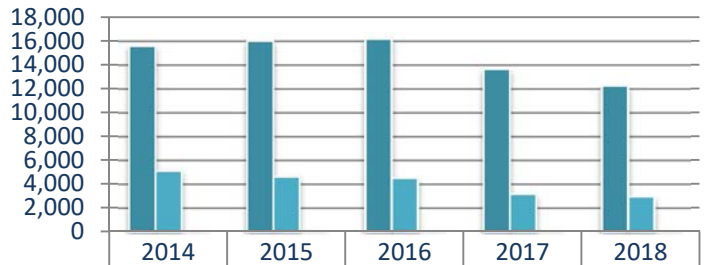


Protection Orders

5-yr Comparison: 2014 - 2018

Protection Orders Issued

5-yr Comparison: 2014 - 2018

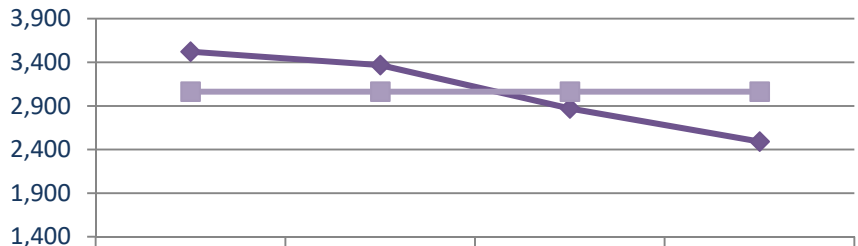


Temporary Protection Orders	15,604	16,016	16,199	13,677	12,251
Extended Protection Orders	5,136	4,668	4,525	3,166	2,961
% of TPO Extended	32.91%	29.15%	27.93%	23.15%	24.17%

- Temporary Protection Orders
- Extended Protection Orders

2018 Temporary Protection Orders

By Quarter & Quarterly Average

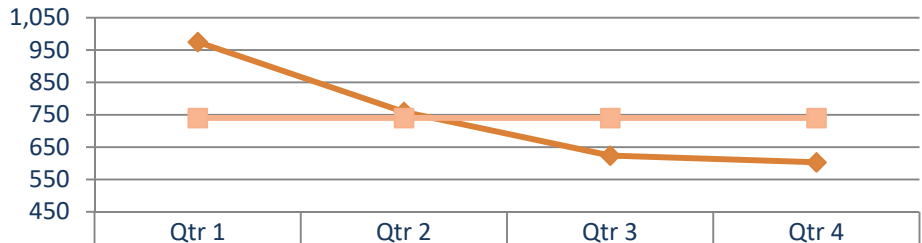


	Qtr 1	Qtr 2	Qtr 3	Qtr 4
TPOs Issued	3,522	3,368	2,871	2,490
Quarterly Average	3,063	3,063	3,063	3,063

- ◆ TPOs Issued
- Quarterly Average

2018 Extended Protection Orders

By Quarter & Quarterly Average



	Qtr 1	Qtr 2	Qtr 3	Qtr 4
EXT Issued	975	759	624	603
Quarterly Average	740	740	740	740

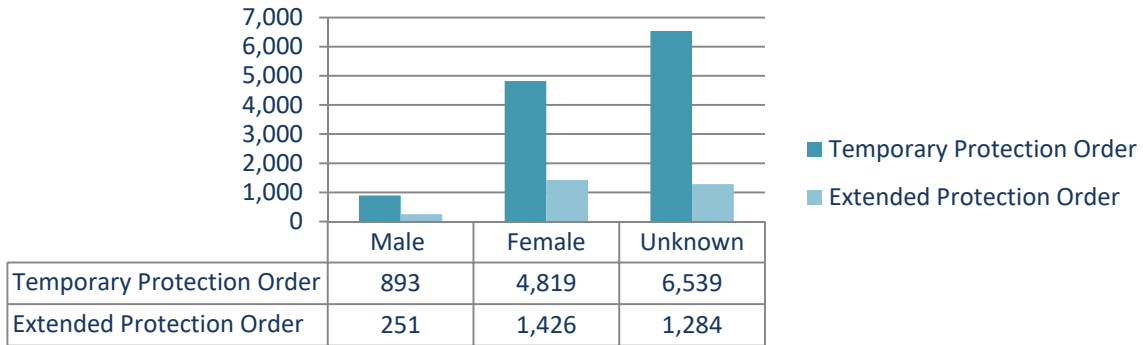
- ◆ EXT Issued
- Quarterly Average



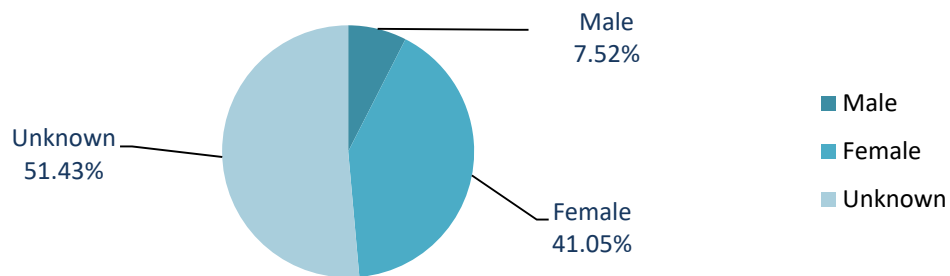
2018 Protection Orders Issued

By Gender & Type

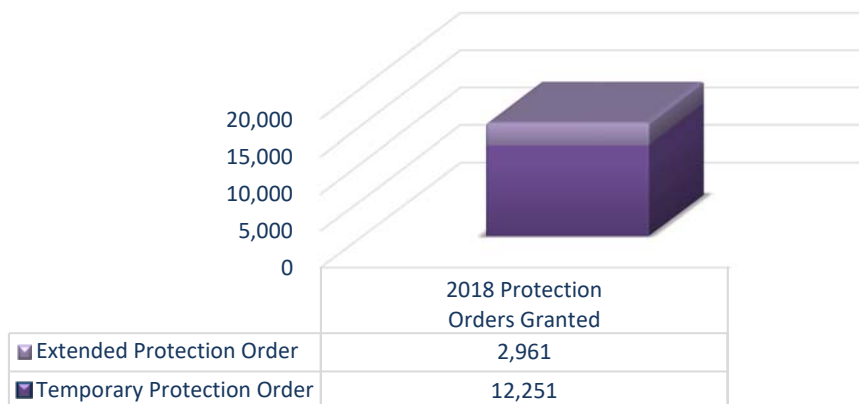
2018 Granted Orders By gender



Percentage of Temporary Orders that Extended



Temporary and Extended Order Issued

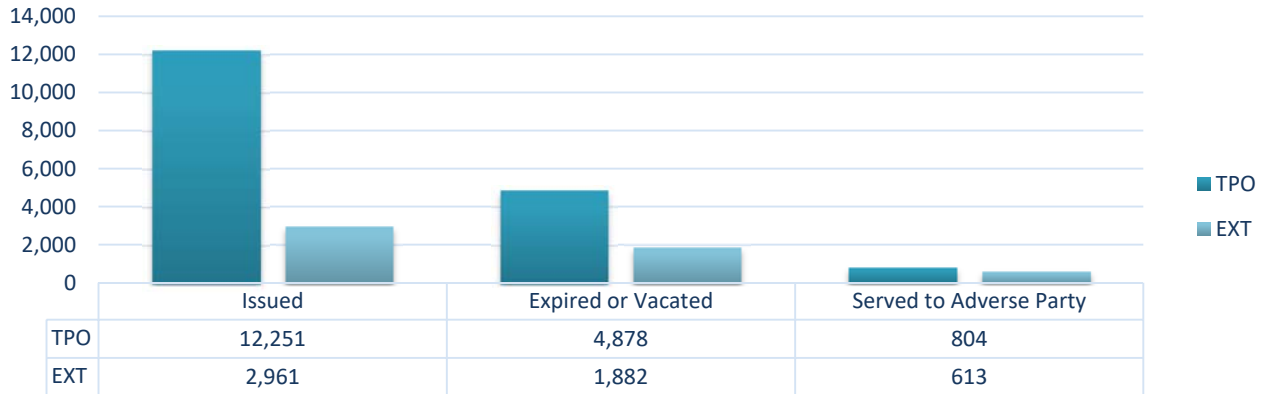




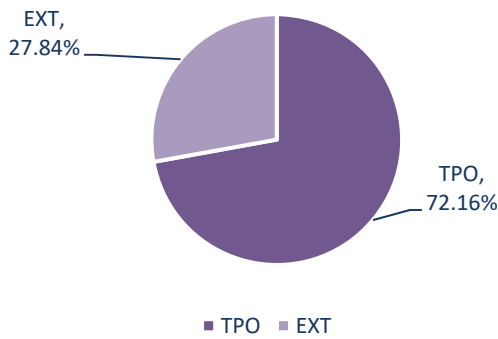
2018 Protection Orders

Issued, Vacated or Expired, and Served

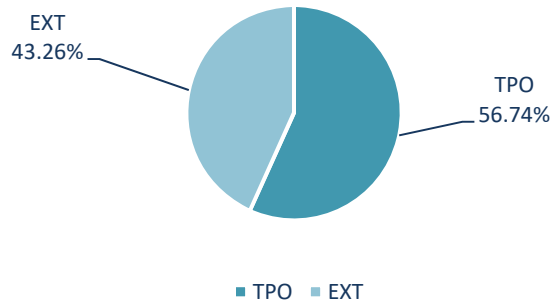
Granted, Expired & Served Jan 1, 2018 - Dec 31, 2018



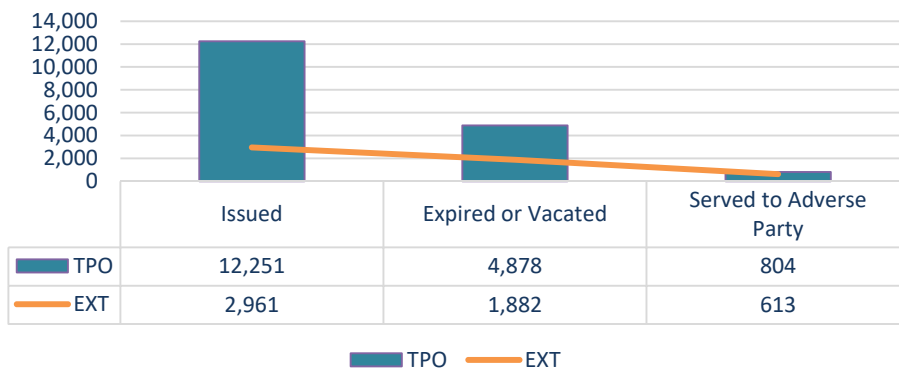
Expired or Vacated in 2018



Served to Adverse Party in 2018



Temporary vs Extended Comparison 2018

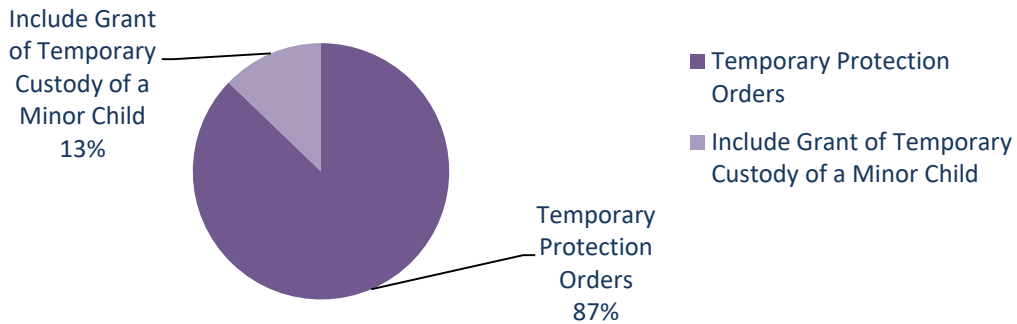
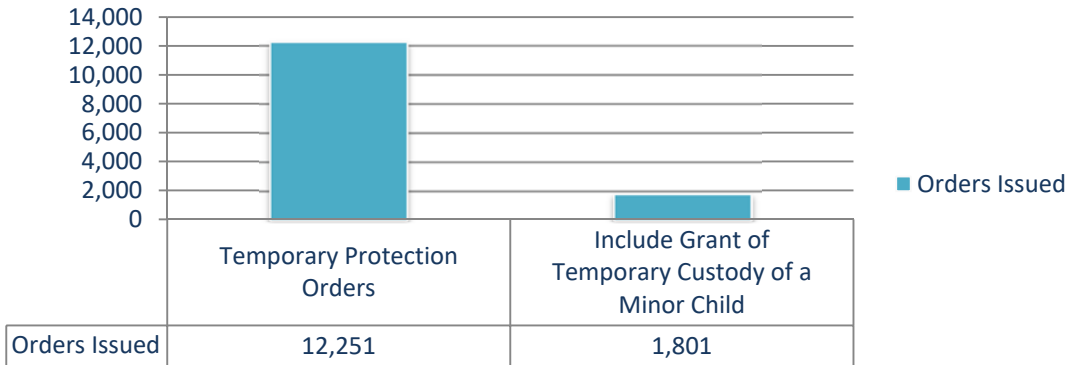




2018 Protection Orders Issued

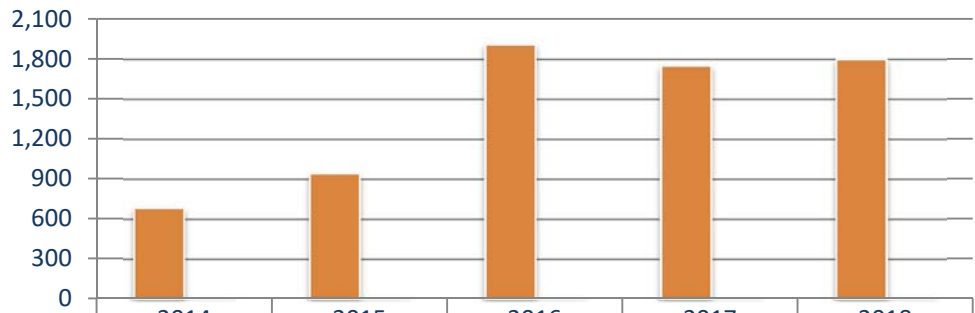
Including a Grant of Temporary Custody of a Minor Child

2018 Orders Issued



Temporary Protection Orders Issued

5-yr Comparison: 2014 - 2018



	2014	2015	2016	2017	2018
Include Grant of Temporary Custody of a Minor Child	682	942	1,912	1,751	1,801
% Change from Prior Year	-3.94%	38.12%	102.97%	-8.42%	2.86%

THIS PAGE WAS LEFT INTENTIONALLY BLANK



Domestic Violence



2018 Domestic Violence Statistics

One Domestic Violence Offense Every 1 Hour, 19 Minutes, 42 Seconds

	Offenses	% Change from 2017	Crime Rate / 1,000 Pop	Cleared	% Cleared
Domestic Violence	6,594	-78.24%	2.17	13,175	199.80%

	Offenders	% of Total Offenders	Victims	% of Total Victims
Total Persons Involved	6,964		7,891	
Arrested	3,694	53.04%		
Not Arrested	2,972	42.68%		
PO in effect	28	0.40%	n/a	n/a

**Total offenders are based on age data collected. The total offenders reported by age may not match the data by gender, race, and ethnicity due to limitations in the way the data are collected and reported.*

Strongest Relationship (Victim to Offender)

	Number	% of Total
Boyfriend/Girlfriend	1,566	22.79%
Total DV Relationships Reported	6,872	

** It is possible to have more than one relationship per domestic violence offense*

Most Probable Time of Day for a Domestic Violence Offense

	Number	% of Total
1800-2059	1,243	18.87%
Total DV "Time of Day" Incidents Reported	6,588	

** If Time of Offense was not known, it was not reported in this data set*

Most Used Weapon

	Number	% of Total
Hands/Fist/Feet	3,150	69.03%
Total Weapons Reported	4,563	

Strongest Mitigating Circumstance for Not Being Arrested

	Number	% of Total
Aggressor undetermined	851	28.56%
No evidence of injury	661	22.18%
Total Domestic Violence Not Arrested	2,980	

** It is possible to have more than one mitigating circumstance for not being arrested*



About Domestic Violence

The Domestic Violence data presented here is collected per the requirements set forth in Nevada Revised Statute 171.1227.

NRS 171.1227 Peace officer to submit written report concerning suspected acts of domestic violence; information from reports to be aggregated and forwarded to Central Repository; content of report.

1. If a peace officer investigates an act that constitutes domestic violence pursuant to NRS 33.018, the peace officer shall prepare and submit a written report of the investigation to the peace officer's supervisor or to another person designated by the peace officer's supervisor, regardless of whether the peace officer makes an arrest.
2. If the peace officer investigates a mutual battery that constitutes domestic violence pursuant to NRS 33.018 and finds that one of the persons involved was the primary physical aggressor, the peace officer shall include in the report:
 - a. The name of the person who was the primary physical aggressor; and
 - b. A description of the evidence which supports the peace officer's finding.
3. If the peace officer does not make an arrest, the peace officer shall include in the report the reason the peace officer did not do so.
4. The information contained in a report made pursuant to subsections 1 and 2 must be:
 - a. Aggregated each month; and
 - b. Forwarded by each jurisdiction to the Central Repository for Nevada Records of Criminal History not later than the 15th day of the following month.
5. The Director of the Department of Public Safety shall prescribe the form on which the information described in subsection 4 must be reported to the Central Repository. In addition to the information required pursuant to subsections 1 and 2, the form must also require the inclusion of the following information from each report:
 - a. The gender, age and race of the persons involved;
 - b. The relationship of the persons involved;
 - c. The date and time of day of the offense;
 - d. The number of children present, if any, at the time of the offense;
 - e. Whether or not an order for protection against domestic violence was in effect at the time of the offense;
 - f. Whether or not any weapons were used during the commission of the offense;
 - g. Whether or not any person required medical attention;
 - h. Whether or not any person was given a domestic violence card that contains information about appropriate counseling or other supportive services available in the community in which that person resides;
 - i. Whether or not the primary physical aggressor, if identified, was arrested and, if not, any mitigating circumstances explaining why an arrest was not made; and
 - j. Whether or not any other person was arrested.

(Added to NRS by 1997, 1533; A 2007, 2482)





2018 Domestic Violence Reporting Agencies

Data was collected from the following agencies:

Statewide Agencies

DPS - Nevada DPS-Investigation *
DPS - NHP Southern Command *
DPS - NHP Northwestern Command *
DPS - NHP Northeastern Command
DPS - Capitol Police *
DPS - Fire Marshal *
Secretary of State Securities Division
Nevada Department of Wildlife
Nevada Attorney General's Office *

Carson County

Carson City Sheriff's Office *

Churchill County

Churchill County Sheriff's Office *
Fallon Police Department *

Clark County

Boulder Police Department
Clark County School District Police Department *
Henderson Police Department
Las Vegas Metro Police Department *
Mesquite Police Department *
North Las Vegas Police Department *
University of Nevada, Las Vegas Police Department *
College of Southern Nevada Police Department
North Las Vegas Fire Department **
Las Vegas Fire Department **

Douglas County

Douglas County Sheriff's Office *

Elko County

Carlin Police Department
Elko Police Department
Elko County Sheriff's Office
West Wendover Police Department

Esmeralda County

Esmeralda County Sheriff's Office

Eureka County

Eureka County Sheriff's Office

Humboldt County

Humboldt County Sheriff's Office *
Winnemucca Police Department

Lander County

Lander County Sheriff's Office

Lincoln County

Lincoln County Sheriff's Office *

Lyon County

Lyon County Sheriff's Office *
Yerington Police Department *

Mineral County

Mineral County Sheriff's Office

Nye County

Nye County Sheriff's Office *

Pershing County

Lovelock Police Department *
Pershing County Sheriff's Office *

Storey County

Storey County Sheriff's Office

Washoe County

Reno Municipal Court
Reno Police Department
Reno-Tahoe Airport Authority Police Department *
Sparks Police Department
University of Nevada, Reno Police Department *
Washoe County School District Police Department *
Washoe County Sheriff's Office

White Pine County

White Pine County Sheriff's Office *

*Indicates agencies did not submit a complete years' worth of data or agencies did not submit any data.

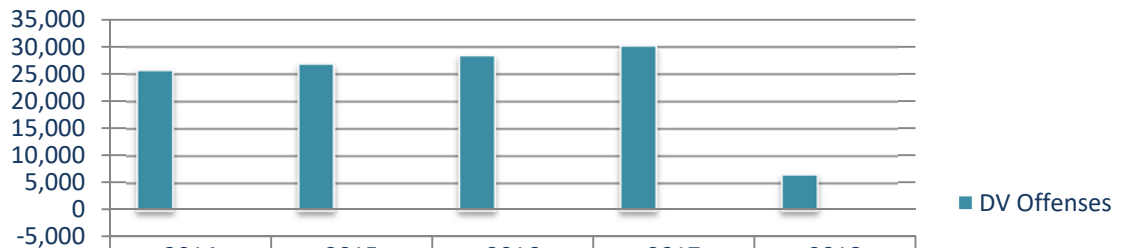


Domestic Violence in Nevada

5-yr Comparison: 2014 – 2018 & By Quarter vs Quarterly Average

Domestic Violence Offenses

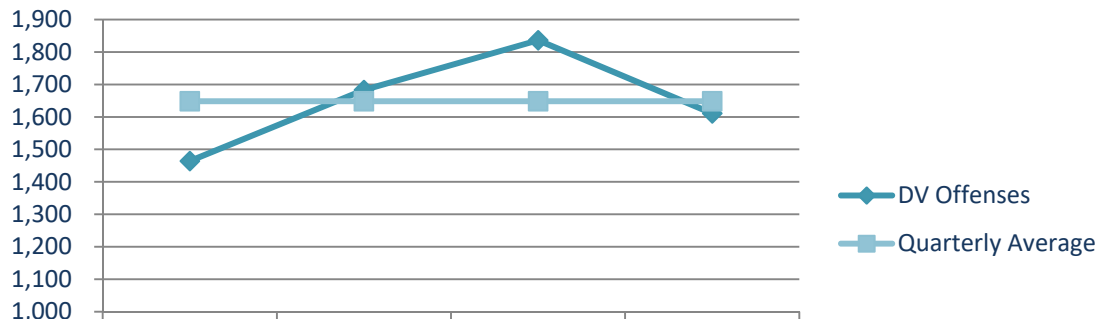
5-yr Comparison: 2014-2018
Crime Rates per 1,000 Population



DV Offenses	25,772	26,903	28,447	30,303	6,594
% Change from Prior Year	9.21%	4.39%	5.74%	6.52%	-78.24%
Crime Rate	9.10	9.31	9.68	10.11	2.17

2018 Domestic Violence Offenses

by Quarter & Quarterly Average



	Qtr 1	Qtr 2	Qtr 3	Qtr 4
DV Offenses	1,464	1,683	1,836	1,611
Quarterly Average	1,649	1,649	1,649	1,649

The Domestic Violence (DV) number for 2018 is incomplete due to multiple agencies either not reporting their DV numbers for 2018 or reporting less than a full 12 months of data.



Statewide Domestic Violence: Demographics

By Agency and County

STATE TOTAL- DV CY 2018

Date of the Month	Total	% of Total
1st	235	3.56%
2nd	208	3.15%
3rd	217	3.29%
4th	229	3.47%
5th	220	3.34%
6th	200	3.03%
7th	196	2.97%
8th	234	3.55%
9th	225	3.41%
10th	222	3.37%
11th	193	2.93%
12th	195	2.96%
13th	214	3.25%
14th	225	3.41%
15th	221	3.35%
16th	206	3.12%
17th	226	3.43%
18th	222	3.37%
19th	210	3.18%
20th	193	2.93%
21st	230	3.49%
22nd	241	3.65%
23rd	223	3.38%
24th	228	3.46%
25th	203	3.08%
26th	231	3.50%
27th	225	3.41%
28th	216	3.28%
29th	171	2.59%
30th	202	3.06%
31st	133	2.02%
Total:	6,594	

TIME OF DAY		
Time of Day	Total	% of Total
0000-0259	791	12.01%
0300-0559	379	5.75%
0600-0859	466	7.07%
0900-1159	630	9.56%
1200-1459	802	12.17%
1500-1759	1,048	15.91%
1800-2059	1,243	18.87%
2100-2359	1,229	18.66%
Total:	6,588	

Offender Age Range	Male	Female	Total	% of Total
Under 18	334	271	605	8.69%
18-24	729	473	1,202	17.26%
25-34	1,437	682	2,119	30.43%
35-44	1,007	435	1,442	20.71%
45-54	624	329	953	13.68%
55-64	320	140	460	6.61%
65 over	98	50	148	2.13%
Unknown	23	12	35	0.50%
Total:	4,572	2,392	6,964	

Offender Race	Male	Female	Total	% of Total
White	3,416	1,876	5,292	76.01%
Black / African American	856	347	1,203	17.28%
Am Indian / Alaska Native	70	43	113	1.62%
Asian	93	68	161	2.31%
Hawaiian/Pac. Islander	19	8	27	0.39%
Unknown	116	50	166	2.38%
Total:	4,570	2,392	6,962	

Primary Aggressors Arrest Info	Male	Female	Total	% of Total
Primary Aggressors Arrested	2,427	1,267	3,694	55.42%
Primary Aggressors Not Arrested	1,981	991	2,972	44.58%
Total:	4,408	2,258	6,666	

Mitigating Circumstances for Primary Aggressor Not Being Arrested	Male	Female	Total	% of Total
Aggressor undetermined	477	374	851	28.56%
Gone upon arrival	516	132	648	21.74%
No evidence of injury	446	215	661	22.18%
Not reported within 24 hours	89	18	107	3.59%
Other	116	53	169	5.67%
Unknown	341	203	544	18.26%
Total:	1,985	995	2,980	

Other Persons Involved Arrest Information	Male	Female	Total	% of Total
Other Persons Involved Arrested	21	5	26	36.62%
Other Persons Involved Not Arrested	17	28	45	63.38%
Total	38	33	71	

Victim Age Range	Male	Female	Total	% of Total
Under 18	208	269	477	6.04%
18-24	398	991	1,389	17.60%
25-34	646	1,612	2,258	28.61%
35-44	515	1,176	1,691	21.43%
45-54	393	713	1,106	14.02%
55-64	309	346	655	8.30%
65 over	129	170	299	3.79%
Unknown	6	10	16	0.20%
Total:	2,604	5,287	7,891	

Victim Race	Male	Female	Total	% of Total
White	2,049	4,203	6,252	79.25%
Black / African American	382	724	1,106	14.02%
Am Indian / Alaska Native	39	73	112	1.42%
Asian	44	132	176	2.23%
Hawaiian/Pac. Islander	10	18	28	0.35%
Unknown	80	135	215	2.73%
Total:	2,604	5,285	7,889	

Victim Relationship to Offender (Within Family)	Total	% of Total
Spouse	960	13.97%
Common - Law Spouse	11	0.16%
Parent	1,243	18.09%
Sibling	264	3.84%
Child	364	5.30%
Grandparent	39	0.57%
Grandchild	24	0.35%
In-Law	38	0.55%
Step-parent	36	0.52%
Step-child	32	0.47%
Step-sibling	4	0.06%
Other Family Member	292	4.25%

Victim Relationship to Offender (Outside of Family)	Total	% of Total
Cohabitant	621	9.04%
Child in Common	420	6.11%
Acquaintance	98	1.43%
Friend	55	0.80%
Neighbor	14	0.20%
Child in Care of Babysitter	2	0.03%
Boyfriend/Girlfriend	1,566	22.79%
Child of Boyfriend/Girlfriend	161	2.34%
Homosexual Relationship	16	0.23%
Ex-Spouse	77	1.12%
Former Boyfriend/Girlfriend	395	5.75%
Former Cohabitant	51	0.74%
Employee	2	0.03%
Employer	4	0.06%
Otherwise Known	77	1.12%
Relationship Unknown	6	0.09%
Victim was Stranger	0	0.00%
Victim was Offender	0	0.00%
Total:	6,872	

WEAPON		
Weapon Used	Total	% of Total
Blunt Object	217	4.76%
Handgun	33	0.72%
Hands/Fist/Feet	3,150	69.03%
Knife/Cutting Inst	66	1.45%
Other Firearm	6	0.13%
Other Weapon	131	2.87%
Unknown	960	21.04%
Total:	4,563	

ADDITIONAL INFO	
Additional Information	Total
Number of Children Present	3,946
Medical Attention Needed	1,188
DV Card Given	5,713
PO In Effect	28

Q1 Total- DV 2018

Date of the Month	Total	% of Total
1st	69	4.71%
2nd	41	2.80%
3rd	49	3.35%
4th	64	4.37%
5th	53	3.62%
6th	40	2.73%
7th	41	2.80%
8th	45	3.07%
9th	46	3.14%
10th	52	3.55%
11th	41	2.80%
12th	43	2.94%
13th	56	3.83%
14th	54	3.69%
15th	52	3.55%
16th	40	2.73%
17th	55	3.76%
18th	48	3.28%
19th	48	3.28%
20th	39	2.66%
21st	47	3.21%
22nd	42	2.87%
23rd	52	3.55%
24th	47	3.21%
25th	45	3.07%
26th	57	3.89%
27th	53	3.62%
28th	45	3.07%
29th	21	1.43%
30th	36	2.46%
31st	43	2.94%
Total:	1,464	

TIME OF DAY	Total	% of Total
0000-0259	192	13.11%
0300-0559	94	6.42%
0600-0859	108	7.38%
0900-1159	157	10.72%
1200-1459	193	13.18%
1500-1759	222	15.16%
1800-2059	243	16.60%
2100-2359	255	17.42%
Total:	1,464	

Offender Age Range	Male	Female	Total	% of Total
Under 18	77	64	141	8.87%
18-24	150	90	240	15.09%
25-34	349	151	500	31.45%
35-44	227	92	319	20.06%
45-54	156	82	238	14.97%
55-64	69	34	103	6.48%
65 over	25	13	38	2.39%
Unknown	7	4	11	0.69%
Total:	1,060	530	1,590	

Offender Race	Male	Female	Total	% of Total
White	807	420	1,227	77.27%
Black / African American	195	74	269	16.94%
Am Indian / Alaska Native	18	12	30	1.89%
Asian	16	10	26	1.64%
Hawaiian/Pac. Islander	5	1	6	0.38%
Unknown	17	13	30	1.89%
Total:	1,058	530	1,588	

Primary Aggressors Arrest Info	Male	Female	Total	% of Total
Primary Aggressors Arrested	539	255	794	56.51%
Primary Aggressors Not Arrested	419	192	611	43.49%
Total:	958	447	1,405	

Mitigating Circumstances for Primary Aggressor Not Being Arrested	Male	Female	Total	% of Total
Aggressor undetermined	126	71	197	31.77%
Gone upon arrival	113	34	147	23.71%
No evidence of injury	111	45	156	25.16%
Not reported within 24 hours	14	2	16	2.58%
Other	22	17	39	6.29%
Unknown	37	28	65	10.48%
Total:	423	197	620	

Other Persons Involved Arrest Information	Male	Female	Total	% of Total
Other Persons Involved Arrested	5	2	7	35.00%
Other Persons Involved Not Arrested	5	8	13	65.00%
Total	10	10	20	

Victim Age Range	Male	Female	Total	% of Total
Under 18	35	53	88	5.07%
18-24	83	229	312	17.97%
25-34	142	347	489	28.17%
35-44	105	279	384	22.12%
45-54	85	155	240	13.82%
55-64	61	75	136	7.83%
65 over	33	51	84	4.84%
Unknown	2	1	3	0.17%
Total:	546	1,190	1,736	

Victim Race	Male	Female	Total	% of Total
White	423	954	1,377	79.37%
Black / African American	79	155	234	13.49%
Am Indian / Alaska Native	12	15	27	1.56%
Asian	10	30	40	2.31%
Hawaiian/Pac. Islander	2	5	7	0.40%
Unknown	20	30	50	2.88%
Total:	546	1,189	1,735	

Victim Relationship to Offender (Within Family)	Total	% of Total
Spouse	217	14.16%
Common - Law Spouse	2	0.13%
Parent	278	18.13%
Sibling	24	1.57%
Child	87	5.88%
Grandparent	4	0.26%
Grandchild	0	0.00%
In-Law	5	0.33%
Step-parent	5	0.33%
Step-child	5	0.33%
Step-sibling	0	0.00%
Other Family Member	90	5.87%

Victim Relationship to Offender (Outside of Family)	Total	% of Total
Cohabitant	160	10.44%
Child in Common	102	6.65%
Acquaintance	1	0.07%
Friend	1	0.07%
Neighbor	0	0.00%
Child in Care of Babysitter	0	0.00%
Boyfriend/Girlfriend	376	24.53%
Child of Boyfriend/Girlfriend	28	1.83%
Homosexual Relationship	5	0.33%
Ex-Spouse	12	0.78%
Former Boyfriend/Girlfriend	79	5.15%
Former Cohabitant	4	0.26%
Employee	0	0.00%
Employer	0	0.00%
Otherwise Known	46	3.00%
Relationship Unknown	2	0.13%
Victim was Stranger	0	0.00%
Victim was Offender	0	0.00%
Total:	1,533	

WEAPON	Total	% of Total
Blunt Object	34	3.37%
Handgun	17	1.69%
Hands/Fist/Feet	704	69.84%
Knife/Cutting Inst	18	1.79%
Other Firearm	0	0.00%
Other Weapon	34	3.37%
Unknown	201	19.94%
Total:	1,008	

ADDITIONAL INFO	Total
Number of Children Present	850
Medical Attention Needed	254
DV Card Given	1,214
PO in Effect	1

Date of the Month	Total	% of Total
1st	59	3.51%
2nd	49	2.91%
3rd	52	3.09%
4th	46	2.73%
5th	55	3.27%
6th	50	2.97%
7th	54	3.21%
8th	72	4.28%
9th	63	3.74%
10th	53	3.15%
11th	48	2.85%
12th	66	3.92%
13th	63	3.74%
14th	46	2.73%
15th	58	3.45%
16th	52	3.09%
17th	54	3.21%
18th	45	2.67%
19th	48	2.85%
20th	50	2.97%
21st	61	3.62%
22nd	58	3.45%
23rd	54	3.21%
24th	68	4.04%
25th	48	2.85%
26th	67	3.98%
27th	60	3.57%
28th	51	3.03%
29th	47	2.79%
30th	64	3.80%
31st	22	1.31%
Total:	1,683	

TIME OF DAY	Total	% of Total
0000-0259	213	12.67%
0300-0559	83	4.94%
0600-0859	118	7.02%
0900-1159	147	8.74%
1200-1459	192	11.42%
1500-1759	270	16.06%
1800-2059	339	20.17%
2100-2359	319	18.98%
Total:	1,681	

Offender Age Range	Male	Female	Total	% of Total
Under 18	63	65	128	7.27%
18-24	208	128	336	19.08%
25-34	376	175	551	31.29%
35-44	238	116	354	20.10%
45-54	135	82	217	12.32%
55-64	91	40	131	7.44%
65 over	28	7	35	1.99%
Unknown	5	4	9	0.51%
Total:	1,144	617	1,761	

Offender Race	Male	Female	Total	% of Total
White	832	483	1,315	74.67%
Black / African American	222	82	304	17.26%
Am Indian / Alaska Native	23	14	37	2.10%
Asian	30	19	49	2.78%
Hawaiian/Pac. Islander	6	3	9	0.51%
Unknown	31	16	47	2.67%
Total:	1,144	617	1,761	

Primary Aggressors Arrest Info	Male	Female	Total	% of Total
Primary Aggressors Arrested	724	390	1,114	59.80%
Primary Aggressors Not Arrested	508	241	749	40.20%
Total:	1,232	631	1,863	

Mitigating Circumstances for Primary Aggressor Not Being Arrested	Male	Female	Total	% of Total
Aggressor undetermined	125	99	224	29.87%
Gone upon arrival	134	33	167	22.27%
No evidence of injury	103	57	160	21.33%
Not reported within 24 hours	22	4	26	3.47%
Other	35	12	47	6.27%
Unknown	89	37	126	16.80%
Total:	508	242	750	

Other Persons Involved Arrest Information	Male	Female	Total	% of Total
Other Persons Involved Arrested	8	2	10	33.33%
Other Persons Involved Not Arrested	8	12	20	66.67%
Total	16	14	30	

Victim Age Range	Male	Female	Total	% of Total
Under 18	53	61	114	5.73%
18-24	105	264	369	18.53%
25-34	171	423	594	29.83%
35-44	116	268	384	19.29%
45-54	97	172	269	13.51%
55-64	98	87	185	9.29%
65 over	28	42	70	3.52%
Unknown	3	3	6	0.30%
Total:	671	1,320	1,991	

Victim Race	Male	Female	Total	% of Total
White	541	1,035	1,576	79.20%
Black / African American	86	196	282	14.17%
Am Indian / Alaska Native	13	21	34	1.71%
Asian	16	33	49	2.46%
Hawaiian/Pac. Islander	1	5	6	0.30%
Unknown	14	29	43	2.16%
Total:	671	1,319	1,990	

Victim Relationship to Offender (Within Family)	Total	% of Total
Spouse	246	13.99%
Common - Law Spouse	1	0.06%
Parent	316	17.97%
Sibling	73	4.15%
Child	97	5.52%
Grandparent	10	0.57%
Grandchild	4	0.23%
In-Law	7	0.40%
Step-parent	12	0.68%
Step-child	7	0.40%
Step-sibling	1	0.06%
Other Family Member	77	4.38%

Victim Relationship to Offender (Outside of Family)	Total	% of Total
Cohabitant	148	8.42%
Child in Common	104	5.92%
Acquaintance	38	2.16%
Friend	17	0.97%
Neighbor	4	0.23%
Child in Care of Babysitter	1	0.06%
Boyfriend/Girlfriend	413	23.49%
Child of Boyfriend/Girlfriend	36	2.05%
Homosexual Relationship	6	0.34%
Ex-Spouse	23	1.31%
Former Boyfriend/Girlfriend	105	5.97%
Former Cohabitant	5	0.28%
Employee	0	0.00%
Employer	3	0.17%
Otherwise Known	4	0.23%
Relationship Unknown	0	0.00%
Victim was Stranger	0	0.00%
Victim was Offender	0	0.00%
Total:	1,758	

WEAPON	Total	% of Total
Blunt Object	69	6.01%
Handgun	7	0.61%
Hands/Fist/Feet	750	65.33%
Knife/Cutting Inst	16	1.39%
Other Firearm	1	0.09%
Other Weapon	34	2.96%
Unknown	271	23.61%
Total:	1,148	

ADDITIONAL INFO	Total
Number of Children Present	986
Medical Attention Needed	559
DV Card Given	1,461
PO in Effect	6

Q3 Total- DV 2018

Date of the Month	Total	% of Total
1st	61	3.32%
2nd	60	3.27%
3rd	60	3.27%
4th	71	3.87%
5th	66	3.59%
6th	58	3.16%
7th	61	3.32%
8th	67	3.65%
9th	65	3.54%
10th	47	2.56%
11th	56	3.05%
12th	53	2.89%
13th	51	2.78%
14th	62	3.38%
15th	63	3.43%
16th	58	3.16%
17th	63	3.43%
18th	75	4.08%
19th	63	3.43%
20th	59	3.21%
21st	55	3.00%
22nd	74	4.03%
23rd	57	3.10%
24th	53	2.89%
25th	58	3.16%
26th	59	3.21%
27th	52	2.83%
28th	55	3.00%
29th	60	3.27%
30th	59	3.21%
31st	35	1.91%
Total:	1,836	

TIME OF DAY	Total	% of Total
0000-0259	198	10.78%
0300-0559	116	6.32%
0600-0859	118	6.43%
0900-1159	179	9.75%
1200-1459	223	12.15%
1500-1759	287	15.63%
1800-2059	352	19.17%
2100-2359	363	19.77%
Total:	1,836	

Offender Age Range	Male	Female	Total	% of Total
Under 18	87	78	165	8.63%
18-24	203	132	335	17.51%
25-34	401	186	587	30.68%
35-44	291	104	395	20.65%
45-54	178	83	261	13.64%
55-64	81	37	118	6.17%
65 over	26	18	44	2.30%
Unknown	7	1	8	0.42%
Total:	1,274	639	1,913	

Offender Race	Male	Female	Total	% of Total
White	970	496	1,466	76.63%
Black / African American	220	104	324	16.94%
Am Indian / Alaska Native	18	8	26	1.36%
Asian	24	16	40	2.09%
Hawaiian/Pac. Islander	6	2	8	0.42%
Unknown	36	13	49	2.56%
Total:	1,274	639	1,913	

Primary Aggressors Arrest Info	Male	Female	Total	% of Total
Primary Aggressors Arrested	601	316	917	52.28%
Primary Aggressors Not Arrested	562	275	837	47.72%
Total:	1,163	591	1,754	

Mitigating Circumstances for Primary Aggressor Not Being Arrested	Male	Female	Total	% of Total
Aggressor undetermined	125	106	231	27.66%
Gone upon arrival	145	36	181	21.68%
No evidence of injury	139	56	195	23.35%
Not reported within 24 hours	28	7	35	4.19%
Other	37	9	46	5.51%
Unknown	87	60	147	17.60%
Total:	561	274	835	

Other Persons Involved Arrest Information	Male	Female	Total	% of Total
Other Persons Involved Arrested	5	1	6	46.15%
Other Persons Involved Not Arrested	2	5	7	53.85%
Total	7	6	13	

Victim Age Range	Male	Female	Total	% of Total
Under 18	62	74	136	6.24%
18-24	113	265	378	17.35%
25-34	167	444	611	28.04%
35-44	150	319	469	21.52%
45-54	123	207	330	15.14%
55-64	71	98	169	7.76%
65 over	38	43	81	3.72%
Unknown	1	4	5	0.23%
Total:	725	1,454	2,179	

Victim Race	Male	Female	Total	% of Total
White	563	1,166	1,729	79.35%
Black / African American	117	188	305	14.00%
Am Indian / Alaska Native	5	22	27	1.24%
Asian	7	29	36	1.65%
Hawaiian/Pac. Islander	5	7	12	0.55%
Unknown	28	42	70	3.21%
Total:	725	1,454	2,179	

Victim Relationship to Offender (Within Family)	Total	% of Total
Spouse	283	15.00%
Common - Law Spouse	3	0.16%
Parent	337	17.86%
Sibling	80	4.24%
Child	92	4.88%
Grandparent	10	0.53%
Grandchild	9	0.48%
In-Law	10	0.53%
Step-parent	8	0.42%
Step-child	16	0.85%
Step-sibling	2	0.11%
Other Family Member	74	3.92%

Victim Relationship to Offender (Outside of Family)	Total	% of Total
Cohabitant	171	9.06%
Child in Common	115	6.09%
Acquaintance	37	1.96%
Friend	16	0.85%
Neighbor	6	0.32%
Child in Care of Babysitter	0	0.00%
Boyfriend/Girlfriend	428	22.68%
Child of Boyfriend/Girlfriend	23	1.22%
Homosexual Relationship	0	0.00%
Ex-Spouse	20	1.06%
Former Boyfriend/Girlfriend	104	5.51%
Former Cohabitant	30	1.59%
Employee	1	0.05%
Employer	0	0.00%
Otherwise Known	10	0.53%
Relationship Unknown	2	0.11%
Victim was Stranger	0	0.00%
Victim was Offender	0	0.00%
Total:	1,887	

WEAPON	Total	% of Total
Blunt Object	57	4.37%
Handgun	6	0.46%
Hands/Fist/Feet	919	70.48%
Knife/Cutting Inst	18	1.38%
Other Firearm	2	0.15%
Other Weapon	31	2.38%
Unknown	271	20.78%
Total:	1,304	

ADDITIONAL INFO	Total
Number of Children Present	1,094
Medical Attention Needed	217
DV Card Given	1,502
PO in Effect	9

Q4 Total- DV 2018

Date of the Month	Total	% of Total
1st	46	2.86%
2nd	58	3.60%
3rd	56	3.48%
4th	48	2.98%
5th	46	2.86%
6th	52	3.23%
7th	40	2.48%
8th	50	3.10%
9th	51	3.17%
10th	70	4.35%
11th	48	2.98%
12th	33	2.05%
13th	44	2.73%
14th	63	3.91%
15th	48	2.98%
16th	56	3.48%
17th	54	3.35%
18th	54	3.35%
19th	51	3.17%
20th	45	2.79%
21st	67	4.16%
22nd	67	4.16%
23rd	60	3.72%
24th	60	3.72%
25th	52	3.23%
26th	48	2.98%
27th	60	3.72%
28th	65	4.03%
29th	43	2.67%
30th	43	2.67%
31st	33	2.05%
Total:	1,611	

TIME OF DAY		
Time of Day	Total	% of Total
0000-0259	188	11.70%
0300-0559	86	5.35%
0600-0859	122	7.59%
0900-1159	147	9.15%
1200-1459	194	12.07%
1500-1759	269	16.74%
1800-2059	309	19.23%
2100-2359	292	18.17%
Total:	1,607	

Offender Age Range	Male	Female	Total	% of Total
Under 18	107	64	171	10.06%
18-24	168	123	291	17.12%
25-34	311	170	481	28.29%
35-44	251	123	374	22.00%
45-54	155	82	237	13.94%
55-64	79	29	108	6.35%
65 over	19	12	31	1.82%
Unknown	4	3	7	0.41%
Total:	1,094	606	1,700	

Offender Race	Male	Female	Total	% of Total
White	807	477	1,284	75.53%
Black / African American	219	87	306	18.00%
Am Indian / Alaska Native	11	9	20	1.18%
Asian	23	23	46	2.71%
Hawaiian/Pac. Islander	2	2	4	0.24%
Unknown	32	8	40	2.35%
Total:	1,094	606	1,700	

Primary Aggressors Arrest Info	Male	Female	Total	% of Total
Primary Aggressors Arrested	563	306	869	52.86%
Primary Aggressors Not Arrested	492	283	775	47.14%
Total:	1,055	589	1,644	

Mitigating Circumstances for Primary Aggressor Not Being Arrested	Male	Female	Total	% of Total
Aggressor undetermined	101	98	199	25.68%
Gone upon arrival	124	29	153	19.74%
No evidence of injury	93	57	150	19.35%
Not reported within 24 hours	25	5	30	3.87%
Other	22	15	37	4.77%
Unknown	128	78	206	26.58%
Total:	493	282	775	

Other Persons Involved Arrest Information	Male	Female	Total	% of Total
Other Persons Involved Arrested	3	0	3	37.50%
Other Persons Involved Not Arrested	2	3	5	62.50%
Total	5	3	8	

Victim Age Range	Male	Female	Total	% of Total
Under 18	58	81	139	7.00%
18-24	97	233	330	16.62%
25-34	166	398	564	28.41%
35-44	144	310	454	22.87%
45-54	88	179	267	13.45%
55-64	79	86	165	8.31%
65 over	30	34	64	3.22%
Unknown	0	2	2	0.10%
Total:	662	1,323	1,985	

Victim Race	Male	Female	Total	% of Total
White	522	1,048	1,570	79.09%
Black / African American	100	185	285	14.36%
Am Indian / Alaska Native	9	15	24	1.21%
Asian	11	40	51	2.57%
Hawaiian/Pac. Islander	2	1	3	0.15%
Unknown	18	34	52	2.62%
Total:	662	1,323	1,985	

Victim Relationship to Offender (Within Family)	Total	% of Total
Spouse	214	12.63%
Common - Law Spouse	5	0.30%
Parent	312	18.42%
Sibling	87	5.14%
Child	88	5.19%
Grandparent	15	0.89%
Grandchild	11	0.65%
In-Law	16	0.94%
Step-parent	11	0.65%
Step-child	4	0.24%
Step-sibling	1	0.06%
Other Family Member	51	3.01%

Victim Relationship to Offender (Outside of Family)	Total	% of Total
Cohabitant	142	8.38%
Child in Common	99	5.84%
Acquaintance	22	1.30%
Friend	21	1.24%
Neighbor	4	0.24%
Child in Care of Babysitter	1	0.06%
Boyfriend/Girlfriend	349	20.60%
Child of Boyfriend/Girlfriend	74	4.37%
Homosexual Relationship	5	0.30%
Ex-Spouse	22	1.30%
Former Boyfriend/Girlfriend	107	6.32%
Former Cohabitant	12	0.71%
Employee	1	0.06%
Employer	1	0.06%
Otherwise Known	17	1.00%
Relationship Unknown	2	0.12%
Victim was Stranger	0	0.00%
Victim was Offender	0	0.00%
Total:	1,694	

WEAPON		
Weapon Used	Total	% of Total
Blunt Object	57	5.17%
Handgun	3	0.27%
Hands/Fist/Feet	777	70.44%
Knife/Cutting Inst	14	1.27%
Other Firearm	3	0.27%
Other Weapon	32	2.90%
Unknown	217	19.67%
Total:	1,103	

ADDITIONAL INFO	
Additional Information	Total
Number of Children Present	1,016
Medical Attention Needed	158
DV Card Given	1,536
PO in Effect	12

Date of the Month		% of Total
1st	Total	
1st	5	6.76%
2nd	1	1.35%
3rd	3	4.05%
4th	2	2.70%
5th	3	4.05%
6th	1	1.35%
7th	3	4.05%
8th	7	9.46%
9th	1	1.35%
10th	6	8.11%
11th	0	0.00%
12th	1	1.35%
13th	3	4.05%
14th	3	4.05%
15th	3	4.05%
16th	0	0.00%
17th	2	2.70%
18th	5	6.76%
19th	0	0.00%
20th	5	6.76%
21st	1	1.35%
22nd	1	1.35%
23rd	1	1.35%
24th	3	4.05%
25th	1	1.35%
26th	6	8.11%
27th	2	2.70%
28th	2	2.70%
29th	0	0.00%
30th	1	1.35%
31st	2	2.70%
Total:	74	

TIME OF DAY		% of Total
Time of Day	Total	
0000-0259	4	5.41%
0300-0559	3	4.05%
0600-0859	6	8.11%
0900-1159	11	14.86%
1200-1459	5	6.76%
1500-1759	4	5.41%
1800-2059	18	24.32%
2100-2359	23	31.08%
Total:	74	

Offender Age Range				% of Total
Male	Female	Total		
Under 18	4	2	6	8.00%
18-24	6	2	8	10.67%
25-34	15	3	18	24.00%
35-44	19	5	24	32.00%
45-54	8	2	10	13.33%
55-64	4	3	7	9.33%
65 over	2	0	2	2.67%
Unknown	0	0	0	0.00%
Total:	58	17	75	

Offender Race				% of Total
Male	Female	Total		
White	56	15	71	94.67%
Black / African American	2	1	3	4.00%
Am Indian / Alaska Native	0	1	1	1.33%
Asian	0	0	0	0.00%
Hawaiian/Pac. Islander	0	0	0	0.00%
Unknown	0	0	0	0.00%
Total:	58	17	75	

Primary Aggressors Arrest Info				% of Total
Male	Female	Total		
Primary Aggressors Arrested	38	18	56	74.67%
Primary Aggressors Not Arrested	17	2	19	25.33%
Total:	55	20	75	

Mitigating Circumstances for Primary Aggressor Not Being Arrested				% of Total
Male	Female	Total		
Aggressor undetermined	0	1	1	5.26%
Gone upon arrival	8	1	9	47.37%
No evidence of injury	3	0	3	15.79%
Not reported within 24 hours	2	0	2	10.53%
Other	4	0	4	21.05%
Unknown	0	0	0	0.00%
Total:	17	2	19	

Other Persons Involved Arrest Information				% of Total
Male	Female	Total		
Other Persons Involved Arrested	0	0	0	0.00%
Other Persons Involved Not Arrested	10	16	26	100.00%
Total	10	16	26	

Victim Age Range				% of Total
Male	Female	Total		
Under 18	3	0	3	3.90%
18-24	3	5	8	10.39%
25-34	4	17	21	27.27%
35-44	3	19	22	28.57%
45-54	5	5	10	12.99%
55-64	5	4	9	11.69%
65 over	1	3	4	5.19%
Unknown	0	0	0	0.00%
Total:	24	53	77	

Victim Race				% of Total
Male	Female	Total		
White	22	49	71	92.21%
Black / African American	1	2	3	3.90%
Am Indian / Alaska Native	1	1	2	2.60%
Asian	0	1	1	1.30%
Hawaiian/Pac. Islander	0	0	0	0.00%
Unknown	0	0	0	0.00%
Total:	24	53	77	

Victim Relationship to Offender (Within Family)		Total	% of Total
Spouse	13	16.88%	
Common - Law Spouse	0	0.00%	
Parent	9	11.69%	
Sibling	4	5.19%	
Child	1	1.30%	
Grandparent	1	1.30%	
Grandchild	0	0.00%	
In-Law	1	1.30%	
Step-parent	2	2.60%	
Step-child	0	0.00%	
Step-sibling	0	0.00%	
Other Family Member	0	0.00%	

Victim Relationship to Offender (Outside of Family)		Total	% of Total
Cohabitant	0	0.00%	
Child in Common	1	1.30%	
Acquaintance	0	0.00%	
Friend	0	0.00%	
Neighbor	0	0.00%	
Child in Care of Babysitter	0	0.00%	
Boyfriend/Girlfriend	33	42.86%	
Child of Boyfriend/Girlfriend	3	3.90%	
Homosexual Relationship	1	1.30%	
Ex-Spouse	1	1.30%	
Former Boyfriend/Girlfriend	6	7.79%	
Former Cohabitant	0	0.00%	
Employee	0	0.00%	
Employer	0	0.00%	
Otherwise Known	1	1.30%	
Relationship Unknown	0	0.00%	
Victim was Stranger	0	0.00%	
Victim was Offender	0	0.00%	
Total:	77		

WEAPON		
Weapon Used	Total	% of Total
Blunt Object	3	3.90%
Handgun	0	0.00%
Hands/Fist/Feet	70	90.91%
Knife/Cutting Inst	1	1.30%
Other Firearm	0	0.00%
Other Weapon	3	3.90%
Unknown	0	0.00%
Total:	77	

ADDITIONAL INFO		
Additional Information	Total	% of Total
Number of Children Present	23	
Medical Attention Needed	18	
DV Card Given	20	
PO in Effect	2	

Date of the Month	Total	% of Total
1st	0	0.00%
2nd	0	0.00%
3rd	0	0.00%
4th	0	0.00%
5th	0	0.00%
6th	0	0.00%
7th	0	0.00%
8th	0	0.00%
9th	0	0.00%
10th	0	0.00%
11th	0	0.00%
12th	0	0.00%
13th	0	0.00%
14th	0	0.00%
15th	0	0.00%
16th	0	0.00%
17th	0	0.00%
18th	0	0.00%
19th	0	0.00%
20th	0	0.00%
21st	0	0.00%
22nd	0	0.00%
23rd	0	0.00%
24th	0	0.00%
25th	0	0.00%
26th	0	0.00%
27th	0	0.00%
28th	0	0.00%
29th	0	0.00%
30th	0	0.00%
31st	1	100.00%
Total:	1	

Time of Day	Total	% of Total
0000-0259	0	0.00%
0300-0559	0	0.00%
0600-0859	0	0.00%
0900-1159	0	0.00%
1200-1459	0	0.00%
1500-1759	1	100.00%
1800-2059	0	0.00%
2100-2359	0	0.00%
Total:	1	

Offender Age Range	Male	Female	Total	% of Total
Under 18	0	1	1	50.00%
18-24	1	0	1	50.00%
25-34	0	0	0	0.00%
35-44	0	0	0	0.00%
45-54	0	0	0	0.00%
55-64	0	0	0	0.00%
65 over	0	0	0	0.00%
Unknown	0	0	0	0.00%
Total:	1	1	2	

Offender Race	Male	Female	Total	% of Total
White	0	0	0	0.00%
Black / African American	1	0	1	50.00%
Am Indian / Alaska Native	0	0	0	0.00%
Asian	0	1	1	50.00%
Hawaiian/Pac. Islander	0	0	0	0.00%
Unknown	0	0	0	0.00%
Total:	1	1	2	

Primary Aggressors Arrest Info	Male	Female	Total	% of Total
Primary Aggressors Arrested	1	1	2	100.00%
Primary Aggressors Not Arrested	0	0	0	0.00%
Total:	1	1	2	

Mitigating Circumstances for Primary Aggressor Not Being Arrested	Male	Female	Total	% of Total
Aggressor undetermined	0	0	0	0.00%
Gone upon arrival	0	0	0	0.00%
No evidence of injury	0	0	0	0.00%
Not reported within 24 hours	0	0	0	0.00%
Other	0	0	0	0.00%
Unknown	0	0	0	0.00%
Total:	0	0	0	

Other Persons Involved Arrest Information	Male	Female	Total	% of Total
Other Persons Involved Arrested	0	0	0	0.00%
Other Persons Involved Not Arrested	0	0	0	0.00%
Total	0	0	0	

Victim Age Range	Male	Female	Total	% of Total
Under 18	0	1	1	50.00%
18-24	1	0	1	50.00%
25-34	0	0	0	0.00%
35-44	0	0	0	0.00%
45-54	0	0	0	0.00%
55-64	0	0	0	0.00%
65 over	0	0	0	0.00%
Unknown	0	0	0	0.00%
Total:	1	1	2	

Victim Race	Male	Female	Total	% of Total
White	0	0	0	0.00%
Black / African American	1	0	1	50.00%
Am Indian / Alaska Native	0	0	0	0.00%
Asian	0	1	1	50.00%
Hawaiian/Pac. Islander	0	0	0	0.00%
Unknown	0	0	0	0.00%
Total:	1	1	2	

Victim Relationship to Offender (Within Family)	Total	% of Total
Spouse	0	0.00%
Common - Law Spouse	0	0.00%
Parent	0	0.00%
Sibling	0	0.00%
Child	0	0.00%
Grandparent	0	0.00%
Grandchild	0	0.00%
In-Law	0	0.00%
Step-parent	0	0.00%
Step-child	0	0.00%
Step-sibling	0	0.00%
Other Family Member	0	0.00%

Victim Relationship to Offender (Outside of Family)	Total	% of Total
Cohabitant	0	0.00%
Child in Common	0	0.00%
Acquaintance	0	0.00%
Friend	0	0.00%
Neighbor	0	0.00%
Child in Care of Babysitter	0	0.00%
Boyfriend/Girlfriend	1	100.00%
Child of Boyfriend/Girlfriend	0	0.00%
Homosexual Relationship	0	0.00%
Ex-Spouse	0	0.00%
Former Boyfriend/Girlfriend	0	0.00%
Former Cohabitant	0	0.00%
Employee	0	0.00%
Employer	0	0.00%
Otherwise Known	0	0.00%
Relationship Unknown	0	0.00%
Victim was Stranger	0	0.00%
Victim was Offender	0	0.00%
Total:	1	

WEAPON		
Weapon Used	Total	% of Total
Blunt Object	0	0.00%
Handgun	0	0.00%
Hands/Fist/Feet	1	100.00%
Knife/Cutting Inst	0	0.00%
Other Firearm	0	0.00%
Other Weapon	0	0.00%
Unknown	0	0.00%
Total:	1	

ADDITIONAL INFO		
Additional Information	Total	% of Total
Number of Children Present	0	0.00%
Medical Attention Needed	0	0.00%
DV Card Given	0	0.00%
PO in Effect	0	0.00%

Henderson PD TOTAL- DV 2018

Date of the Month	Total	% of Total
1st	77	3.37%
2nd	74	3.24%
3rd	70	3.06%
4th	75	3.28%
5th	84	3.68%
6th	73	3.19%
7th	74	3.24%
8th	64	2.80%
9th	88	3.85%
10th	73	3.19%
11th	71	3.11%
12th	73	3.19%
13th	74	3.24%
14th	85	3.72%
15th	77	3.37%
16th	76	3.33%
17th	76	3.33%
18th	87	3.81%
19th	78	3.41%
20th	62	2.71%
21st	71	3.11%
22nd	78	3.41%
23rd	74	3.24%
24th	76	3.33%
25th	64	2.80%
26th	72	3.15%
27th	89	3.89%
28th	72	3.15%
29th	60	2.63%
30th	80	3.50%
31st	38	1.66%
Total:	2,285	

TIME OF DAY	Total	% of Total
0000-0259	269	11.77%
0300-0559	126	5.51%
0600-0859	158	6.91%
0900-1159	245	10.72%
1200-1459	296	12.95%
1500-1759	383	16.76%
1800-2059	426	18.64%
2100-2359	382	16.72%
Total:	2,285	

Offender Age Range	Male	Female	Total	% of Total
Under 18	157	133	290	10.20%
18-24	288	177	465	16.35%
25-34	541	278	819	28.80%
35-44	423	171	594	20.89%
45-54	251	147	398	13.99%
55-64	121	66	187	6.58%
65 over	46	26	72	2.53%
Unknown	13	6	19	0.67%
Total:	1,840	1,004	2,844	

Offender Race	Male	Female	Total	% of Total
White	1,243	704	1,947	68.46%
Black / African American	479	227	706	24.82%
Am Indian / Alaska Native	8	9	17	0.60%
Asian	47	38	85	2.99%
Hawaiian/Pac. Islander	5	5	10	0.35%
Unknown	58	21	79	2.78%
Total:	1,840	1,004	2,844	

Primary Aggressors Arrest Info	Male	Female	Total	% of Total
Primary Aggressors Arrested	1,112	666	1,778	100.00%
Primary Aggressors Not Arrested	0	0	0	0.00%
Total:	1,112	666	1,778	

Mitigating Circumstances for Primary Aggressor Not Being Arrested	Male	Female	Total	% of Total
Aggressor undetermined	0	0	0	0.00%
Gone upon arrival	0	0	0	0.00%
No evidence of injury	0	0	0	0.00%
Not reported within 24 hours	0	0	0	0.00%
Other	0	0	0	0.00%
Unknown	0	0	0	0.00%
Total:	0	0	0	

Other Persons Involved Arrest Information	Male	Female	Total	% of Total
Other Persons Involved Arrested	0	0	0	0.00%
Other Persons Involved Not Arrested	0	0	0	0.00%
Total:	0	0	0	

Victim Age Range	Male	Female	Total	% of Total
Under 18	64	96	160	5.59%
18-24	145	329	474	16.57%
25-34	211	531	742	25.94%
35-44	191	437	628	21.96%
45-54	173	271	444	15.52%
55-64	127	132	259	9.06%
65 over	61	83	144	5.03%
Unknown	5	4	9	0.31%
Total:	977	1,883	2,860	

Victim Race	Male	Female	Total	% of Total
White	725	1,328	2,053	71.78%
Black / African American	191	444	635	22.20%
Am Indian / Alaska Native	6	9	15	0.52%
Asian	22	53	75	2.62%
Hawaiian/Pac. Islander	3	9	12	0.42%
Unknown	30	40	70	2.45%
Total:	977	1,883	2,860	

Victim Relationship to Offender (Within Family)	Total	% of Total
Spouse	297	12.62%
Common - Law Spouse	2	0.08%
Parent	913	38.80%
Sibling	121	5.14%
Child	187	7.95%
Grandparent	23	0.98%
Grandchild	18	0.76%
In-Law	15	0.64%
Step-parent	23	0.98%
Step-child	22	0.93%
Step-sibling	3	0.13%
Other Family Member	73	3.10%

Victim Relationship to Offender (Outside of Family)	Total	% of Total
Cohabitant	0	0.00%
Child in Common	0	0.00%
Acquaintance	97	4.12%
Friend	50	2.12%
Neighbor	14	0.59%
Child in Care of Babysitter	2	0.08%
Boyfriend/Girlfriend	195	8.29%
Child of Boyfriend/Girlfriend	94	3.99%
Homosexual Relationship	1	0.04%
Ex-Spouse	31	1.32%
Former Boyfriend/Girlfriend	93	3.95%
Former Cohabitant	0	0.00%
Employee	2	0.08%
Employer	4	0.17%
Otherwise Known	73	3.10%
Relationship Unknown	0	0.00%
Victim was Stranger	0	0.00%
Victim was Offender	0	0.00%
Total:	2,353	

WEAPON		% of Total
Blunt Object	54	17.88%
Handgun	4	1.32%
Hands/Fist/Feet	148	49.01%
Knife/Cutting Inst	16	5.30%
Other Firearm	1	0.33%
Other Weapon	15	4.97%
Unknown	64	21.19%
Total:	302	

ADDITIONAL INFO		Total
Number of Children Present	1,562	
Medical Attention Needed	0	
DV Card Given	1,453	
PO in Effect	0	

Date of the Month	Totals	% of Total
1st	1	2.94%
2nd	2	5.88%
3rd	3	8.82%
4th	4	11.76%
5th	2	5.88%
6th	3	8.82%
7th	1	2.94%
8th	1	2.94%
9th	0	0.00%
10th	2	5.88%
11th	0	0.00%
12th	0	0.00%
13th	0	0.00%
14th	0	0.00%
15th	2	5.88%
16th	0	0.00%
17th	1	2.94%
18th	1	2.94%
19th	0	0.00%
20th	2	5.88%
21st	0	0.00%
22nd	0	0.00%
23rd	2	5.88%
24th	4	11.76%
25th	0	0.00%
26th	1	2.94%
27th	2	5.88%
28th	0	0.00%
29th	0	0.00%
30th	0	0.00%
31st	0	0.00%
Total:	34	

Time of Day	Totals	% of Total
0000-0259	5	14.71%
0300-0559	3	8.82%
0600-0859	0	0.00%
0900-1159	6	17.65%
1200-1459	3	8.82%
1500-1759	5	14.71%
1800-2059	4	11.76%
2100-2359	8	23.53%
Total:	34	

Offender Age Range	Male	Female	Total	% of Total
Under 18	0	2	2	5.88%
18-24	5	1	6	17.65%
25-34	10	5	15	44.12%
35-44	1	2	3	8.82%
45-54	7	0	7	20.59%
55-64	0	1	1	2.94%
65 over	0	0	0	0.00%
Unknown	0	0	0	0.00%
Total:	23	11	34	

Offender Race	Male	Female	Total	% of Total
White	21	10	31	91.18%
Black / African American	0	1	1	2.94%
Am Indian / Alaska Native	1	0	1	2.94%
Asian	0	0	0	0.00%
Hawaiian/Pac. Islander	0	0	0	0.00%
Unknown	1	0	1	2.94%
Total:	23	11	34	

Primary Aggressors Arrest Info	Male	Female	Total	% of Total
Primary Aggressors Arrested	4	5	9	26.47%
Primary Aggressors Not Arrested	19	6	25	73.53%
Total:	23	11	34	

Mitigating Circumstances for Primary Aggressor Not Being Arrested	Male	Female	Total	% of Total
Aggressor undetermined	10	4	14	56.00%
Gone upon arrival	3	1	4	16.00%
No evidence of injury	1	0	1	4.00%
Not reported within 24 hours	0	0	0	0.00%
Other	5	1	6	24.00%
Unknown	0	0	0	0.00%
Total:	19	6	25	

Other Persons Involved Arrest Information	Male	Female	Total	% of Total
Other Persons Involved Arrested	0	0	0	0.00%
Other Persons Involved Not Arrested	0	0	0	0.00%
Total:	0	0	0	

Victim Age Range	Male	Female	Total	% of Total
Under 18	1	1	2	5.71%
18-24	1	6	7	20.00%
25-34	5	6	11	31.43%
35-44	3	4	7	20.00%
45-54	2	4	6	17.14%
55-64	0	1	1	2.86%
65 over	1	0	1	2.86%
Unknown	0	0	0	0.00%
Total:	13	22	35	

Victim Race	Male	Female	Total	% of Total
White	11	22	33	94.29%
Black / African American	1	0	1	2.86%
Am Indian / Alaska Native	1	0	1	2.86%
Asian	0	0	0	0.00%
Hawaiian/Pac. Islander	0	0	0	0.00%
Unknown	0	0	0	0.00%
Total:	13	22	35	

Victim Relationship to Offender (Within Family)	Total	% of Total
Spouse	8	25.81%
Common - Law Spouse	0	0.00%
Parent	2	6.45%
Sibling	1	3.23%
Child	0	0.00%
Grandparent	0	0.00%
Grandchild	0	0.00%
In-Law	0	0.00%
Step-parent	0	0.00%
Step-child	0	0.00%
Step-sibling	0	0.00%
Other Family Member	0	0.00%

Victim Relationship to Offender (Outside of Family)	Total	% of Total
Cohabitant	1	3.23%
Child in Common	4	12.90%
Acquaintance	0	0.00%
Friend	0	0.00%
Neighbor	0	0.00%
Child in Care of Babysitter	0	0.00%
Boyfriend/Girlfriend	11	35.48%
Child of Boyfriend/Girlfriend	0	0.00%
Homosexual Relationship	1	3.23%
Ex-Spouse	0	0.00%
Former Boyfriend/Girlfriend	2	6.45%
Former Cohabitant	0	0.00%
Employee	0	0.00%
Employer	0	0.00%
Otherwise Known	0	0.00%
Relationship Unknown	1	3.23%
Victim was Stranger	0	0.00%
Victim was Offender	0	0.00%
Total:	31	

Weapon Used	Totals	% of Total
Blunt Object	4	11.76%
Handgun	1	2.94%
Hands/Fist/Feet	17	50.00%
Knife/Cutting Inst	1	2.94%
Other Firearm	0	0.00%
Other Weapon	1	2.94%
Unknown	10	29.41%
Total:	34	

Additional Information	Totals
Number of Children Present	9
Medical Attention Needed	0
DV Card Given	0
PO in Effect	0

Date of the Month	Total	% of Total
1st	6	6.67%
2nd	3	3.33%
3rd	1	1.11%
4th	2	2.22%
5th	5	5.56%
6th	3	3.33%
7th	3	3.33%
8th	4	4.44%
9th	3	3.33%
10th	3	3.33%
11th	6	6.67%
12th	3	3.33%
13th	2	2.22%
14th	2	2.22%
15th	5	5.56%
16th	2	2.22%
17th	7	7.78%
18th	4	4.44%
19th	0	0.00%
20th	1	1.11%
21st	2	2.22%
22nd	5	5.56%
23rd	2	2.22%
24th	1	1.11%
25th	1	1.11%
26th	4	4.44%
27th	4	4.44%
28th	3	3.33%
29th	0	0.00%
30th	3	3.33%
31st	0	0.00%
Total:	90	

TIME OF DAY	Total	% of Total
0000-0259	8	8.89%
0300-0559	2	2.22%
0600-0859	6	6.67%
0900-1159	4	4.44%
1200-1459	14	15.56%
1500-1759	15	16.67%
1800-2059	24	26.67%
2100-2359	17	18.89%
Total:	90	

Offender Age Range	Male	Female	Total	% of Total
Under 18	5	2	7	7.00%
18-24	6	3	9	9.00%
25-34	18	7	25	25.00%
35-44	24	9	33	33.00%
45-54	10	6	16	16.00%
55-64	6	4	10	10.00%
65 over	0	0	0	0.00%
Unknown	0	0	0	0.00%
Total:	69	31	100	

Offender Race	Male	Female	Total	% of Total
White	66	29	95	95.00%
Black / African American	2	0	2	2.00%
Am Indian / Alaska Native	0	2	2	2.00%
Asian	0	0	0	0.00%
Hawaiian/Pac. Islander	0	0	0	0.00%
Unknown	1	0	1	1.00%
Total:	69	31	100	

Primary Aggressors Arrest Info	Male	Female	Total	% of Total
Primary Aggressors Arrested	25	14	39	39.00%
Primary Aggressors Not Arrested	45	16	61	61.00%
Total:	70	30	100	

Mitigating Circumstances for Primary Aggressor Not Being Arrested	Male	Female	Total	% of Total
Aggressor undetermined	10	6	16	26.23%
Gone upon arrival	9	2	11	18.03%
No evidence of injury	11	5	16	26.23%
Not reported within 24 hours	7	0	7	11.48%
Other	8	1	9	14.75%
Unknown	0	2	2	3.28%
Total:	45	16	61	

Other Persons Involved Arrest Information	Male	Female	Total	% of Total
Other Persons Involved Arrested	1	0	1	100.00%
Other Persons Involved Not Arrested	0	0	0	0.00%
Total:	1	0	1	

Victim Age Range	Male	Female	Total	% of Total
Under 18	5	7	12	11.21%
18-24	4	7	11	10.28%
25-34	9	25	34	31.78%
35-44	9	19	28	26.17%
45-54	7	5	12	11.21%
55-64	3	5	8	7.48%
65 over	0	1	1	0.93%
Unknown	0	1	1	0.93%
Total:	37	70	107	

Victim Race	Male	Female	Total	% of Total
White	34	68	102	95.33%
Black / African American	1	2	3	2.80%
Am Indian / Alaska Native	1	0	1	0.93%
Asian	0	0	0	0.00%
Hawaiian/Pac. Islander	0	0	0	0.00%
Unknown	1	0	1	0.93%
Total:	37	70	107	

Victim Relationship to Offender (Within Family)	Total	% of Total
Spouse	35	32.71%
Common - Law Spouse	0	0.00%
Parent	9	8.41%
Sibling	9	8.41%
Child	7	6.54%
Grandparent	0	0.00%
Grandchild	0	0.00%
In-Law	3	2.80%
Step-parent	1	0.93%
Step-child	1	0.93%
Step-sibling	0	0.00%
Other Family Member	2	1.87%

Victim Relationship to Offender (Outside of Family)	Total	% of Total
Cohabitant	0	0.00%
Child in Common	1	0.93%
Acquaintance	0	0.00%
Friend	3	2.80%
Neighbor	0	0.00%
Child in Care of Babysitter	0	0.00%
Boyfriend/Girlfriend	27	25.23%
Child of Boyfriend/Girlfriend	1	0.93%
Homosexual Relationship	0	0.00%
Ex-Spouse	0	0.00%
Former Boyfriend/Girlfriend	7	6.54%
Former Cohabitant	0	0.00%
Employee	0	0.00%
Employer	0	0.00%
Otherwise Known	1	0.93%
Relationship Unknown	0	0.00%
Victim was Stranger	0	0.00%
Victim was Offender	0	0.00%
Total:	107	

WEAPON	Total	% of Total
Blunt Object	12	12.24%
Handgun	4	4.08%
Hands/Fist/Feet	68	69.39%
Knife/Cutting Inst	1	1.02%
Other Firearm	1	1.02%
Other Weapon	4	4.08%
Unknown	8	8.16%
Total:	98	

ADDITIONAL INFO	Total
Number of Children Present	93
Medical Attention Needed	14
DV Card Given	52
PO in Effect	2

Date of the Month	Total	% of Total
1st	13	6.34%
2nd	7	3.41%
3rd	2	0.98%
4th	9	4.39%
5th	8	3.90%
6th	7	3.41%
7th	6	2.93%
8th	11	5.37%
9th	4	1.95%
10th	5	2.44%
11th	10	4.88%
12th	5	2.44%
13th	5	2.44%
14th	9	4.39%
15th	6	2.93%
16th	10	4.88%
17th	5	2.44%
18th	14	6.83%
19th	3	1.46%
20th	4	1.95%
21st	6	2.93%
22nd	8	3.90%
23rd	4	1.95%
24th	5	2.44%
25th	7	3.41%
26th	8	3.90%
27th	4	1.95%
28th	7	3.41%
29th	4	1.95%
30th	5	2.44%
31st	4	1.95%
Total:	205	

Time of Day	Total	% of Total
0000-0259	30	14.63%
0300-0559	17	8.29%
0600-0859	9	4.39%
0900-1159	18	8.78%
1200-1459	26	12.68%
1500-1759	26	12.68%
1800-2059	46	22.44%
2100-2359	33	16.10%
Total:	205	

Offender Age Range	Male	Female	Total	% of Total
Under 18	6	4	10	4.69%
18-24	24	20	44	20.66%
25-34	67	16	83	38.97%
35-44	32	16	48	22.54%
45-54	13	6	19	8.92%
55-64	4	2	6	2.82%
65 over	1	0	1	0.47%
Unknown	1	1	2	0.94%
Total:	148	65	213	

Offender Race	Male	Female	Total	% of Total
White	120	57	177	83.10%
Black / African American	11	3	14	6.57%
Am Indian / Alaska Native	13	5	18	8.45%
Asian	1	0	1	0.47%
Hawaiian/Pac. Islander	2	0	2	0.94%
Unknown	1	0	1	0.47%
Total:	148	65	213	

Primary Aggressors Arrest Info	Male	Female	Total	% of Total
Primary Aggressors Arrested	56	23	79	37.62%
Primary Aggressors Not Arrested	91	40	131	62.38%
Total:	147	63	210	

Mitigating Circumstances for Primary Aggressor Not Being Arrested	Male	Female	Total	% of Total
Aggressor undetermined	28	18	46	34.85%
Gone upon arrival	21	3	24	18.18%
No evidence of injury	33	11	44	33.33%
Not reported within 24 hours	2	1	3	2.27%
Other	7	8	15	11.36%
Unknown	0	0	0	0.00%
Total:	91	41	132	

Other Persons Involved Arrest Information	Male	Female	Total	% of Total
Other Persons Involved Arrested	0	0	0	0.00%
Other Persons Involved Not Arrested	0	0	0	0.00%
Total	0	0	0	

Victim Age Range	Male	Female	Total	% of Total
Under 18	6	9	15	7.18%
18-24	8	37	45	21.53%
25-34	23	53	76	36.36%
35-44	11	30	41	19.62%
45-54	4	15	19	9.09%
55-64	1	6	7	3.35%
65 over	4	2	6	2.87%
Unknown	0	0	0	0.00%
Total:	57	152	209	

Victim Race	Male	Female	Total	% of Total
White	49	128	177	85.10%
Black / African American	3	7	10	4.81%
Am Indian / Alaska Native	4	11	15	7.21%
Asian	0	4	4	1.92%
Hawaiian/Pac. Islander	0	1	1	0.48%
Unknown	1	0	1	0.48%
Total:	57	151	208	

Victim Relationship to Offender (Within Family)	Total	% of Total
Spouse	47	22.60%
Common - Law Spouse	2	0.96%
Parent	16	7.69%
Sibling	13	6.25%
Child	12	5.77%
Grandparent	3	1.44%
Grandchild	3	1.44%
In-Law	0	0.00%
Step-parent	0	0.00%
Step-child	1	0.48%
Step-sibling	0	0.00%
Other Family Member	5	2.40%

Victim Relationship to Offender (Outside of Family)	Total	% of Total
Cohabitant	1	0.48%
Child in Common	0	0.00%
Acquaintance	0	0.00%
Friend	0	0.00%
Neighbor	0	0.00%
Child in Care of Babysitter	0	0.00%
Boyfriend/Girlfriend	85	40.87%
Child of Boyfriend/Girlfriend	0	0.00%
Homosexual Relationship	0	0.00%
Ex-Spouse	1	0.48%
Former Boyfriend/Girlfriend	18	8.65%
Former Cohabitant	0	0.00%
Employee	0	0.00%
Employer	0	0.00%
Otherwise Known	1	0.48%
Relationship Unknown	0	0.00%
Victim was Stranger	0	0.00%
Victim was Offender	0	0.00%
Total:	208	

WEAPON	Total	% of Total
Blunt Object	24	11.59%
Handgun	13	6.28%
Hands/Fist/Feet	162	78.26%
Knife/Cutting Inst	0	0.00%
Other Firearm	1	0.48%
Other Weapon	7	3.38%
Unknown	0	0.00%
Total:	207	

ADDITIONAL INFO	Total
Number of Children Present	99
Medical Attention Needed	139
DV Card Given	115
PO in Effect	3

Date of the Month	Total	% of Total
1st	2	2.94%
2nd	2	2.94%
3rd	2	2.94%
4th	1	1.47%
5th	2	2.94%
6th	3	4.41%
7th	2	2.94%
8th	6	8.82%
9th	2	2.94%
10th	3	4.41%
11th	2	2.94%
12th	1	1.47%
13th	3	4.41%
14th	2	2.94%
15th	1	1.47%
16th	3	4.41%
17th	1	1.47%
18th	2	2.94%
19th	1	1.47%
20th	0	0.00%
21st	4	5.88%
22nd	4	5.88%
23rd	4	5.88%
24th	3	4.41%
25th	0	0.00%
26th	1	1.47%
27th	1	1.47%
28th	3	4.41%
29th	1	1.47%
30th	3	4.41%
31st	3	4.41%
Total:	68	

Time of Day	Total	% of Total
0000-0259	11	16.18%
0300-0559	10	14.71%
0600-0859	9	13.24%
0900-1159	4	5.88%
1200-1459	6	8.82%
1500-1759	7	10.29%
1800-2059	10	14.71%
2100-2359	11	16.18%
Total:	68	

Offender Age Range	Male	Female	Total	% of Total
Under 18	1	1	2	2.63%
18-24	11	4	15	19.74%
25-34	14	10	24	31.58%
35-44	17	5	22	28.95%
45-54	7	4	11	14.47%
55-64	1	0	1	1.32%
65 over	1	0	1	1.32%
Unknown	0	0	0	0.00%
Total:	52	24	76	

Offender Race	Male	Female	Total	% of Total
White	44	21	65	85.53%
Black / African American	1	2	3	3.95%
Am Indian / Alaska Native	4	1	5	6.58%
Asian	1	0	1	1.32%
Hawaiian/Pac. Islander	1	0	1	1.32%
Unknown	1	0	1	1.32%
Total:	52	24	76	

Primary Aggressors Arrest Info	Male	Female	Total	% of Total
Primary Aggressors Arrested	19	7	26	39.39%
Primary Aggressors Not Arrested	31	9	40	60.61%
Total:	50	16	66	

Mitigating Circumstances for Primary Aggressor Not Being Arrested	Male	Female	Total	% of Total
Aggressor undetermined	9	11	20	40.00%
Gone upon arrival	14	1	15	30.00%
No evidence of injury	4	0	4	8.00%
Not reported within 24 hours	3	0	3	6.00%
Other	5	2	7	14.00%
Unknown	1	0	1	2.00%
Total:	36	14	50	

Other Persons Involved Arrest Information	Male	Female	Total	% of Total
Other Persons Involved Arrested	0	0	0	#DIV/0!
Other Persons Involved Not Arrested	0	0	0	#DIV/0!
Total	0	0	0	

Victim Age Range	Male	Female	Total	% of Total
Under 18	0	2	2	2.56%
18-24	1	6	7	8.97%
25-34	8	24	32	41.03%
35-44	4	15	19	24.36%
45-54	5	5	10	12.82%
55-64	0	3	3	3.85%
65 over	5	0	5	6.41%
Unknown	0	0	0	0.00%
Total:	23	55	78	

Victim Race	Male	Female	Total	% of Total
White	19	49	68	87.18%
Black / African American	1	1	2	2.56%
Am Indian / Alaska Native	2	2	4	5.13%
Asian	1	1	2	2.56%
Hawaiian/Pac. Islander	0	1	1	1.28%
Unknown	0	1	1	1.28%
Total:	23	55	78	

Victim Relationship to Offender (Within Family)	Total	% of Total
Spouse	9	11.84%
Common - Law Spouse	0	0.00%
Parent	8	10.53%
Sibling	5	6.58%
Child	4	5.26%
Grandparent	0	0.00%
Grandchild	0	0.00%
In-Law	0	0.00%
Step-parent	1	1.32%
Step-child	0	0.00%
Step-sibling	0	0.00%
Other Family Member	1	1.32%

Victim Relationship to Offender (Outside of Family)	Total	% of Total
Cohabitant	6	7.89%
Child in Common	9	11.84%
Acquaintance	0	0.00%
Friend	0	0.00%
Neighbor	0	0.00%
Child in Care of Babysitter	0	0.00%
Boyfriend/Girlfriend	29	38.16%
Child of Boyfriend/Girlfriend	0	0.00%
Homosexual Relationship	2	2.63%
Ex-Spouse	0	0.00%
Former Boyfriend/Girlfriend	1	1.32%
Former Cohabitant	0	0.00%
Employee	0	0.00%
Employer	0	0.00%
Otherwise Known	1	1.32%
Relationship Unknown	0	0.00%
Victim was Stranger	0	0.00%
Victim was Offender	0	0.00%
Total:	76	

Weapon Used	Total	% of Total
Blunt Object	2	2.60%
Handgun	0	0.00%
Hands/Fist/Feet	73	94.81%
Knife/Cutting Inst	0	0.00%
Other Firearm	0	0.00%
Other Weapon	0	0.00%
Unknown	2	2.60%
Total:	77	

Additional Information	Total
Number of Children Present	9
Medical Attention Needed	4
DV Card Given	44
PO in Effect	0

Esmeralda County SO TOTAL- DV 2018

Date of the Month	Total	% of Total
1st	1	16.67%
2nd	0	0.00%
3rd	0	0.00%
4th	1	16.67%
5th	1	16.67%
6th	0	0.00%
7th	0	0.00%
8th	0	0.00%
9th	0	0.00%
10th	0	0.00%
11th	0	0.00%
12th	0	0.00%
13th	0	0.00%
14th	0	0.00%
15th	0	0.00%
16th	1	16.67%
17th	0	0.00%
18th	0	0.00%
19th	0	0.00%
20th	0	0.00%
21st	0	0.00%
22nd	0	0.00%
23rd	0	0.00%
24th	1	16.67%
25th	1	16.67%
26th	0	0.00%
27th	0	0.00%
28th	0	0.00%
29th	0	0.00%
30th	0	0.00%
31st	0	0.00%
Total:	6	

TIME OF DAY	Total	% of Total
0000-0259	2	33.33%
0300-0559	0	0.00%
0600-0859	0	0.00%
0900-1159	0	0.00%
1200-1459	0	0.00%
1500-1759	1	16.67%
1800-2059	1	16.67%
2100-2359	2	33.33%
Total:	6	

Offender Age Range	Male	Female	Total	% of Total
Under 18	0	0	0	0.00%
18-24	0	0	0	0.00%
25-34	1	0	1	16.67%
35-44	2	0	2	33.33%
45-54	1	1	2	33.33%
55-64	1	0	1	16.67%
65 over	0	0	0	0.00%
Unknown	0	0	0	0.00%
Total:	5	1	6	

Offender Race	Male	Female	Total	% of Total
White	5	1	6	100.00%
Black / African American	0	0	0	0.00%
Am Indian / Alaska Native	0	0	0	0.00%
Asian	0	0	0	0.00%
Hawaiian/Pac. Islander	0	0	0	0.00%
Unknown	0	0	0	0.00%
Total:	5	1	6	

Primary Aggressors Arrest Info	Male	Female	Total	% of Total
Primary Aggressors Arrested	4	0	4	66.67%
Primary Aggressors Not Arrested	1	1	2	33.33%
Total:	5	1	6	

Mitigating Circumstances for Primary Aggressor Not Being Arrested	Male	Female	Total	% of Total
Aggressor undetermined	0	0	0	0.00%
Gone upon arrival	0	1	1	50.00%
No evidence of injury	1	0	1	50.00%
Not reported within 24 hours	0	0	0	0.00%
Other	0	0	0	0.00%
Unknown	0	0	0	0.00%
Total:	1	1	2	

Other Persons Involved Arrest Information	Male	Female	Total	% of Total
Other Persons Involved Arrested	0	0	0	0.00%
Other Persons Involved Not Arrested	0	1	1	100.00%
Total:	0	1	1	

Victim Age Range	Male	Female	Total	% of Total
Under 18	0	0	0	0.00%
18-24	0	1	1	16.67%
25-34	0	1	1	16.67%
35-44	0	1	1	16.67%
45-54	0	1	1	16.67%
55-64	1	1	2	33.33%
65 over	0	0	0	0.00%
Unknown	0	0	0	0.00%
Total:	1	5	6	

Victim Race	Male	Female	Total	% of Total
White	1	5	6	100.00%
Black / African American	0	0	0	0.00%
Am Indian / Alaska Native	0	0	0	0.00%
Asian	0	0	0	0.00%
Hawaiian/Pac. Islander	0	0	0	0.00%
Unknown	0	0	0	0.00%
Total:	1	5	6	

Victim Relationship to Offender (Within Family)	Total	% of Total
Spouse	0	0.00%
Common - Law Spouse	0	0.00%
Parent	0	0.00%
Sibling	0	0.00%
Child	0	0.00%
Grandparent	0	0.00%
Grandchild	0	0.00%
In-Law	0	0.00%
Step-parent	0	0.00%
Step-child	0	0.00%
Step-sibling	0	0.00%
Other Family Member	0	0.00%

Victim Relationship to Offender (Outside of Family)	Total	% of Total
Cohabitant	0	0.00%
Child in Common	0	0.00%
Acquaintance	0	0.00%
Friend	0	0.00%
Neighbor	0	0.00%
Child in Care of Babysitter	0	0.00%
Boyfriend/Girlfriend	3	100.00%
Child of Boyfriend/Girlfriend	0	0.00%
Homosexual Relationship	0	0.00%
Ex-Spouse	0	0.00%
Former Boyfriend/Girlfriend	0	0.00%
Former Cohabitant	0	0.00%
Employee	0	0.00%
Employer	0	0.00%
Otherwise Known	0	0.00%
Relationship Unknown	0	0.00%
Victim was Stranger	0	0.00%
Victim was Offender	0	0.00%
Total:	3	

WEAPON	Total	% of Total
Blunt Object	0	0.00%
Handgun	0	0.00%
Hands/Fist/Feet	4	66.67%
Knife/Cutting Inst	0	0.00%
Other Firearm	0	0.00%
Other Weapon	0	0.00%
Unknown	2	33.33%
Total:	6	

ADDITIONAL INFO	Total	% of Total
Number of Children Present	0	0.00%
Medical Attention Needed	0	0.00%
DV Card Given	4	66.67%
PO in Effect	0	0.00%

Date of the Month	Total	% of Total
1st	1	6.25%
2nd	0	0.00%
3rd	0	0.00%
4th	0	0.00%
5th	0	0.00%
6th	0	0.00%
7th	0	0.00%
8th	0	0.00%
9th	0	0.00%
10th	1	6.25%
11th	1	6.25%
12th	0	0.00%
13th	1	6.25%
14th	0	0.00%
15th	0	0.00%
16th	0	0.00%
17th	0	0.00%
18th	1	6.25%
19th	0	0.00%
20th	0	0.00%
21st	1	6.25%
22nd	1	6.25%
23rd	0	0.00%
24th	2	12.50%
25th	1	6.25%
26th	2	12.50%
27th	1	6.25%
28th	1	6.25%
29th	2	12.50%
30th	0	0.00%
31st	0	0.00%
Total:	16	

TIME OF DAY

Time of Day	Total	% of Total
0000-0259	3	18.75%
0300-0559	1	6.25%
0600-0859	2	12.50%
0900-1159	0	0.00%
1200-1459	4	25.00%
1500-1759	2	12.50%
1800-2059	2	12.50%
2100-2359	2	12.50%
Total:	16	

Offender Age Range	Male	Female	Total	% of Total
Under 18	0	1	1	5.88%
18-24	2	2	4	23.53%
25-34	3	2	5	29.41%
35-44	1	1	2	11.76%
45-54	2	0	2	11.76%
55-64	1	0	1	5.88%
65 over	1	1	2	11.76%
Unknown	0	0	0	0.00%
Total:	10	7	17	

Offender Race	Male	Female	Total	% of Total
White	9	7	16	94.12%
Black / African American	1	0	1	5.88%
Am Indian / Alaska Native	0	0	0	0.00%
Asian	0	0	0	0.00%
Hawaiian/Pac. Islander	0	0	0	0.00%
Unknown	0	0	0	0.00%
Total:	10	7	17	

Primary Aggressors Arrest Info	Male	Female	Total	% of Total
Primary Aggressors Arrested	6	3	9	56.25%
Primary Aggressors Not Arrested	4	3	7	43.75%
Total:	10	6	16	

Mitigating Circumstances for Primary Aggressor Not Being Arrested	Male	Female	Total	% of Total
Aggressor undetermined	3	1	4	57.14%
Gone upon arrival	0	0	0	0.00%
No evidence of injury	1	1	2	28.57%
Not reported within 24 hours	0	0	0	0.00%
Other	0	1	1	14.29%
Unknown	0	0	0	0.00%
Total:	4	3	7	

Other Persons Involved Arrest Information	Male	Female	Total	% of Total
Other Persons Involved Arrested	0	0	0	0.00%
Other Persons Involved Not Arrested	0	0	0	0.00%
Total:	0	0	0	

Victim Age Range	Male	Female	Total	% of Total
Under 18	0	0	0	0.00%
18-24	1	2	3	17.65%
25-34	5	4	9	52.94%
35-44	0	0	0	0.00%
45-54	1	2	3	17.65%
55-64	0	2	2	11.76%
65 over	0	0	0	0.00%
Unknown	0	0	0	0.00%
Total:	7	10	17	

Victim Race	Male	Female	Total	% of Total
White	7	10	17	100.00%
Black / African American	0	0	0	0.00%
Am Indian / Alaska Native	0	0	0	0.00%
Asian	0	0	0	0.00%
Hawaiian/Pac. Islander	0	0	0	0.00%
Unknown	0	0	0	0.00%
Total:	7	10	17	

Victim Relationship to Offender (Within Family)	Total	% of Total
Spouse	3	20.00%
Common - Law Spouse	1	6.67%
Parent	4	26.67%
Sibling	1	6.67%
Child	0	0.00%
Grandparent	0	0.00%
Grandchild	0	0.00%
In-Law	0	0.00%
Step-parent	0	0.00%
Step-child	0	0.00%
Step-sibling	0	0.00%
Other Family Member	0	0.00%

Victim Relationship to Offender (Outside of Family)	Total	% of Total
Cohabitant	1	6.67%
Child in Common	0	0.00%
Acquaintance	0	0.00%
Friend	0	0.00%
Neighbor	0	0.00%
Child in Care of Babysitter	0	0.00%
Boyfriend/Girlfriend	5	33.33%
Child of Boyfriend/Girlfriend	0	0.00%
Homosexual Relationship	0	0.00%
Ex-Spouse	0	0.00%
Former Boyfriend/Girlfriend	0	0.00%
Former Cohabitant	0	0.00%
Employee	0	0.00%
Employer	0	0.00%
Otherwise Known	0	0.00%
Relationship Unknown	0	0.00%
Victim was Stranger	0	0.00%
Victim was Offender	0	0.00%
Total:	15	

WEAPON	Total	% of Total
Blunt Object	1	6.67%
Handgun	0	0.00%
Hands/Fist/Feet	14	93.33%
Knife/Cutting Inst	0	0.00%
Other Firearm	0	0.00%
Other Weapon	0	0.00%
Unknown	0	0.00%
Total:	15	

ADDITIONAL INFO	Total
Number of Children Present	3
Medical Attention Needed	2
DV Card Given	8
PO in Effect	0

Date of the Month	Total	% of Total
1st	2	1.75%
2nd	5	4.39%
3rd	2	1.75%
4th	6	5.26%
5th	3	2.63%
6th	2	1.75%
7th	1	0.88%
8th	6	5.26%
9th	3	2.63%
10th	4	3.51%
11th	3	2.63%
12th	4	3.51%
13th	4	3.51%
14th	2	1.75%
15th	6	5.26%
16th	3	2.63%
17th	6	5.26%
18th	2	1.75%
19th	0	0.00%
20th	6	5.26%
21st	5	4.39%
22nd	7	6.14%
23rd	5	4.39%
24th	4	3.51%
25th	0	0.00%
26th	7	6.14%
27th	4	3.51%
28th	6	5.26%
29th	1	0.88%
30th	1	0.88%
31st	4	3.51%
Total:	114	

TIME OF DAY	Total	% of Total
0000-0259	8	7.02%
0300-0559	11	9.65%
0600-0859	7	6.14%
0900-1159	12	10.53%
1200-1459	13	11.40%
1500-1759	20	17.54%
1800-2059	20	17.54%
2100-2359	23	20.18%
Total:	114	

Offender Age Range	Male	Female	Total	% of Total
Under 18	2	0	2	1.75%
18-24	14	8	22	19.30%
25-34	35	10	45	39.47%
35-44	12	0	12	10.53%
45-54	18	4	22	19.30%
55-64	4	3	7	6.14%
65 over	3	0	3	2.63%
Unknown	1	0	1	0.88%
Total:	89	25	114	

Offender Race	Male	Female	Total	% of Total
White	84	24	108	94.74%
Black / African American	2	1	3	2.63%
Am Indian / Alaska Native	3	0	3	2.63%
Asian	0	0	0	0.00%
Hawaiian/Pac. Islander	0	0	0	0.00%
Unknown	0	0	0	0.00%
Total:	89	25	114	

Primary Aggressors Arrest Info	Male	Female	Total	% of Total
Primary Aggressors Arrested	29	13	42	37.50%
Primary Aggressors Not Arrested	55	15	70	62.50%
Total:	84	28	112	

Mitigating Circumstances for Primary Aggressor Not Being Arrested	Male	Female	Total	% of Total
Aggressor undetermined	20	9	29	41.43%
Gone upon arrival	18	4	22	31.43%
No evidence of injury	16	1	17	24.29%
Not reported within 24 hours	1	0	1	1.43%
Other	0	1	1	1.43%
Unknown	0	0	0	0.00%
Total:	55	15	70	

Other Persons Involved Arrest Information	Male	Female	Total	% of Total
Other Persons Involved Arrested	0	0	0	0.00%
Other Persons Involved Not Arrested	0	0	0	0.00%
Total	0	0	0	

Victim Age Range	Male	Female	Total	% of Total
Under 18	2	3	5	4.35%
18-24	5	15	20	17.39%
25-34	8	45	53	46.09%
35-44	1	20	21	18.26%
45-54	6	8	14	12.17%
55-64	0	1	1	0.87%
65 over	0	0	0	0.00%
Unknown	0	1	1	0.87%
Total:	22	93	115	

Victim Race	Male	Female	Total	% of Total
White	21	90	111	96.52%
Black / African American	0	0	0	0.00%
Am Indian / Alaska Native	0	3	3	2.61%
Asian	0	0	0	0.00%
Hawaiian/Pac. Islander	0	0	0	0.00%
Unknown	1	0	1	0.87%
Total:	22	93	115	

Victim Relationship to Offender (Within Family)	Total	% of Total
Spouse	18	17.31%
Common - Law Spouse	1	0.96%
Parent	5	4.81%
Sibling	7	6.73%
Child	1	0.96%
Grandparent	0	0.00%
Grandchild	0	0.00%
In-Law	3	2.88%
Step-parent	0	0.00%
Step-child	0	0.00%
Step-sibling	0	0.00%
Other Family Member	0	0.00%

Victim Relationship to Offender (Outside of Family)	Total	% of Total
Cohabitant	1	0.96%
Child in Common	2	1.92%
Acquaintance	1	0.96%
Friend	0	0.00%
Neighbor	0	0.00%
Child in Care of Babysitter	0	0.00%
Boyfriend/Girlfriend	42	40.38%
Child of Boyfriend/Girlfriend	5	4.81%
Homosexual Relationship	0	0.00%
Ex-Spouse	6	5.77%
Former Boyfriend/Girlfriend	12	11.54%
Former Cohabitant	0	0.00%
Employee	0	0.00%
Employer	0	0.00%
Otherwise Known	0	0.00%
Relationship Unknown	0	0.00%
Victim was Stranger	0	0.00%
Victim was Offender	0	0.00%
Total:	104	

WEAPON	Total	% of Total
Blunt Object	1	0.88%
Handgun	1	0.88%
Hands/Fist/Feet	111	97.37%
Knife/Cutting Inst	0	0.00%
Other Firearm	1	0.88%
Other Weapon	0	0.00%
Unknown	0	0.00%
Total:	114	

ADDITIONAL INFO	Total
Number of Children Present	61
Medical Attention Needed	0
DV Card Given	26
PO in Effect	0

Date of the Month	Total	% of Total
1st	3	5.36%
2nd	2	3.57%
3rd	3	5.36%
4th	1	1.79%
5th	4	7.14%
6th	2	3.57%
7th	2	3.57%
8th	3	5.36%
9th	0	0.00%
10th	4	7.14%
11th	1	1.79%
12th	3	5.36%
13th	2	3.57%
14th	1	1.79%
15th	4	7.14%
16th	1	1.79%
17th	1	1.79%
18th	2	3.57%
19th	3	5.36%
20th	2	3.57%
21st	3	5.36%
22nd	1	1.79%
23rd	3	5.36%
24th	0	0.00%
25th	0	0.00%
26th	2	3.57%
27th	0	0.00%
28th	1	1.79%
29th	1	1.79%
30th	0	0.00%
31st	1	1.79%
Total:	56	

TIME OF DAY	Total	% of Total
0000-0259	3	5.45%
0300-0559	0	0.00%
0600-0859	3	5.45%
0900-1159	5	9.09%
1200-1459	9	16.36%
1500-1759	8	14.55%
1800-2059	14	25.45%
2100-2359	13	23.64%
Total:	55	

Offender Age Range	Male	Female	Total	% of Total
Under 18	4	1	5	7.94%
18-24	7	5	12	19.05%
25-34	11	4	15	23.81%
35-44	9	10	19	30.16%
45-54	7	2	9	14.29%
55-64	1	1	2	3.17%
65 over	0	0	0	0.00%
Unknown	0	1	1	1.59%
Total:	39	24	63	

Offender Race	Male	Female	Total	% of Total
White	35	20	55	87.30%
Black / African American	0	0	0	0.00%
Am Indian / Alaska Native	3	4	7	11.11%
Asian	0	0	0	0.00%
Hawaiian/Pac. Islander	0	0	0	0.00%
Unknown	1	0	1	1.59%
Total:	39	24	63	

Primary Aggressors Arrest Info	Male	Female	Total	% of Total
Primary Aggressors Arrested	26	11	37	60.66%
Primary Aggressors Not Arrested	13	11	24	39.34%
Total:	39	22	61	

Mitigating Circumstances for Primary Aggressor Not Being Arrested	Male	Female	Total	% of Total
Aggressor undetermined	1	4	5	20.83%
Gone upon arrival	6	2	8	33.33%
No evidence of injury	2	0	2	8.33%
Not reported within 24 hours	3	2	5	20.83%
Other	1	3	4	16.67%
Unknown	0	0	0	0.00%
Total:	13	11	24	

Other Persons Involved Arrest Information	Male	Female	Total	% of Total
Other Persons Involved Arrested	1	0	1	5.26%
Other Persons Involved Not Arrested	7	11	18	94.74%
Total:	8	11	19	

Victim Age Range	Male	Female	Total	% of Total
Under 18	2	4	6	8.96%
18-24	4	6	10	14.93%
25-34	4	11	15	22.39%
35-44	5	14	19	28.36%
45-54	4	4	8	11.94%
55-64	3	5	8	11.94%
65 over	1	0	1	1.49%
Unknown	0	0	0	0.00%
Total:	23	44	67	

Victim Race	Male	Female	Total	% of Total
White	21	40	61	91.04%
Black / African American	0	0	0	0.00%
Am Indian / Alaska Native	2	4	6	8.96%
Asian	0	0	0	0.00%
Hawaiian/Pac. Islander	0	0	0	0.00%
Unknown	0	0	0	0.00%
Total:	23	44	67	

Victim Relationship to Offender (Within Family)	Total	% of Total
Spouse	15	23.08%
Common - Law Spouse	3	4.62%
Parent	4	6.15%
Sibling	5	7.69%
Child	1	1.54%
Grandparent	2	3.08%
Grandchild	1	1.54%
In-Law	2	3.08%
Step-parent	0	0.00%
Step-child	2	3.08%
Step-sibling	0	0.00%
Other Family Member	2	3.08%

Victim Relationship to Offender (Outside of Family)	Total	% of Total
Cohabitant	7	10.77%
Child in Common	5	7.69%
Acquaintance	0	0.00%
Friend	1	1.54%
Neighbor	0	0.00%
Child in Care of Babysitter	0	0.00%
Boyfriend/Girlfriend	12	18.46%
Child of Boyfriend/Girlfriend	0	0.00%
Homosexual Relationship	1	1.54%
Ex-Spouse	0	0.00%
Former Boyfriend/Girlfriend	1	1.54%
Former Cohabitant	0	0.00%
Employee	0	0.00%
Employer	0	0.00%
Otherwise Known	0	0.00%
Relationship Unknown	1	1.54%
Victim was Stranger	0	0.00%
Victim was Offender	0	0.00%
Total:	65	

WEAPON	Total	% of Total
Blunt Object	2	3.28%
Handgun	0	0.00%
Hands/Fist/Feet	51	83.61%
Knife/Cutting Inst	1	1.64%
Other Firearm	0	0.00%
Other Weapon	5	8.20%
Unknown	2	3.28%
Total:	61	

ADDITIONAL INFO	Total
Number of Children Present	32
Medical Attention Needed	0
DV Card Given	47
PO in Effect	0

Date of the Month	Total	% of Total
1st	1	2.08%
2nd	1	2.08%
3rd	2	4.17%
4th	1	2.08%
5th	1	2.08%
6th	1	2.08%
7th	3	6.25%
8th	0	0.00%
9th	2	4.17%
10th	1	2.08%
11th	1	2.08%
12th	0	0.00%
13th	2	4.17%
14th	1	2.08%
15th	4	8.33%
16th	2	4.17%
17th	4	8.33%
18th	2	4.17%
19th	3	6.25%
20th	1	2.08%
21st	2	4.17%
22nd	1	2.08%
23rd	0	0.00%
24th	1	2.08%
25th	3	6.25%
26th	1	2.08%
27th	3	6.25%
28th	2	4.17%
29th	1	2.08%
30th	0	0.00%
31st	1	2.08%
Total:	48	

Time of Day	Total	% of Total
0000-0259	7	14.58%
0300-0559	1	2.08%
0600-0859	1	2.08%
0900-1159	6	12.50%
1200-1459	8	16.67%
1500-1759	8	16.67%
1800-2059	8	16.67%
2100-2359	9	18.75%
Total:	48	

Offender Age Range	Male	Female	Total	% of Total
Under 18	0	0	0	0.00%
18-24	3	3	6	11.76%
25-34	9	3	12	23.53%
35-44	4	3	7	13.73%
45-54	9	2	11	21.57%
55-64	7	2	9	17.65%
65 over	0	1	1	1.96%
Unknown	4	1	5	9.80%
Total:	36	15	51	

Offender Race	Male	Female	Total	% of Total
White	24	9	33	67.35%
Black / African American	1	2	3	6.12%
Am Indian / Alaska Native	2	0	2	4.08%
Asian	0	0	0	0.00%
Hawaiian/Pac. Islander	0	0	0	0.00%
Unknown	7	4	11	22.45%
Total:	34	15	49	

Primary Aggressors Arrest Info	Male	Female	Total	% of Total
Primary Aggressors Arrested	17	11	28	57.14%
Primary Aggressors Not Arrested	17	4	21	42.86%
Total:	34	15	49	

Mitigating Circumstances for Primary Aggressor Not Being Arrested	Male	Female	Total	% of Total
Aggressor undetermined	2	0	2	11.11%
Gone upon arrival	3	0	3	16.67%
No evidence of injury	5	1	6	33.33%
Not reported within 24 hours	1	0	1	5.56%
Other	4	0	4	22.22%
Unknown	2	0	2	11.11%
Total:	17	1	18	

Other Persons Involved Arrest Information	Male	Female	Total	% of Total
Other Persons Involved Arrested	1	0	1	100.00%
Other Persons Involved Not Arrested	0	0	0	0.00%
Total	1	0	1	

Victim Age Range	Male	Female	Total	% of Total
Under 18	0	0	0	0.00%
18-24	0	2	2	4.44%
25-34	1	7	8	17.78%
35-44	2	6	8	17.78%
45-54	4	9	13	28.89%
55-64	3	4	7	15.56%
65 over	1	1	2	4.44%
Unknown	1	4	5	11.11%
Total:	12	33	45	

Victim Race	Male	Female	Total	% of Total
White	10	25	35	77.78%
Black / African American	0	0	0	0.00%
Am Indian / Alaska Native	0	1	1	2.22%
Asian	0	0	0	0.00%
Hawaiian/Pac. Islander	0	0	0	0.00%
Unknown	2	7	9	20.00%
Total:	12	33	45	

Victim Relationship to Offender (Within Family)	Total	% of Total
Spouse	8	36.36%
Common - Law Spouse	2	9.09%
Parent	2	9.09%
Sibling	0	0.00%
Child	0	0.00%
Grandparent	0	0.00%
Grandchild	0	0.00%
In-Law	0	0.00%
Step-parent	0	0.00%
Step-child	0	0.00%
Step-sibling	0	0.00%
Other Family Member	0	0.00%

Victim Relationship to Offender (Outside of Family)	Total	% of Total
Cohabitant	0	0.00%
Child in Common	2	9.09%
Acquaintance	0	0.00%
Friend	0	0.00%
Neighbor	0	0.00%
Child in Care of Babysitter	0	0.00%
Boyfriend/Girlfriend	7	31.82%
Child of Boyfriend/Girlfriend	0	0.00%
Homosexual Relationship	0	0.00%
Ex-Spouse	0	0.00%
Former Boyfriend/Girlfriend	0	0.00%
Former Cohabitant	0	0.00%
Employee	0	0.00%
Employer	0	0.00%
Otherwise Known	0	0.00%
Relationship Unknown	1	4.55%
Victim was Stranger	0	0.00%
Victim was Offender	0	0.00%
Total:	22	

Weapon Used	Total	% of Total
Blunt Object	1	2.56%
Handgun	0	0.00%
Hands/Fist/Feet	30	76.92%
Knife/Cutting Inst	0	0.00%
Other Firearm	0	0.00%
Other Weapon	0	0.00%
Unknown	8	20.51%
Total:	39	

Additional Information	Total
Number of Children Present	6
Medical Attention Needed	4
DV Card Given	8
PO in Effect	1

Date of the Month	Total	% of Total
1st	1	4.35%
2nd	0	0.00%
3rd	0	0.00%
4th	0	0.00%
5th	1	4.35%
6th	0	0.00%
7th	1	4.35%
8th	0	0.00%
9th	1	4.35%
10th	2	8.70%
11th	2	8.70%
12th	1	4.35%
13th	0	0.00%
14th	0	0.00%
15th	1	4.35%
16th	0	0.00%
17th	2	8.70%
18th	1	4.35%
19th	1	4.35%
20th	1	4.35%
21st	0	0.00%
22nd	1	4.35%
23rd	0	0.00%
24th	1	4.35%
25th	0	0.00%
26th	1	4.35%
27th	3	13.04%
28th	1	4.35%
29th	1	4.35%
30th	0	0.00%
31st	0	0.00%
Total:	23	

Time of Day	Total	% of Total
0000-0259	5	21.74%
0300-0559	1	4.35%
0600-0859	1	4.35%
0900-1159	0	0.00%
1200-1459	1	4.35%
1500-1759	6	26.09%
1800-2059	3	13.04%
2100-2359	6	26.09%
Total:	23	

Offender Age Range	Male	Female	Total	% of Total
Under 18	0	1	1	4.17%
18-24	1	2	3	12.50%
25-34	8	1	9	37.50%
35-44	1	3	4	16.67%
45-54	2	1	3	12.50%
55-64	1	1	2	8.33%
65 over	2	0	2	8.33%
Unknown	0	0	0	0.00%
Total:	15	9	24	

Offender Race	Male	Female	Total	% of Total
White	15	8	23	95.83%
Black / African American	0	0	0	0.00%
Am Indian / Alaska Native	0	0	0	0.00%
Asian	0	0	0	0.00%
Hawaiian/Pac. Islander	0	0	0	0.00%
Unknown	0	1	1	4.17%
Total:	15	9	24	

Primary Aggressors Arrest Info	Male	Female	Total	% of Total
Primary Aggressors Arrested	10	7	17	70.83%
Primary Aggressors Not Arrested	5	2	7	29.17%
Total:	15	9	24	

Mitigating Circumstances for Primary Aggressor Not Being Arrested	Male	Female	Total	% of Total
Aggressor undetermined	0	0	0	0.00%
Gone upon arrival	1	1	2	28.57%
No evidence of injury	0	0	0	0.00%
Not reported within 24 hours	0	0	0	0.00%
Other	4	1	5	71.43%
Unknown	0	0	0	0.00%
Total:	5	2	7	

Other Persons Involved Arrest Information	Male	Female	Total	% of Total
Other Persons Involved Arrested	1	0	1	100.00%
Other Persons Involved Not Arrested	0	0	0	0.00%
Total	1	0	1	

Victim Age Range	Male	Female	Total	% of Total
Under 18	2	2	4	14.29%
18-24	2	4	6	21.43%
25-34	1	3	4	14.29%
35-44	3	2	5	17.86%
45-54	1	3	4	14.29%
55-64	2	2	4	14.29%
65 over	1	0	1	3.57%
Unknown	0	0	0	0.00%
Total:	12	16	28	

Victim Race	Male	Female	Total	% of Total
White	9	14	23	82.14%
Black / African American	0	0	0	0.00%
Am Indian / Alaska Native	0	0	0	0.00%
Asian	0	0	0	0.00%
Hawaiian/Pac. Islander	2	1	3	10.71%
Unknown	1	1	2	7.14%
Total:	12	16	28	

Victim Relationship to Offender (Within Family)	Total	% of Total
Spouse	5	18.52%
Common - Law Spouse	0	0.00%
Parent	3	11.11%
Sibling	0	0.00%
Child	4	14.81%
Grandparent	0	0.00%
Grandchild	0	0.00%
In-Law	0	0.00%
Step-parent	1	3.70%
Step-child	0	0.00%
Step-sibling	0	0.00%
Other Family Member	0	0.00%

Victim Relationship to Offender (Outside of Family)	Total	% of Total
Cohabitant	1	3.70%
Child in Common	0	0.00%
Acquaintance	0	0.00%
Friend	0	0.00%
Neighbor	0	0.00%
Child in Care of Babysitter	0	0.00%
Boyfriend/Girlfriend	9	33.33%
Child of Boyfriend/Girlfriend	2	7.41%
Homosexual Relationship	0	0.00%
Ex-Spouse	1	3.70%
Former Boyfriend/Girlfriend	1	3.70%
Former Cohabitant	0	0.00%
Employee	0	0.00%
Employer	0	0.00%
Otherwise Known	0	0.00%
Relationship Unknown	0	0.00%
Victim was Stranger	0	0.00%
Victim was Offender	0	0.00%
Total:	27	

Weapon Used	Total	% of Total
Blunt Object	2	8.33%
Handgun	0	0.00%
Hands/Fist/Feet	22	91.67%
Knife/Cutting Inst	0	0.00%
Other Firearm	0	0.00%
Other Weapon	0	0.00%
Unknown	0	0.00%
Total:	24	

Additional Information	Total
Number of Children Present	9
Medical Attention Needed	3
DV Card Given	17
PO in Effect	2

Date of the Month	Total	% of Total
1st	74	3.19%
2nd	76	3.27%
3rd	82	3.53%
4th	82	3.53%
5th	71	3.06%
6th	63	2.71%
7th	74	3.19%
8th	79	3.40%
9th	81	3.49%
10th	79	3.40%
11th	68	2.93%
12th	78	3.36%
13th	75	3.23%
14th	77	3.32%
15th	75	3.23%
16th	60	2.59%
17th	81	3.49%
18th	61	2.63%
19th	79	3.40%
20th	68	2.93%
21st	80	3.45%
22nd	92	3.96%
23rd	79	3.40%
24th	83	3.58%
25th	71	3.06%
26th	90	3.88%
27th	82	3.53%
28th	79	3.40%
29th	63	2.71%
30th	66	2.84%
31st	53	2.28%
Total:	2,321	

TIME OF DAY	Total	% of Total
0000-0259	296	12.78%
0300-0559	140	6.04%
0600-0859	177	7.64%
0900-1159	212	9.15%
1200-1459	279	12.05%
1500-1759	346	14.94%
1800-2059	415	17.92%
2100-2359	451	19.47%
Total:	2,316	

Offender Age Range	Male	Female	Total	% of Total
Under 18	85	59	144	7.51%
18-24	214	151	365	19.04%
25-34	417	203	620	32.34%
35-44	226	125	351	18.31%
45-54	168	88	256	13.35%
55-64	113	31	144	7.51%
65 over	26	11	37	1.93%
Unknown	0	0	0	0.00%
Total:	1,249	668	1,917	

Offender Race	Male	Female	Total	% of Total
White	937	531	1,468	76.58%
Black / African American	236	79	315	16.43%
Am Indian / Alaska Native	15	13	28	1.46%
Asian	22	22	44	2.30%
Hawaiian/Pac. Islander	3	0	3	0.16%
Unknown	36	23	59	3.08%
Total:	1,249	668	1,917	

Primary Aggressors Arrest Info	Male	Female	Total	% of Total
Primary Aggressors Arrested	638	302	940	34.60%
Primary Aggressors Not Arrested	1,173	604	1,777	#DIV/0!
Total:	1,811	906	2,717	

Mitigating Circumstances for Primary Aggressor Not Being Arrested	Male	Female	Total	% of Total
Aggressor undetermined	253	183	436	24.54%
Gone upon arrival	292	75	367	20.65%
No evidence of injury	213	118	331	18.63%
Not reported within 24 hours	39	9	48	2.70%
Other	40	17	57	3.21%
Unknown	336	202	538	30.28%
Total:	1,173	604	1,777	

Other Persons Involved Arrest Information	Male	Female	Total	% of Total
Other Persons Involved Arrested	8	2	10	100.00%
Other Persons Involved Not Arrested	0	0	0	0.00%
Total	8	2	10	

Victim Age Range	Male	Female	Total	% of Total
Under 18	91	91	182	6.54%
18-24	140	378	518	18.81%
25-34	229	590	819	29.42%
35-44	175	389	564	20.26%
45-54	117	253	370	13.29%
55-64	127	122	249	8.94%
65 over	36	46	82	2.95%
Unknown	0	0	0	0.00%
Total:	915	1,869	2,784	

Victim Race	Male	Female	Total	% of Total
White	710	1,512	2,222	79.81%
Black / African American	132	213	345	12.39%
Am Indian / Alaska Native	16	24	40	1.44%
Asian	15	44	59	2.12%
Hawaiian/Pac. Islander	0	2	2	0.07%
Unknown	42	74	116	4.17%
Total:	915	1,869	2,784	

Victim Relationship to Offender (Within Family)	Total	% of Total
Spouse	250	10.67%
Common - Law Spouse	0	0.00%
Parent	119	5.08%
Sibling	0	0.00%
Child	85	3.63%
Grandparent	0	0.00%
Grandchild	0	0.00%
In-Law	0	0.00%
Step-parent	0	0.00%
Step-child	0	0.00%
Step-sibling	0	0.00%
Other Family Member	172	7.34%

Victim Relationship to Offender (Outside of Family)	Total	% of Total
Cohabitant	592	25.26%
Child in Common	295	12.59%
Acquaintance	0	0.00%
Friend	0	0.00%
Neighbor	0	0.00%
Child in Care of Babysitter	0	0.00%
Boyfriend/Girlfriend	580	24.74%
Child of Boyfriend/Girlfriend	54	2.30%
Homosexual Relationship	0	0.00%
Ex-Spouse	24	1.02%
Former Boyfriend/Girlfriend	142	6.06%
Former Cohabitant	31	1.32%
Employee	0	0.00%
Employer	0	0.00%
Otherwise Known	0	0.00%
Relationship Unknown	0	0.00%
Victim was Stranger	0	0.00%
Victim was Offender	0	0.00%
Total:	2,344	

WEAPON	Total	% of Total
Blunt Object	47	2.09%
Handgun	6	0.27%
Hands/Fist/Feet	1,262	56.14%
Knife/Cutting Inst	22	0.98%
Other Firearm	1	0.04%
Other Weapon	57	2.54%
Unknown	853	37.94%
Total:	2,248	

ADDITIONAL INFO	Total
Number of Children Present	1,292
Medical Attention Needed	743
DV Card Given	2,918
PO in Effect	14

Date of the Month	Total	% of Total
1st	0	0.00%
2nd	0	0.00%
3rd	0	0.00%
4th	0	0.00%
5th	0	0.00%
6th	0	0.00%
7th	0	0.00%
8th	0	0.00%
9th	0	0.00%
10th	0	0.00%
11th	0	0.00%
12th	0	0.00%
13th	0	0.00%
14th	0	0.00%
15th	0	0.00%
16th	0	0.00%
17th	0	0.00%
18th	0	0.00%
19th	0	0.00%
20th	0	0.00%
21st	0	0.00%
22nd	0	0.00%
23rd	0	0.00%
24th	0	0.00%
25th	0	0.00%
26th	0	0.00%
27th	0	0.00%
28th	0	0.00%
29th	0	0.00%
30th	0	0.00%
31st	0	0.00%
Total:	0	

Time of Day	Total	% of Total
0000-0259	0	0.00%
0300-0559	0	0.00%
0600-0859	0	0.00%
0900-1159	0	0.00%
1200-1459	0	0.00%
1500-1759	0	0.00%
1800-2059	0	0.00%
2100-2359	0	0.00%
Total:	0	

Offender Age Range	Male	Female	Total	% of Total
Under 18	0	0	0	0.00%
18-24	0	0	0	0.00%
25-34	0	0	0	0.00%
35-44	0	0	0	0.00%
45-54	0	0	0	0.00%
55-64	0	0	0	0.00%
65 over	0	0	0	0.00%
Unknown	0	0	0	0.00%
Total:	0	0	0	

Offender Race	Male	Female	Total	% of Total
White	0	0	0	0.00%
Black / African American	0	0	0	0.00%
Am Indian / Alaska Native	0	0	0	0.00%
Asian	0	0	0	0.00%
Hawaiian/Pac. Islander	0	0	0	0.00%
Unknown	0	0	0	0.00%
Total:	0	0	0	

Primary Aggressors Arrest Info	Male	Female	Total	% of Total
Primary Aggressors Arrested	0	0	0	0.00%
Primary Aggressors Not Arrested	0	0	0	0.00%
Total:	0	0	0	

Mitigating Circumstances for Primary Aggressor Not Being Arrested	Male	Female	Total	% of Total
Aggressor undetermined	0	0	0	0.00%
Gone upon arrival	0	0	0	0.00%
No evidence of injury	0	0	0	0.00%
Not reported within 24 hours	0	0	0	0.00%
Other	0	0	0	0.00%
Unknown	0	0	0	0.00%
Total:	0	0	0	

Other Persons Involved Arrest Information	Male	Female	Total	% of Total
Other Persons Involved Arrested	0	0	0	0.00%
Other Persons Involved Not Arrested	0	0	0	0.00%
Total:	0	0	0	

Victim Age Range	Male	Female	Total	% of Total
Under 18	0	0	0	0.00%
18-24	0	0	0	0.00%
25-34	0	0	0	0.00%
35-44	0	0	0	0.00%
45-54	0	0	0	0.00%
55-64	0	0	0	0.00%
65 over	0	0	0	0.00%
Unknown	0	0	0	0.00%
Total:	0	0	0	

Victim Race	Male	Female	Total	% of Total
White	0	0	0	0.00%
Black / African American	0	0	0	0.00%
Am Indian / Alaska Native	0	0	0	0.00%
Asian	0	0	0	0.00%
Hawaiian/Pac. Islander	0	0	0	0.00%
Unknown	0	0	0	0.00%
Total:	0	0	0	

Victim Relationship to Offender (Within Family)	Total	% of Total
Spouse	0	0.00%
Common - Law Spouse	0	0.00%
Parent	0	0.00%
Sibling	0	0.00%
Child	0	0.00%
Grandparent	0	0.00%
Grandchild	0	0.00%
In-Law	0	0.00%
Step-parent	0	0.00%
Step-child	0	0.00%
Step-sibling	0	0.00%
Other Family Member	0	0.00%

Victim Relationship to Offender (Outside of Family)	Total	% of Total
Cohabitant	0	0.00%
Child in Common	0	0.00%
Acquaintance	0	0.00%
Friend	0	0.00%
Neighbor	0	0.00%
Child in Care of Babysitter	0	0.00%
Boyfriend/Girlfriend	0	0.00%
Child of Boyfriend/Girlfriend	0	0.00%
Homosexual Relationship	0	0.00%
Ex-Spouse	0	0.00%
Former Boyfriend/Girlfriend	0	0.00%
Former Cohabitant	0	0.00%
Employee	0	0.00%
Employer	0	0.00%
Otherwise Known	0	0.00%
Relationship Unknown	0	0.00%
Victim was Stranger	0	0.00%
Victim was Offender	0	0.00%
Total:	0	

Weapon Used	Total	% of Total
Blunt Object	0	0.00%
Handgun	0	0.00%
Hands/Fist/Feet	0	0.00%
Knife/Cutting Inst	0	0.00%
Other Firearm	0	0.00%
Other Weapon	0	0.00%
Unknown	0	0.00%
Total:	0	

Additional Information	Total
Number of Children Present	0
Medical Attention Needed	0
DV Card Given	0
PO in Effect	0

Sparks PD TOTAL- DV 2018

Date of the Month	Total	% of Total
1st	42	3.92%
2nd	30	2.80%
3rd	41	3.83%
4th	42	3.92%
5th	28	2.61%
6th	34	3.17%
7th	22	2.05%
8th	36	3.36%
9th	37	3.45%
10th	33	3.08%
11th	23	2.15%
12th	24	2.24%
13th	34	3.17%
14th	34	3.17%
15th	30	2.80%
16th	42	3.92%
17th	35	3.27%
18th	31	2.89%
19th	37	3.45%
20th	33	3.08%
21st	46	4.30%
22nd	38	3.55%
23rd	42	3.92%
24th	40	3.73%
25th	46	4.30%
26th	32	2.99%
27th	28	2.61%
28th	32	2.99%
29th	37	3.45%
30th	41	3.83%
31st	21	1.96%
Total:	1,071	

Time of Day	Total	% of Total
0000-0259	118	11.02%
0300-0559	53	4.95%
0600-0859	80	7.47%
0900-1159	92	8.59%
1200-1459	120	11.20%
1500-1759	175	16.34%
1800-2059	222	20.73%
2100-2359	211	19.70%
Total:	1,071	

Offender Age Range	Male	Female	Total	% of Total
Under 18	53	62	115	9.24%
18-24	128	90	218	17.51%
25-34	255	128	383	30.76%
35-44	193	79	272	21.85%
45-54	100	57	157	12.61%
55-64	49	21	70	5.62%
65 over	13	10	23	1.85%
Unknown	4	3	7	0.56%
Total:	795	450	1,245	

Offender Race	Male	Female	Total	% of Total
White	621	401	1,022	82.09%
Black / African American	118	30	148	11.89%
Am Indian / Alaska Native	18	7	25	2.01%
Asian	22	7	29	2.33%
Hawaiian/Pac. Islander	6	3	9	0.72%
Unknown	10	2	12	0.96%
Total:	795	450	1,245	

Primary Aggressors Arrest Info	Male	Female	Total	% of Total
Primary Aggressors Arrested	320	152	472	38.28%
Primary Aggressors Not Arrested	489	272	761	61.72%
Total:	809	424	1,233	

Mitigating Circumstances for Primary Aggressor Not Being Arrested	Male	Female	Total	% of Total
Aggressor undetermined	138	134	272	35.74%
Gone upon arrival	126	40	166	21.81%
No evidence of injury	157	78	235	30.88%
Not reported within 24 hours	28	5	33	4.34%
Other	37	16	53	6.96%
Unknown	2	0	2	0.26%
Total:	488	273	761	

Other Persons Involved Arrest Information	Male	Female	Total	% of Total
Other Persons Involved Arrested	9	3	12	100.00%
Other Persons Involved Not Arrested	0	0	0	0.00%
Total:	9	3	12	

Victim Age Range	Male	Female	Total	% of Total
Under 18	24	42	66	5.21%
18-24	77	172	249	19.67%
25-34	131	264	395	31.20%
35-44	93	185	278	21.96%
45-54	54	111	165	13.03%
55-64	27	42	69	5.45%
65 over	14	30	44	3.48%
Unknown	0	0	0	0.00%
Total:	420	846	1,266	

Victim Race	Male	Female	Total	% of Total
White	355	733	1,088	85.94%
Black / African American	49	54	103	8.14%
Am Indian / Alaska Native	6	17	23	1.82%
Asian	6	27	33	2.61%
Hawaiian/Pac. Islander	2	3	5	0.39%
Unknown	2	12	14	1.11%
Total:	420	846	1,266	

Victim Relationship to Offender (Within Family)	Total	% of Total
Spouse	222	17.54%
Common - Law Spouse	0	0.00%
Parent	117	9.24%
Sibling	92	7.27%
Child	52	4.11%
Grandparent	10	0.79%
Grandchild	1	0.08%
In-Law	11	0.87%
Step-parent	6	0.47%
Step-child	6	0.47%
Step-sibling	0	0.00%
Other Family Member	24	1.90%

Victim Relationship to Offender (Outside of Family)	Total	% of Total
Cohabitant	11	0.87%
Child in Common	87	6.87%
Acquaintance	0	0.00%
Friend	0	0.00%
Neighbor	0	0.00%
Child in Care of Babysitter	0	0.00%
Boyfriend/Girlfriend	480	37.91%
Child of Boyfriend/Girlfriend	3	0.24%
Homosexual Relationship	9	0.71%
Ex-Spouse	11	0.87%
Former Boyfriend/Girlfriend	104	8.21%
Former Cohabitant	20	1.58%
Employee	0	0.00%
Employer	0	0.00%
Otherwise Known	0	0.00%
Relationship Unknown	0	0.00%
Victim was Stranger	0	0.00%
Victim was Offender	0	0.00%
Total:	1,266	

Weapon Used	Total	% of Total
Blunt Object	37	3.47%
Handgun	3	0.28%
Hands/Fist/Feet	963	90.42%
Knife/Cutting Inst	16	1.50%
Other Firearm	2	0.19%
Other Weapon	33	3.10%
Unknown	11	1.03%
Total:	1,065	

Additional Information	Total
Number of Children Present	634
Medical Attention Needed	203
DV Card Given	884
PO in Effect	3

Date of the Month	Total	% of Total
1st	6	3.00%
2nd	5	2.50%
3rd	6	3.00%
4th	4	2.00%
5th	9	4.50%
6th	8	4.00%
7th	4	2.00%
8th	17	8.50%
9th	4	2.00%
10th	7	3.50%
11th	6	3.00%
12th	2	1.00%
13th	10	5.00%
14th	9	4.50%
15th	7	3.50%
16th	7	3.50%
17th	6	3.00%
18th	10	5.00%
19th	5	2.50%
20th	8	4.00%
21st	9	4.50%
22nd	7	3.50%
23rd	8	4.00%
24th	4	2.00%
25th	8	4.00%
26th	6	3.00%
27th	4	2.00%
28th	7	3.50%
29th	0	0.00%
30th	2	1.00%
31st	5	2.50%
Total:	200	

TIME OF DAY	Total	% of Total
0000-0259	22	11.00%
0300-0559	13	6.50%
0600-0859	9	4.50%
0900-1159	16	8.00%
1200-1459	21	10.50%
1500-1759	43	21.50%
1800-2059	36	18.00%
2100-2359	40	20.00%
Total:	200	

Offender Age Range	Male	Female	Total	% of Total
Under 18	18	2	20	9.90%
18-24	20	6	26	12.87%
25-34	40	12	52	25.74%
35-44	46	7	53	26.24%
45-54	24	9	33	16.34%
55-64	8	6	14	6.93%
65 over	3	1	4	1.98%
Unknown	0	0	0	0.00%
Total:	159	43	202	

Offender Race	Male	Female	Total	% of Total
White	152	41	193	95.54%
Black / African American	2	1	3	1.49%
Am Indian / Alaska Native	3	1	4	1.98%
Asian	0	0	0	0.00%
Hawaiian/Pac. Islander	2	0	2	0.99%
Unknown	0	0	0	0.00%
Total:	159	43	202	

Primary Aggressors Arrest Info	Male	Female	Total	% of Total
Primary Aggressors Arrested	127	36	163	80.69%
Primary Aggressors Not Arrested	32	7	39	19.31%
Total:	159	43	202	

Mitigating Circumstances for Primary Aggressor Not Being Arrested	Male	Female	Total	% of Total
Aggressor undetermined	5	3	8	20.51%
Gone upon arrival	19	1	20	51.28%
No evidence of injury	2	0	2	5.13%
Not reported within 24 hours	5	1	6	15.38%
Other	1	2	3	7.69%
Unknown	0	0	0	0.00%
Total:	32	7	39	

Other Persons Involved Arrest Information	Male	Female	Total	% of Total
Other Persons Involved Arrested	0	0	0	0.00%
Other Persons Involved Not Arrested	0	0	0	0.00%
Total	0	0	0	

Victim Age Range	Male	Female	Total	% of Total
Under 18	11	11	22	10.19%
18-24	8	22	30	13.89%
25-34	9	35	44	20.37%
35-44	15	40	55	25.46%
45-54	10	18	28	12.96%
55-64	11	18	29	13.43%
65 over	4	4	8	3.70%
Unknown	0	0	0	0.00%
Total:	68	148	216	

Victim Race	Male	Female	Total	% of Total
White	62	144	206	95.37%
Black / African American	2	1	3	1.39%
Am Indian / Alaska Native	0	1	1	0.46%
Asian	0	1	1	0.46%
Hawaiian/Pac. Islander	3	1	4	1.85%
Unknown	1	0	1	0.46%
Total:	68	148	216	

Victim Relationship to Offender (Within Family)	Total	% of Total
Spouse	36	18.56%
Common - Law Spouse	0	0.00%
Parent	33	17.01%
Sibling	9	4.64%
Child	12	6.19%
Grandparent	0	0.00%
Grandchild	1	0.52%
In-Law	4	2.06%
Step-parent	2	1.03%
Step-child	0	0.00%
Step-sibling	1	0.52%
Other Family Member	13	6.70%

Victim Relationship to Offender (Outside of Family)	Total	% of Total
Cohabitant	0	0.00%
Child in Common	14	7.22%
Acquaintance	0	0.00%
Friend	1	0.52%
Neighbor	0	0.00%
Child in Care of Babysitter	0	0.00%
Boyfriend/Girlfriend	52	26.80%
Child of Boyfriend/Girlfriend	0	0.00%
Homosexual Relationship	1	0.52%
Ex-Spouse	2	1.03%
Former Boyfriend/Girlfriend	10	5.15%
Former Cohabitant	0	0.00%
Employee	0	0.00%
Employer	0	0.00%
Otherwise Known	0	0.00%
Relationship Unknown	3	1.55%
Victim was Stranger	0	0.00%
Victim was Offender	0	0.00%
Total:	194	

WEAPON	Total	% of Total
Blunt Object	27	12.68%
Handgun	2	0.94%
Hands/Fis/Feet	168	78.87%
Knife/Cutting Inst	8	3.76%
Other Firearm	0	0.00%
Other Weapon	6	2.82%
Unknown	2	0.94%
Total:	213	

ADDITIONAL INFO	Total
Number of Children Present	127
Medical Attention Needed	62
DV Card Given	126
PO in Effect	1

Date of the Month	Total	% of Total
1st	0	0.00%
2nd	0	0.00%
3rd	0	0.00%
4th	0	0.00%
5th	0	0.00%
6th	0	0.00%
7th	0	0.00%
8th	0	0.00%
9th	0	0.00%
10th	0	0.00%
11th	0	0.00%
12th	0	0.00%
13th	0	0.00%
14th	0	0.00%
15th	0	0.00%
16th	0	0.00%
17th	0	0.00%
18th	0	0.00%
19th	0	0.00%
20th	0	0.00%
21st	0	0.00%
22nd	0	0.00%
23rd	0	0.00%
24th	0	0.00%
25th	0	0.00%
26th	0	0.00%
27th	0	0.00%
28th	0	0.00%
29th	0	0.00%
30th	0	0.00%
31st	0	0.00%
Total:	0	

Time of Day	Total	% of Total
0000-0259	0	0.00%
0300-0559	0	0.00%
0600-0859	0	0.00%
0900-1159	0	0.00%
1200-1459	0	0.00%
1500-1759	0	0.00%
1800-2059	0	0.00%
2100-2359	0	0.00%
Total:	0	

Offender Age Range	Male	Female	Total	% of Total
Under 18	0	0	0	0.00%
18-24	0	0	0	0.00%
25-34	0	0	0	0.00%
35-44	0	0	0	0.00%
45-54	0	0	0	0.00%
55-64	0	0	0	0.00%
65 over	0	0	0	0.00%
Unknown	0	0	0	0.00%
Total:	0	0	0	

Offender Race	Male	Female	Total	% of Total
White	0	0	0	0.00%
Black / African American	0	0	0	0.00%
Am Indian / Alaska Native	0	0	0	0.00%
Asian	0	0	0	0.00%
Hawaiian/Pac. Islander	0	0	0	0.00%
Unknown	0	0	0	0.00%
Total:	0	0	0	

Primary Aggressors Arrest Info	Male	Female	Total	% of Total
Primary Aggressors Arrested	0	0	0	0.00%
Primary Aggressors Not Arrested	0	0	0	0.00%
Total:	0	0	0	

Mitigating Circumstances for Primary Aggressor Not Being Arrested	Male	Female	Total	% of Total
Aggressor undetermined	0	0	0	0.00%
Gone upon arrival	0	0	0	0.00%
No evidence of injury	0	0	0	0.00%
Not reported within 24 hours	0	0	0	0.00%
Other	0	0	0	0.00%
Unknown	0	0	0	0.00%
Total:	0	0	0	

Other Persons Involved Arrest Information	Male	Female	Total	% of Total
Other Persons Involved Arrested	0	0	0	0.00%
Other Persons Involved Not Arrested	0	0	0	0.00%
Total:	0	0	0	

Victim Age Range	Male	Female	Total	% of Total
Under 18	0	0	0	0.00%
18-24	0	0	0	0.00%
25-34	0	1	1	100.00%
35-44	0	0	0	0.00%
45-54	0	0	0	0.00%
55-64	0	0	0	0.00%
65 over	0	0	0	0.00%
Unknown	0	0	0	0.00%
Total:	0	1	1	

Victim Race	Male	Female	Total	% of Total
White	0	0	0	0.00%
Black / African American	0	0	0	0.00%
Am Indian / Alaska Native	0	0	0	0.00%
Asian	0	0	0	0.00%
Hawaiian/Pac. Islander	0	0	0	0.00%
Unknown	0	0	0	0.00%
Total:	0	0	0	

Victim Relationship to Offender (Within Family)	Total	% of Total
Spouse	0	0.00%
Common - Law Spouse	0	0.00%
Parent	0	0.00%
Sibling	0	0.00%
Child	0	0.00%
Grandparent	0	0.00%
Grandchild	0	0.00%
In-Law	0	0.00%
Step-parent	0	0.00%
Step-child	0	0.00%
Step-sibling	0	0.00%
Other Family Member	0	0.00%

Victim Relationship to Offender (Outside of Family)	Total	% of Total
Cohabitant	0	0.00%
Child in Common	0	0.00%
Acquaintance	0	0.00%
Friend	0	0.00%
Neighbor	0	0.00%
Child in Care of Babysitter	0	0.00%
Boyfriend/Girlfriend	0	0.00%
Child of Boyfriend/Girlfriend	0	0.00%
Homosexual Relationship	0	0.00%
Ex-Spouse	0	0.00%
Former Boyfriend/Girlfriend	0	0.00%
Former Cohabitant	0	0.00%
Employee	0	0.00%
Employer	0	0.00%
Otherwise Known	0	0.00%
Relationship Unknown	0	0.00%
Victim was Stranger	0	0.00%
Victim was Offender	0	0.00%
Total:	0	

Weapon Used	Total	% of Total
Blunt Object	0	0.00%
Handgun	0	0.00%
Hands/Fist/Feet	0	0.00%
Knife/Cutting Inst	0	0.00%
Other Firearm	0	0.00%
Other Weapon	0	0.00%
Unknown	0	0.00%
Total:	0	

Additional Information	Total
Number of Children Present	0
Medical Attention Needed	0
DV Card Given	0
PO in Effect	0

Date of the Month	Total	% of Total
1st	0	0.00%
2nd	0	0.00%
3rd	0	0.00%
4th	0	0.00%
5th	0	0.00%
6th	0	0.00%
7th	0	0.00%
8th	0	0.00%
9th	0	0.00%
10th	0	0.00%
11th	0	0.00%
12th	0	0.00%
13th	0	0.00%
14th	0	0.00%
15th	0	0.00%
16th	0	0.00%
17th	0	0.00%
18th	0	0.00%
19th	0	0.00%
20th	0	0.00%
21st	0	0.00%
22nd	0	0.00%
23rd	0	0.00%
24th	0	0.00%
25th	0	0.00%
26th	0	0.00%
27th	0	0.00%
28th	0	0.00%
29th	0	0.00%
30th	0	0.00%
31st	0	0.00%
Total:	0	

TIME OF DAY		
Time of Day	Total	% of Total
0000-0259	0	0.00%
0300-0559	0	0.00%
0600-0859	0	0.00%
0900-1159	0	0.00%
1200-1459	0	0.00%
1500-1759	0	0.00%
1800-2059	0	0.00%
2100-2359	0	0.00%
Total:	0	

Offender Age Range	Male	Female	Total	% of Total
Under 18	0	0	0	0.00%
18-24	0	0	0	0.00%
25-34	0	0	0	0.00%
35-44	0	0	0	0.00%
45-54	0	0	0	0.00%
55-64	0	0	0	0.00%
65 over	0	0	0	0.00%
Unknown	0	0	0	0.00%
Total:	0	0	0	

Offender Race	Male	Female	Total	% of Total
White	0	0	0	0.00%
Black / African American	0	0	0	0.00%
Am Indian / Alaska Native	0	0	0	0.00%
Asian	0	0	0	0.00%
Hawaiian/Pac. Islander	0	0	0	0.00%
Unknown	0	0	0	0.00%
Total:	0	0	0	

Primary Aggressors Arrest Info	Male	Female	Total	% of Total
Primary Aggressors Arrested	0	0	0	0.00%
Primary Aggressors Not Arrested	0	0	0	0.00%
Total:	0	0	0	

Mitigating Circumstances for Primary Aggressor Not Being Arrested	Male	Female	Total	% of Total
Aggressor undetermined	0	0	0	0.00%
Gone upon arrival	0	0	0	0.00%
No evidence of injury	0	0	0	0.00%
Not reported within 24 hours	0	0	0	0.00%
Other	0	0	0	0.00%
Unknown	0	0	0	0.00%
Total:	0	0	0	

Other Persons Involved Arrest Information	Male	Female	Total	% of Total
Other Persons Involved Arrested	0	0	0	0.00%
Other Persons Involved Not Arrested	0	0	0	0.00%
Total	0	0	0	

Victim Age Range	Male	Female	Total	% of Total
Under 18	0	0	0	0.00%
18-24	0	0	0	0.00%
25-34	0	0	0	0.00%
35-44	0	0	0	0.00%
45-54	0	0	0	0.00%
55-64	0	0	0	0.00%
65 over	0	0	0	0.00%
Unknown	0	0	0	0.00%
Total:	0	0	0	

Victim Race	Male	Female	Total	% of Total
White	0	0	0	0.00%
Black / African American	0	0	0	0.00%
Am Indian / Alaska Native	0	0	0	0.00%
Asian	0	0	0	0.00%
Hawaiian/Pac. Islander	0	0	0	0.00%
Unknown	0	0	0	0.00%
Total:	0	0	0	

Victim Relationship to Offender (Within Family)	Total	% of Total
Spouse	0	0.00%
Common - Law Spouse	0	0.00%
Parent	0	0.00%
Sibling	0	0.00%
Child	0	0.00%
Grandparent	0	0.00%
Grandchild	0	0.00%
In-Law	0	0.00%
Step-parent	0	0.00%
Step-child	0	0.00%
Step-sibling	0	0.00%
Other Family Member	0	0.00%

Victim Relationship to Offender (Outside of Family)	Total	% of Total
Cohabitant	0	0.00%
Child in Common	0	0.00%
Acquaintance	0	0.00%
Friend	0	0.00%
Neighbor	0	0.00%
Child in Care of Babysitter	0	0.00%
Boyfriend/Girlfriend	0	0.00%
Child of Boyfriend/Girlfriend	0	0.00%
Homosexual Relationship	0	0.00%
Ex-Spouse	0	0.00%
Former Boyfriend/Girlfriend	0	0.00%
Former Cohabitant	0	0.00%
Employee	0	0.00%
Employer	0	0.00%
Otherwise Known	0	0.00%
Relationship Unknown	0	0.00%
Victim was Stranger	0	0.00%
Victim was Offender	0	0.00%
Total:	0	

WEAPON		
Weapon Used	Total	% of Total
Blunt Object	0	0.00%
Handgun	0	0.00%
Hands/Fist/Feet	0	0.00%
Knife/Cutting Inst	0	0.00%
Other Firearm	0	0.00%
Other Weapon	0	0.00%
Unknown	0	0.00%
Total:	0	

ADDITIONAL INFO		
Additional Information	Total	% of Total
Number of Children Present	0	0.00%
Medical Attention Needed	0	0.00%
DV Card Given	0	0.00%
PO in Effect	0	0.00%

Date of the Month	Total	% of Total
1st	0	0.00%
2nd	0	0.00%
3rd	0	0.00%
4th	0	0.00%
5th	0	0.00%
6th	0	0.00%
7th	0	0.00%
8th	0	0.00%
9th	0	0.00%
10th	0	0.00%
11th	0	0.00%
12th	0	0.00%
13th	0	0.00%
14th	0	0.00%
15th	0	0.00%
16th	0	0.00%
17th	0	0.00%
18th	0	0.00%
19th	0	0.00%
20th	0	0.00%
21st	0	0.00%
22nd	0	0.00%
23rd	0	0.00%
24th	0	0.00%
25th	0	0.00%
26th	0	0.00%
27th	0	0.00%
28th	0	0.00%
29th	0	0.00%
30th	0	0.00%
31st	0	0.00%
Total:	0	

TIME OF DAY	Total	% of Total
0000-0259	0	0.00%
0300-0559	0	0.00%
0600-0859	0	0.00%
0900-1159	0	0.00%
1200-1459	0	0.00%
1500-1759	0	0.00%
1800-2059	0	0.00%
2100-2359	0	0.00%
Total:	0	

Offender Age Range	Male	Female	Total	% of Total
Under 18	0	0	0	0.00%
18-24	0	0	0	0.00%
25-34	0	0	0	0.00%
35-44	0	0	0	0.00%
45-54	0	0	0	0.00%
55-64	0	0	0	0.00%
65 over	0	0	0	0.00%
Unknown	0	0	0	0.00%
Total:	0	0	0	

Offender Race	Male	Female	Total	% of Total
White	0	0	0	0.00%
Black / African American	0	0	0	0.00%
Am Indian / Alaska Native	0	0	0	0.00%
Asian	0	0	0	0.00%
Hawaiian/Pac. Islander	0	0	0	0.00%
Unknown	0	0	0	0.00%
Total:	0	0	0	

Primary Aggressors Arrest Info	Male	Female	Total	% of Total
Primary Aggressors Arrested	0	0	0	0.00%
Primary Aggressors Not Arrested	0	0	0	0.00%
Total:	0	0	0	

Mitigating Circumstances for Primary Aggressor Not Being Arrested	Male	Female	Total	% of Total
Aggressor undetermined	0	0	0	0.00%
Gone upon arrival	0	0	0	0.00%
No evidence of injury	0	0	0	0.00%
Not reported within 24 hours	0	0	0	0.00%
Other	0	0	0	0.00%
Unknown	0	0	0	0.00%
Total:	0	0	0	

Other Persons Involved Arrest Information	Male	Female	Total	% of Total
Other Persons Involved Arrested	0	0	0	0.00%
Other Persons Involved Not Arrested	0	0	0	0.00%
Total	0	0	0	

Victim Age Range	Male	Female	Total	% of Total
Under 18	0	0	0	0.00%
18-24	0	0	0	0.00%
25-34	0	0	0	0.00%
35-44	0	0	0	0.00%
45-54	0	0	0	0.00%
55-64	0	0	0	0.00%
65 over	0	0	0	0.00%
Unknown	0	0	0	0.00%
Total:	0	0	0	

Victim Race	Male	Female	Total	% of Total
White	0	0	0	0.00%
Black / African American	0	0	0	0.00%
Am Indian / Alaska Native	0	0	0	0.00%
Asian	0	0	0	0.00%
Hawaiian/Pac. Islander	0	0	0	0.00%
Unknown	0	0	0	0.00%
Total:	0	0	0	

Victim Relationship to Offender (Within Family)	Total	% of Total
Spouse	0	0.00%
Common - Law Spouse	0	0.00%
Parent	0	0.00%
Sibling	0	0.00%
Child	0	0.00%
Grandparent	0	0.00%
Grandchild	0	0.00%
In-Law	0	0.00%
Step-parent	0	0.00%
Step-child	0	0.00%
Step-sibling	0	0.00%
Other Family Member	0	0.00%

Victim Relationship to Offender (Outside of Family)	Total	% of Total
Cohabitant	0	0.00%
Child in Common	0	0.00%
Acquaintance	0	0.00%
Friend	0	0.00%
Neighbor	0	0.00%
Child in Care of Babysitter	0	0.00%
Boyfriend/Girlfriend	0	0.00%
Child of Boyfriend/Girlfriend	0	0.00%
Homosexual Relationship	0	0.00%
Ex-Spouse	0	0.00%
Former Boyfriend/Girlfriend	0	0.00%
Former Cohabitant	0	0.00%
Employee	0	0.00%
Employer	0	0.00%
Otherwise Known	0	0.00%
Relationship Unknown	0	0.00%
Victim was Stranger	0	0.00%
Victim was Offender	0	0.00%
Total:	0	

WEAPON	Total	% of Total
Blunt Object	0	0.00%
Handgun	0	0.00%
Hands/Fist/Feet	0	0.00%
Knife/Cutting Inst	0	0.00%
Other Firearm	0	0.00%
Other Weapon	0	0.00%
Unknown	0	0.00%
Total:	0	

ADDITIONAL INFO	Total	% of Total
Number of Children Present	0	0.00%
Medical Attention Needed	0	0.00%
DV Card Given	0	0.00%
PQ in Effect	0	0.00%

THIS PAGE WAS LEFT INTENTIONALLY BLANK



Crimes Against Older Persons



2018 Elderly Abuse Statistics

**One Crime Against Older Persons Every 2 Days, 7 Hours,
5 Minutes, 39 Seconds**

	Offenses	% Change from 2017	Crime Rate / 1,000 Pop
Elderly Crimes	159	-98.73%	0.05

Most Common Elderly Crime	# of Incidents	% of Elderly Offenses
Abuse	92	57.86%



About Crimes Committed Against Older Persons

The Crimes Against Older Persons data presented here is collected per the requirements set forth in Nevada Revised Statute 179A.450.

NRS 179A.450 Creation; contents; submission of report to Legislature; confidentiality of data.

1. The Repository for Information Concerning Crimes Against Older Persons is hereby created within the Central Repository.
2. The Repository for Information Concerning Crimes Against Older Persons must contain a complete and systematic record of all reports of the abuse, neglect, exploitation, isolation or abandonment of older persons in this State. The record must be prepared in a manner approved by the Director of the Department and must include, without limitation, the following information:
 - a. All incidents that are reported to state and local law enforcement agencies and the Aging and Disability Services Division of the Department of Health and Human Services.
 - b. All cases that were investigated and the type of such cases.
3. On or before July 1 of each year, the Director of the Department shall prepare and submit a report to the Director of the Legislative Counsel Bureau for transmittal to the Legislature that sets forth statistical data on the abuse, neglect, exploitation, isolation or abandonment of older persons.
4. The data and findings generated pursuant to this section must not contain information that may reveal the identity of an individual victim or a person accused of the abuse, neglect, exploitation, isolation or abandonment of older persons.
5. As used in this section:
 - a. "Abandonment" has the meaning ascribed to it in NRS 200.5092.
 - b. "Abuse" has the meaning ascribed to it in NRS 200.5092.
 - c. "Exploitation" has the meaning ascribed to it in NRS 200.5092.
 - d. "Isolation" has the meaning ascribed to it in NRS 200.5092.
 - e. "Neglect" has the meaning ascribed to it in NRS 200.5092.
 - f. "Older person" means a person who is 60 years of age or older.

(Added to NRS by [2007, 746](#); A [2009, 2447](#); [2011, 82](#); [2015, 826](#); [2017, 2685](#))



2018 Crimes Against Older Persons

Reporting Agencies

Data was collected from the following agencies:

Statewide Agencies

DPS - Nevada DPS-Investigation *
DPS - NHP Southern Command *
DPS - NHP Northwestern Command *
DPS - NHP Northeastern Command
DPS - Capitol Police
DPS - Fire Marshal *
Secretary of State Securities Division *
Nevada Department of Wildlife *
Nevada Attorney General's Office *

Carson County

Carson City Sheriff's Office *

Churchill County

Churchill County Sheriff's Office *
Fallon Police Department *

Clark County

Boulder Police Department
Clark County School District Police Department *
Henderson Police Department *
Las Vegas Metro Police Department *
Mesquite Police Department *
North Las Vegas Police Department *
University of Nevada, Las Vegas Police Department *
College of Southern Nevada Police Department
North Las Vegas Fire Department *
Las Vegas Fire Department *

Douglas County

Douglas County Sheriff's Office *

Elko County

Carlin Police Department
Elko Police Department
Elko County Sheriff's Office
West Wendover Police Department *

Esmeralda County

Esmeralda County Sheriff's Office *

Eureka County

Eureka County Sheriff's Office *

Humboldt County

Humboldt County Sheriff's Office *
Winnemucca Police Department *

Lander County

Lander County Sheriff's Office *

Lincoln County

Lincoln County Sheriff's Office *

Lyon County

Lyon County Sheriff's Office *
Yerington Police Department *

Mineral County

Mineral County Sheriff's Office

Nye County

Nye County Sheriff's Office *

Pershing County

Lovelock Police Department *
Pershing County Sheriff's Office *

Storey County

Storey County Sheriff's Office *

Washoe County

Reno Municipal Court
Reno Police Department
Reno-Tahoe Airport Authority Police Department *
Sparks Police Department *
University of Nevada, Reno Police Department *
Washoe County School District Police Department *
Washoe County Sheriff's Office

White Pine County

White Pine County Sheriff's Office *

*Indicates agencies did not submit a complete years' worth of data or agencies did not submit any data.

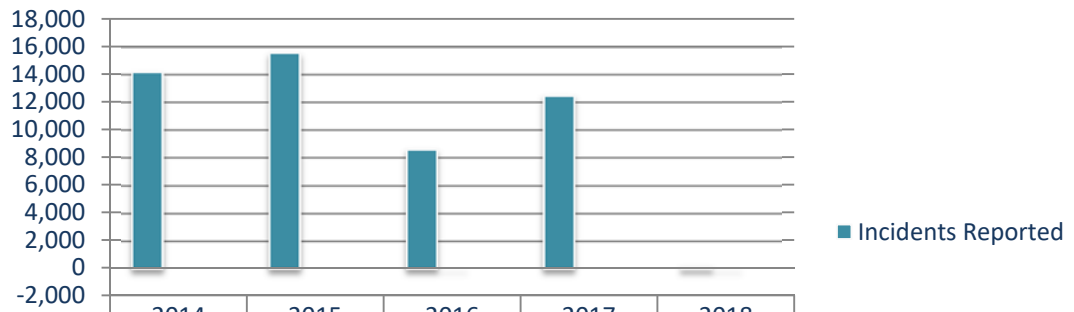


Crimes Against Older Persons in Nevada

5-yr Comparison: 2014 – 2018 & Quarter vs Quarterly Average

Crimes Against Older Persons

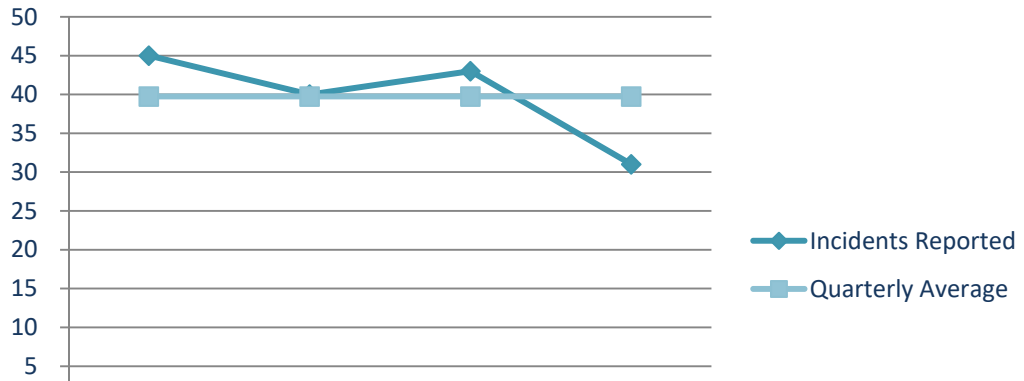
5-yr Comparison: 2014 - 2018
Crime Rates per 1,000 Population



	2014	2015	2016	2017	2018
Incidents Reported	14,170	15,554	8,600	12,492	159
% Change from Prior Year	9.21%	4.39%	-44.71%	45.26%	-98.73%
Crime Rate	4.98	5.42	2.93	4.17	0.05

2018 Elderly Abuse Crimes

By Quarter & Quarterly Average



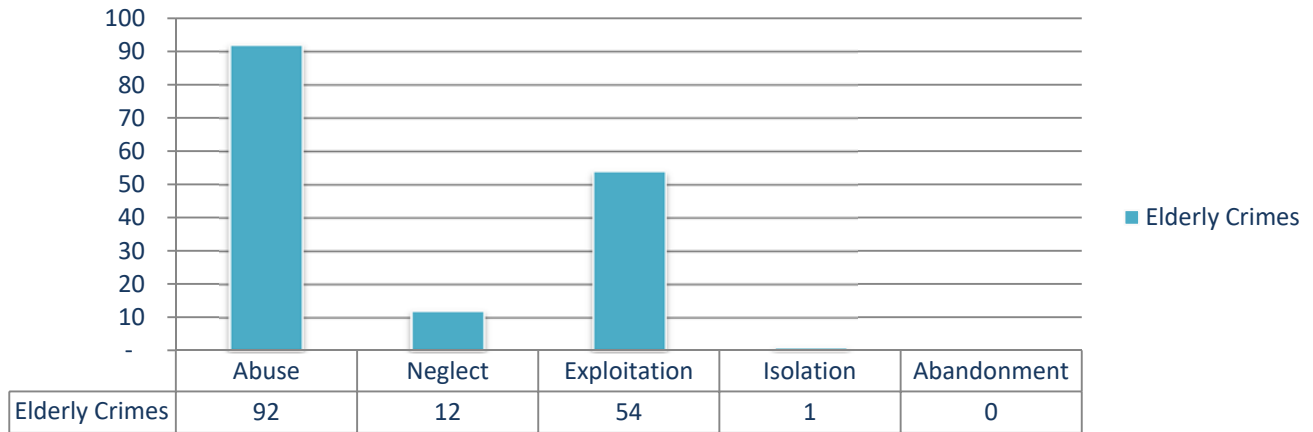
	Qtr 1	Qtr 2	Qtr 3	Qtr 4
Incidents Reported	45	40	43	31
Quarterly Average	40	40	40	40

The Crimes Against Older Persons number for 2018 is incomplete due to multiple agencies either not reporting their Crimes Against Older Persons numbers for 2018 or reporting less than a full 12 months of data.

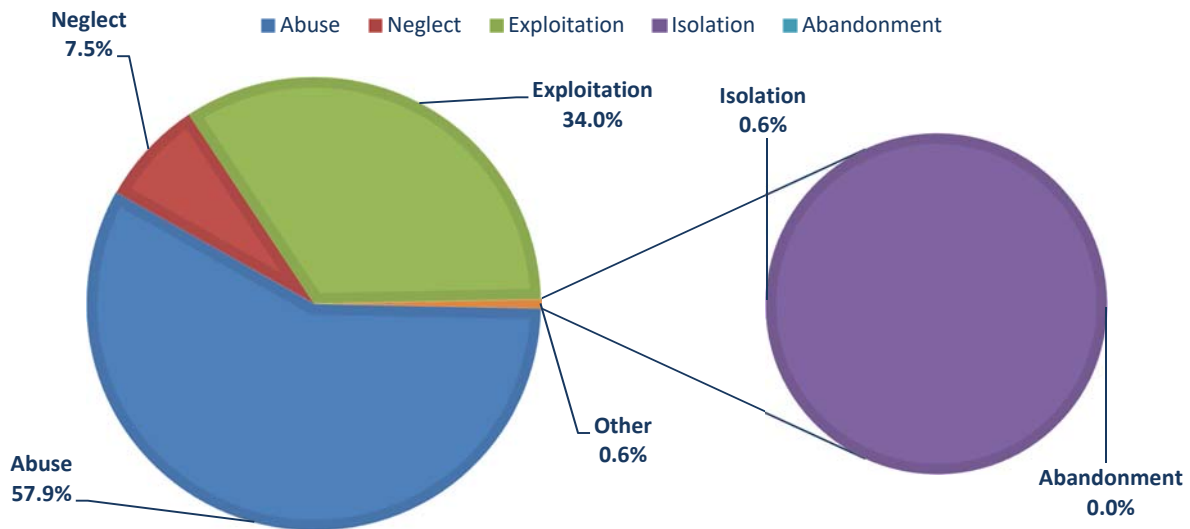


2018 Crimes Against Older Persons

Crimes Against Older Persons by Category of Offense



BREAKDOWN OF OFFENSE CATEGORIES





2018 Crimes Against Older Persons

By Category & County

2018	Abuse	Neglect	Exploitation	Isolation	Abandonment	Total
Clark County	9	0	2	0	0	11
Boulder	9	0	2	0	0	11
College of S NV	0	0	0	0	0	0
Elko County	27	0	4	0	0	31
Carlin	1	0	0	0	0	1
Elko PD	6	0	1	0	0	7
Elko Co	20	0	3	0	0	23
Mineral County	0	0	2	0	0	2
Washoe County	56	12	46	1	0	115
Reno PD	30	10	21	1	0	62
Washoe Co	26	2	25	0	0	53
Reno Muni	0	0	0	0	0	0
Statewide Agencies	0	0	0	0	0	0
NHP - NE	0	0	0	0	0	0
Capitol	0	0	0	0	0	0
Total:	92	12	54	1	0	159
% of Total:	57.86%	7.55%	33.96%	0.63%	0.00%	

THIS PAGE WAS LEFT INTENTIONALLY BLANK



Aging & Disability Services



Aging & Disability Services Statistics

	# of Incidents	% of Total Reported
Total Abuse Reported	8,920	
Substantiated	1,920	21.52%
Unsubstantiated	7,000	78.48%

		% of Total Incidents
Most Prevalent County	Clark County	62.61%

Most Common Victim Demographics	# of Victims	Total Reported	% of Total Reported
White/ Non-Hispanic	4,711		72.52%
86+ Years of Age	1,283		19.75%
Female	3,967		61.07%
Total Demographics Reported:		6,496	

Independent Living Residence	5,665		87.21%
Total Type of Living Reported:		6,496	

Self-Neglect	2,888		32.38%
Exploitation	2,198		24.64%
Total Allegations Reported:		8,920	

* Not all demographics have been reported for each victim, thus reporting totals differ by category
 * The statistics for ADSD are reported by fiscal year and the rest of the book is based on calendar year.





About Aging & Disability Services

The following statistics are provided to the Department of Public Safety from the Nevada Department of Aging and Disability Services. The information provided comes from the Aging and Disability Service's Elder Protective Services Unit. Local law enforcement data collected by Aging & Disability Services is not taken into account in this publication due to duplication of data. Substantiated and unsubstantiated incidents reported are considered. These figures are published exactly as Aging and Disability Services presents them to the Department of Public Safety.

Note: Totals in the various categories may not match because of the variations of number of offenders for each victim, possible multiple victims for each offense, and the possibility that one victim could have sustained multiple types of abuse.



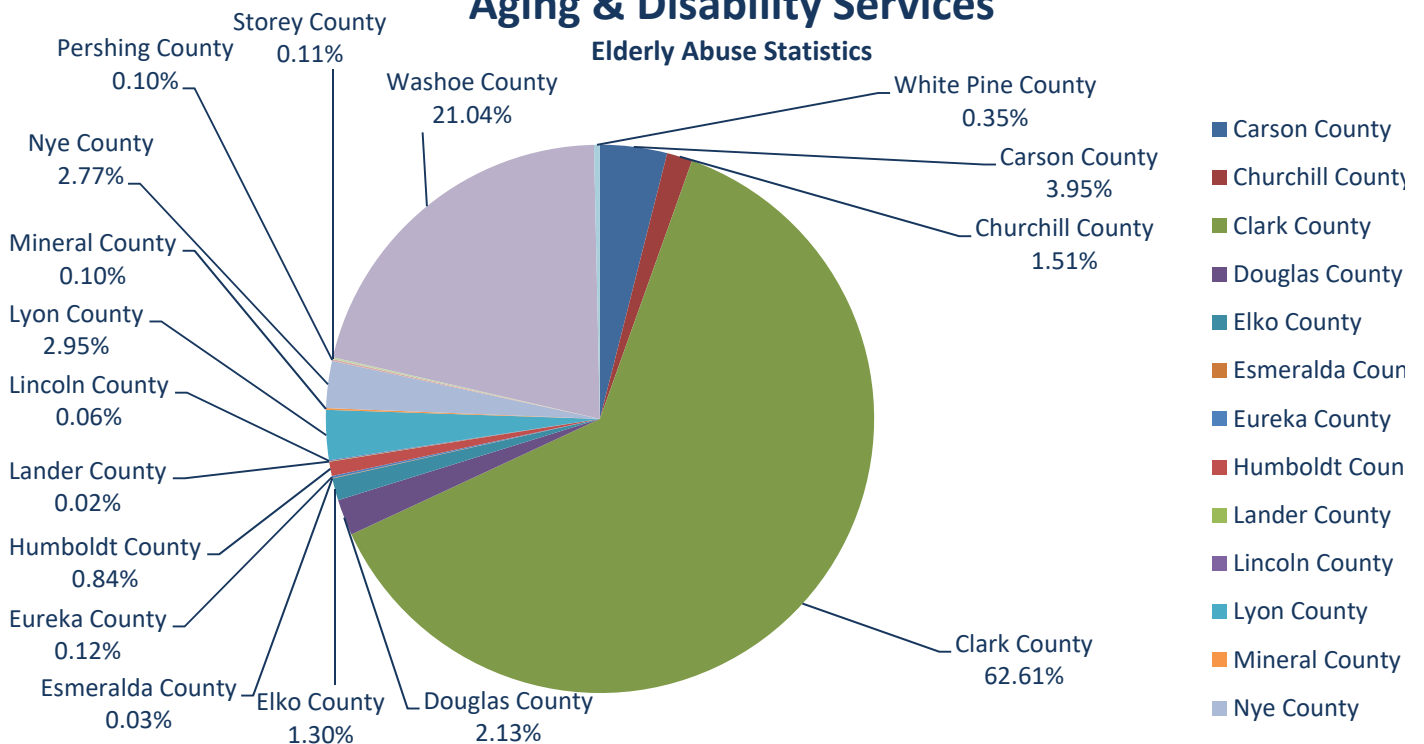
Aging & Disability Services Elderly Abuse

Substantiated and Unsubstantiated Incidents by County

	Total Incidents Reported	% of Total
Carson County	352	3.95%
Churchill County	135	1.51%
Clark County	5,585	62.61%
Douglas County	190	2.13%
Elko County	116	1.30%
Esmeralda County	3	0.03%
Eureka County	11	0.12%
Humboldt County	75	0.84%
Lander County	2	0.02%
Lincoln County	5	0.06%
Lyon County	263	2.95%
Mineral County	9	0.10%
Nye County	247	2.77%
Pershing County	9	0.10%
Storey County	10	0.11%
Washoe County	1,877	21.04%
White Pine County	31	0.35%
Total:	8,920	

Aging & Disability Services

Elderly Abuse Statistics

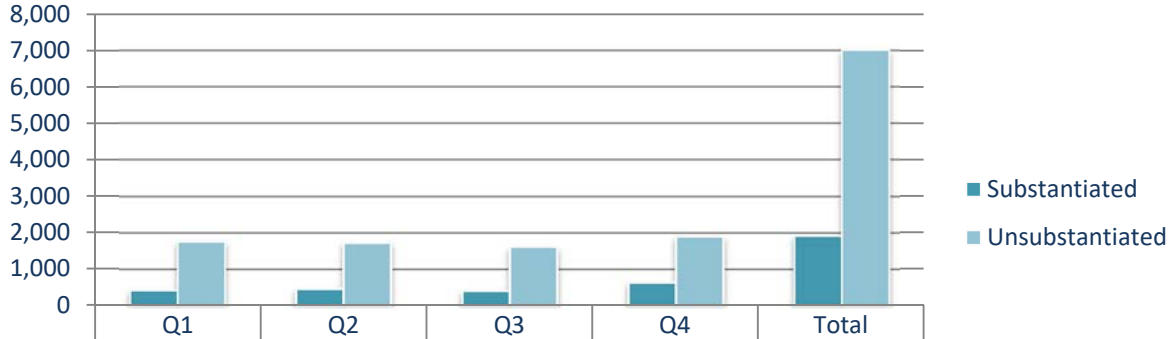




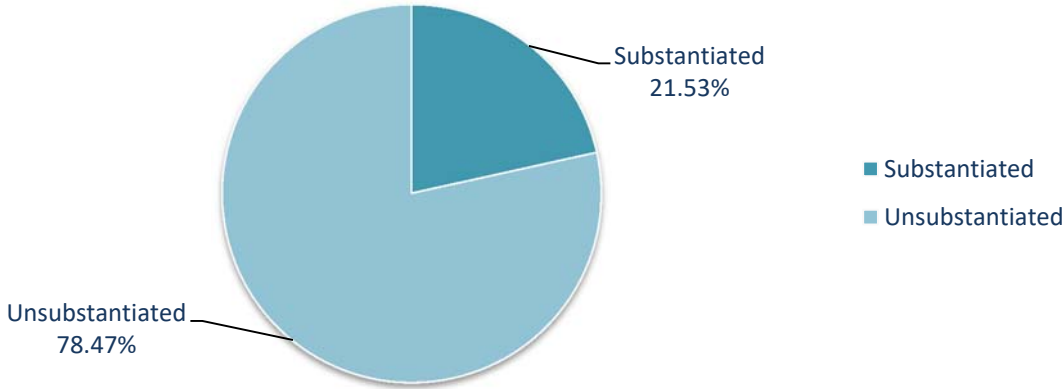
Aging & Disability Services Elderly Abuse

Substantiated vs Unsubstantiated

2018 Aging & Disability Services Elderly Abuse
Substantiated vs Unsubstantiated



	Q1	Q2	Q3	Q4	Total
Substantiated	420	462	402	637	1,921
Unsubstantiated	1,757	1,731	1,611	1,903	7,002

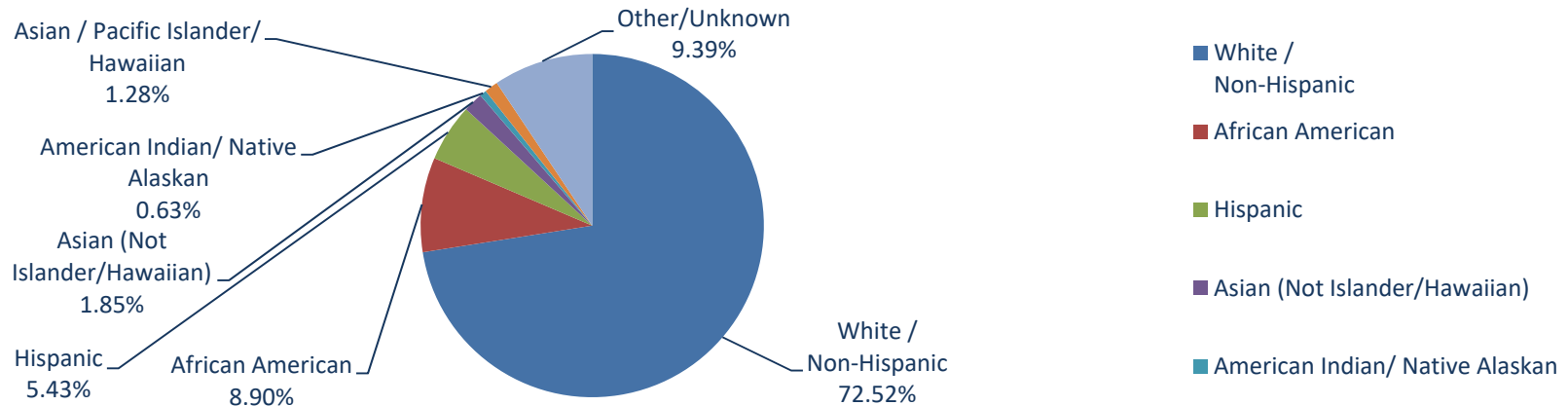




Aging & Disability Services Elderly Abuse

Age, Race, and Gender of Victim

Race of Victim	White / Non-Hispanic	African American	Hispanic	Asian (Not Islander/Hawaiian)	American Indian/ Native Alaskan	Asian / Pacific Islander/ Hawaiian	Other/Unknown	Total
Carson County	210	4	3	1	8	1	19	246
Churchill County	85	1	3	1	2	0	6	98
Clark County	2,685	531	253	98	16	64	433	4,080
Douglas County	115	0	6	3	1	0	12	137
Elko County	63	2	7	0	3	0	7	82
Esmeralda County	2	0	0	0	0	0	0	2
Eureka County	7	0	0	0	0	0	0	7
Humboldt County	48	0	0	0	1	0	1	50
Lander County	2	0	0	0	0	0	0	2
Lincoln County	2	0	0	0	0	0	0	2
Lyon County	161	1	4	1	4	1	15	187
Mineral County	6	0	0	0	0	0	2	8
Nye County	152	6	8	1	0	0	13	180
Pershing County	8	0	0	0	1	0	0	9
Storey County	7	0	0	0	0	0	0	7
Washoe County	1,141	32	66	15	5	17	100	1,376
White Pine County	17	1	3	0	0	0	2	23
State Total:	4,711	578	353	120	41	83	610	6,496
% of Total	72.52%	8.90%	5.43%	1.85%	0.63%	1.28%	9.39%	

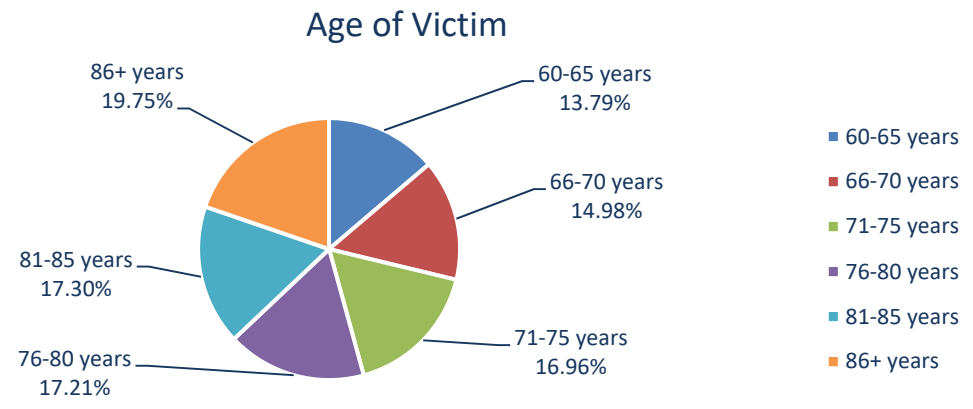




Aging & Disability Services Elderly Abuse

Age, Race, and Gender of Victim

Age of Victim	60-65 years	66-70 years	71-75 years	76-80 years	81-85 years	86+ years	Total
Carson County	29	32	38	42	38	67	246
Churchill County	14	15	18	8	21	22	98
Clark County	572	621	672	728	684	803	4,080
Douglas County	14	11	26	25	21	40	137
Elko County	14	10	15	15	14	14	82
Esmeralda County	0	0	0	1	0	1	2
Eureka County	0	1	1	4	1	0	7
Humboldt County	8	9	8	8	11	6	50
Lander County	0	0	0	1	1	0	2
Lincoln County	0	0	0	0	0	2	2
Lyon County	34	33	33	26	33	28	187
Mineral County	1	2	1	1	2	1	8
Nye County	18	22	39	27	43	31	180
Pershing County	1	2	3	2	0	1	9
Storey County	3	1	3	0	0	0	7
Washoe County	186	211	242	225	248	264	1,376
White Pine County	2	3	3	5	7	3	23
State Total:	896	973	1,102	1,118	1,124	1,283	6,496
% of Total	13.79%	14.98%	16.96%	17.21%	17.30%	19.75%	



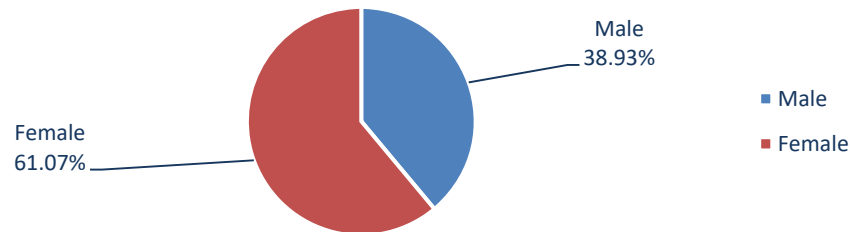


Aging & Disability Services Elderly Abuse

Age, Race, and Gender of Victim

Gender of Victim	Male	Female	Total
Carson County	78	168	246
Churchill County	32	66	98
Clark County	1,559	2,521	4,080
Douglas County	56	81	137
Elko County	34	48	82
Esmeralda County	1	1	2
Eureka County	4	3	7
Humboldt County	20	30	50
Lander County	2	0	2
Lincoln County	0	2	2
Lyon County	70	117	187
Mineral County	5	3	8
Nye County	75	105	180
Pershing County	2	7	9
Storey County	4	3	7
Washoe County	573	803	1,376
White Pine County	14	9	23
State Total:	2,529	3,967	6,496
% of Total	38.93%	61.07%	

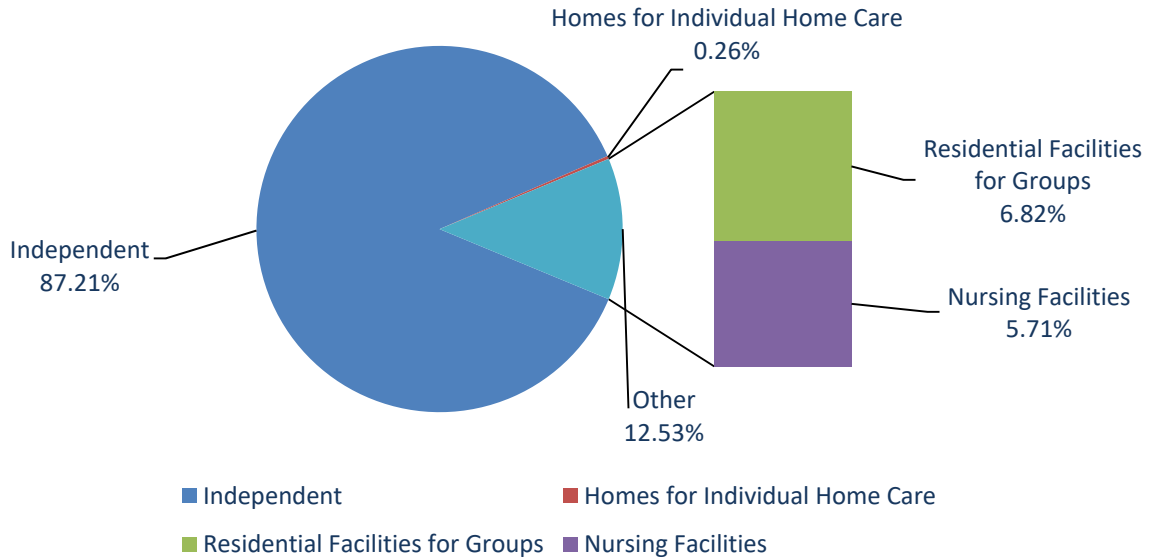
Gender of Victim





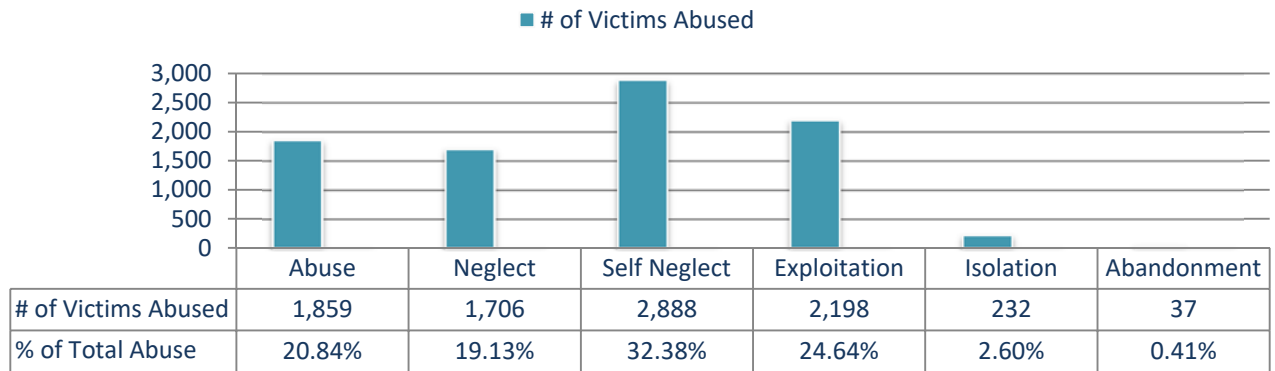
Aging & Disability Services Elderly Abuse

Victim's Residence Type, Type of Abuse, and Relationship to Offender

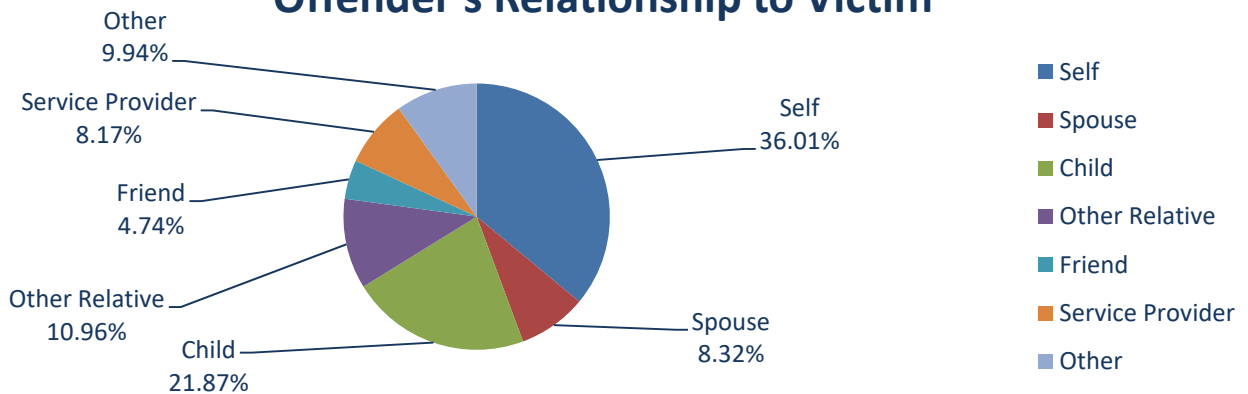


Type of Abuse to Victim

Substantiated & Unsubstantiated



Offender's Relationship to Victim



THIS PAGE WAS LEFT INTENTIONALLY BLANK



Arrest Data



2018 Arrest Statistics

One Arrest Every 3 Minutes, 44 Seconds

Arrests	Offenses	% of Total Arrests	% Change from 2017	Arrest Rate / 1,000 Pop
Juvenile	10,522	7.49%	19.66%	3.47
Adult	129,962	92.51%	10.35%	42.83
Total	140,484		10.99%	46.30

**The total arrests cleared may not match the arrested data by gender, race, and ethnicity due to limitations in the way the data are collected and reported.*

Most Probable Age for Juvenile Arrestees	Gender	Age	Number	Total Reported	% of Total
Index Crimes	Male	13-14	468	2,602	17.99%
Other Offenses	Male	13-14	498	2,667	18.67%
Prostitution and Commercialized Vice	Female	16	17	49	34.69%
Drug Abuse Violations	Male	17	277	1,242	22.30%
Miscellaneous Offenses	Male	13-14	585	3,885	15.06%

Most Probable Age for Adults 18 - 24 years of age Arrestees	Gender	Age	Number	Total Reported	% of Total
Index Crimes	Male	23	401	3,463	11.58%
Other Offenses	Male	23	573	4,700	12.19%
Prostitution and Commercialized Vice	Female	21	219	1,199	18.27%
Drug Abuse Violations	Male	19	256	1,981	12.92%
Miscellaneous Offenses	Male	24	1,658	12,566	13.19%

Most Probable Age for Adults 25 - 59 years of age Arrestees	Gender	Age	Number	Total Reported	% of Total
Index Crimes	Male	25-29	2,238	11,717	19.10%
Other Offenses	Male	25-29	3,130	17,831	17.55%
Prostitution and Commercialized Vice	Female	25-29	710	1,576	45.05%
Drug Abuse Violations	Male	25-29	1,364	7,720	17.67%
Miscellaneous Offenses	Male	25-29	9,473	60,336	15.70%

Most Probable Age for Adults 60+ years of age Arrestees	Gender	Age	Number	Total Reported	% of Total
Index Crimes	Male	60-64	232	538	43.12%
Other Offenses	Male	60-64	374	937	39.91%
Prostitution and Commercialized Vice	Male	60-64	10	29	34.48%
Drug Abuse Violations	Male	60-64	170	257	66.15%
Miscellaneous Offenses	Male	60-64	2,231	4,227	52.78%

**Based on the 5 categories discussed above*





Arrests by Age Range

5-yr Comparison: 2014- 2018

Juveniles	2014	2015	2016	2017	2018	5-year Average
0-9	89	73	43	42	41	58
10-12	650	657	541	666	952	693
13-14	2,388	2,248	2,081	2,081	2,804	2,320
15	2,211	1,912	1,716	1,716	2,131	1,937
16	2,712	2,459	1,963	2,017	2,361	2,302
17	2,976	2,520	2,394	2,187	2,233	2,462

Total Juveniles	11,026	9,869	8,738	8,793	10,522	9,790
------------------------	---------------	--------------	--------------	--------------	---------------	--------------

Adults	2014	2015	2016	2017	2018	5-year Average
18	3,357	2,746	2,826	2,555	2,327	2,762
19	4,117	3,443	3,372	2,918	2,677	3,305
20	4,423	3,731	3,795	3,212	3,102	3,653
21	4,745	4,167	4,322	3,638	3,472	4,069
22	4,998	4,451	4,641	4,042	3,799	4,386
23	4,823	4,429	4,705	4,353	4,314	4,525
24	4,712	4,441	4,693	4,452	4,363	4,532
25-29	20,348	20,172	22,544	22,440	24,115	21,924
30-34	16,212	15,636	18,307	18,577	21,025	17,951
35-39	11,447	11,717	13,858	14,789	17,581	13,878
40-44	9,411	8,964	9,584	9,930	11,776	9,933
45-49	8,374	7,711	8,394	8,651	9,985	8,623
50-54	7,287	6,820	7,506	7,968	8,845	7,685
55-59	4,154	4,226	4,584	5,353	6,515	4,966
60-64	1,995	2,076	2,287	3,035	3,730	2,625
65 and over	1,446	1,522	1,553	1,863	2,336	1,744

Total Adults	111,849	106,252	116,971	117,776	129,962	116,562
---------------------	----------------	----------------	----------------	----------------	----------------	----------------

Grand Totals	122,875	116,121	125,709	126,569	140,484	126,352
---------------------	----------------	----------------	----------------	----------------	----------------	----------------

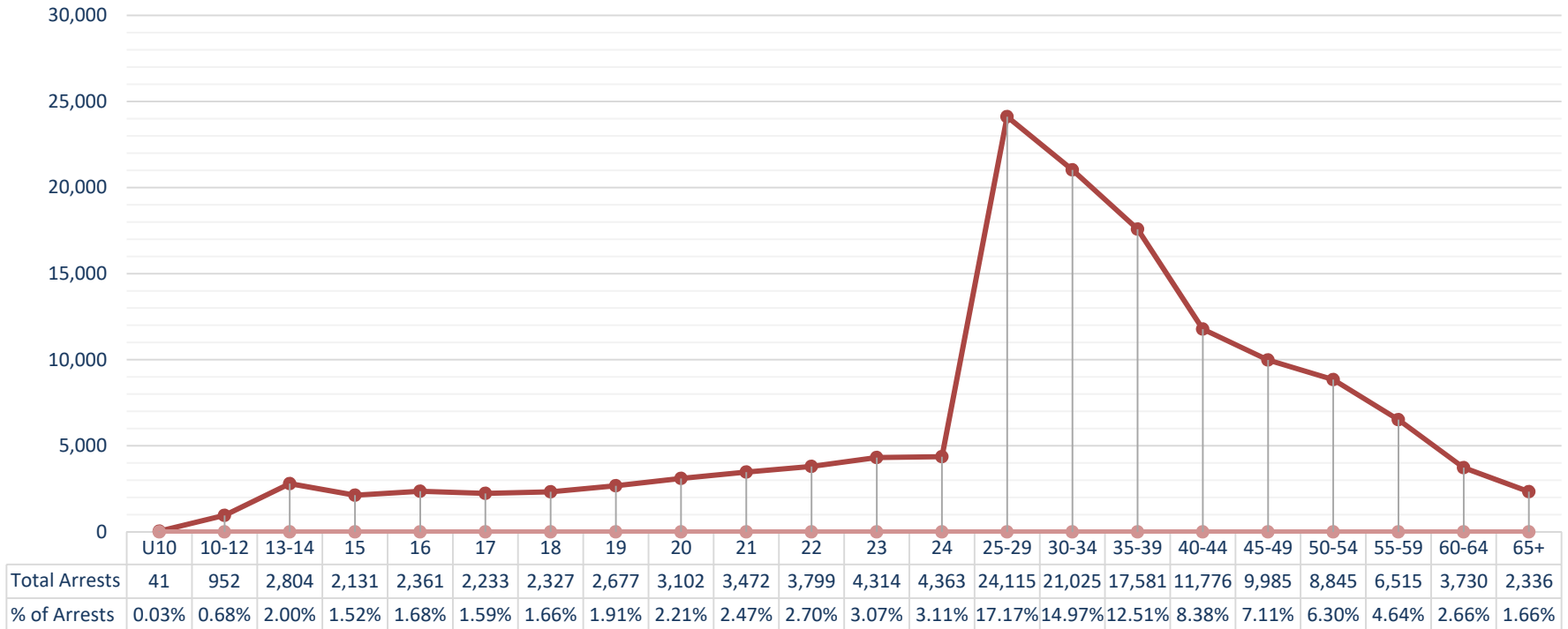


2018 Arrests in Nevada

By Age Range

2018 Total Arrests
By Age

—●— Total Arrests





Statewide Arrestees Demographics

Juvenile and Adult: By Agency and County

2018 State of Nevada Arrest Totals

STATE OF NEVADA ARRESTS 2018

		U10	10-12	13-14	15	16	17	ASR Under 18
Total Arrests	Male	28	648	1,740	1,356	1,577	1,511	6,860
	Female	13	304	1,064	775	784	722	3,662
Total:		41	952	2,804	2,131	2,361	2,233	10,522

Index Crime:		U10	10-12	13-14	15	16	17	ASR Under 18	
Murder and Nonnegligent Manslaughter	Male	0	0	0	2	7	13	24	
	Female	0	0	0	0	1	1		
Manslaughter by Negligence	Male	0	0	0	0	0	0	0	
	Female	0	0	0	0	0	0		
Rape	Male	2	11	23	5	12	9	70	
	Female	1	2	1	0	4	0		
Robbery	Male	0	12	51	63	69	65	304	
	Female	0	0	10	10	10	14		
Aggravated Assault (Return A - 4a-d)	Male	1	118	178	113	105	96	942	
	Female	0	50	111	49	76	45		
Burglary - Breaking or Entering	Male	0	22	48	57	65	44	266	
	Female	0	2	12	4	8	4		
Larceny - Theft (Except Motor Vehicle Theft)	Male	3	44	150	93	97	123	855	
	Female	3	28	75	76	76	87		
Motor Vehicle Theft	Male	0	2	12	29	33	21	121	
	Female	0	1	7	8	2	6		
Arson	Male	0	1	6	2	2	0	20	
	Female	0	2	4	2	1	0		
Total Index Crimes Violations:		Male	6	210	468	364	390	371	Total:
		Female	4	85	220	149	178	157	2,602

Other Offenses:		U10	10-12	13-14	15	16	17	ASR Under 18	
Other Assaults (Return A - 4e)	Male	3	179	351	196	231	157	1,944	
	Female	1	96	254	164	165	147		
Forgery and Counterfeiting	Male	0	0	1	1	1	2	5	
	Female	0	0	0	0	0	0		
Fraud	Male	0	2	7	3	6	9	45	
	Female	0	2	0	5	3	8		
Embezzlement	Male	0	0	0	0	4	4	12	
	Female	0	0	0	0	1	3		
Stolen Property; Buying, Receiving, Possessing	Male	2	3	25	33	35	47	169	
	Female	0	2	7	4	2	9		
Vandalism	Male	0	29	62	28	44	29	261	
	Female	1	10	22	7	14	15		
Weapons; Carrying, Possessing, etc.	Male	0	16	52	30	50	58	231	
	Female	0	3	7	5	3	7		
Total Other Offense Violations:		Male	5	229	498	291	371	306	Total:
		Female	2	113	290	185	188	189	2,667

Prostitution and Commercialized Vice:		U10	10-12	13-14	15	16	17	ASR Under 18	
Prostitution	Male	0	0	3	0	1	0	49	
	Female	0	0	7	9	17	12		
Assisting or Promoting Prostitution	Male	0	0	0	0	0	0	0	
	Female	0	0	0	0	0	0		
Purchasing Prostitution	Male	0	0	0	0	0	0	0	
	Female	0	0	0	0	0	0		
Violations:		Male	0	0	3	0	1	0	Total:
		Female	0	0	7	9	17	12	49

2018 State of Nevada Arrest Totals

Sex Offenses (Except Forcible Rape and Prostitution)		U10	10-12	13-14	15	16	17	ASR Under 18
Prostitution)	Male	1	16	21	7	9	12	73
	Female	0	1	2	3	1	0	
Drug Abuse Violations:		U10	10-12	13-14	15	16	17	ASR Under 18
Sale/Manufacturing:		0	6	24	14	29	40	113
(Morphine, Heroin, Codeine)	Male	0	0	0	0	2	2	4
	Female	0	0	0	0	0	0	
Marijuana	Male	0	1	8	7	15	23	68
	Female	0	1	7	1	1	4	
Synthetic Narcotics - Manufactured Narcotics Which Can Cause True Drug Addiction Demerol, Methadones)	Male	0	4	0	1	1	3	12
	Female	0	0	1	1	0	1	
Other - Dangerous Nonnarcotic Drugs (Barbiturates, Benzedrine)	Male	0	0	7	3	9	7	29
	Female	0	0	1	1	1	0	
Possession:		3	58	239	253	268	308	1,129
(Morphine, Heroin, Codeine)	Male	0	0	0	0	4	6	14
	Female	0	0	0	1	0	3	
Marijuana	Male	1	33	136	169	185	218	1,015
	Female	1	20	84	62	52	54	
Synthetic Narcotics - Manufactured Narcotics Which Can Cause True Drug Addiction (Demerol, Methadones)	Male	0	1	2	2	3	3	14
	Female	0	0	0	0	1	2	
Other - Dangerous Nonnarcotic Drugs (Barbiturates, Benzedrine)	Male	1	1	12	16	18	15	86
	Female	0	3	5	3	5	7	
Total Drug Abuse Violations:		Male 2	40	165	198	237	277	Total: 1,242
		Female 1	24	98	69	60	71	
Gambling:		U10	10-12	13-14	15	16	17	ASR Under 18
Bookmaking (Horse and Sport Book)	Male	0	0	0	0	0	0	0
	Female	0	0	0	0	0	0	
Numbers and Lottery	Male	0	0	0	0	0	0	0
	Female	0	0	0	0	0	0	
All Other Gambling	Male	0	0	0	1	0	0	2
	Female	0	0	0	0	0	1	
Total Gambling Violations:		Male 0	0	0	1	0	0	Total: 2
		Female 0	0	0	0	0	1	
Miscellaneous:		U10	10-12	13-14	15	16	17	ASR Under 18
Offenses Against the Family and Children	Male	0	0	2	1	5	6	24
	Female	0	1	3	4	1	1	
Driving Under the Influence	Male	0	0	3	6	14	31	69
	Female	0	0	0	1	6	8	
Liquor Laws	Male	0	2	45	59	72	68	433
	Female	0	5	57	44	52	29	
Drunkenness	Male	0	7	21	9	19	17	126
	Female	0	1	25	11	10	6	
Disorderly Conduct	Male	1	33	109	88	77	55	616
	Female	0	19	90	66	38	40	
Vagrancy	Male	0	0	0	0	0	1	2
	Female	0	0	1	0	0	0	
All Other Offenses (Except Traffic)	Male	11	70	291	240	262	276	1,757
	Female	5	45	164	128	131	134	
Suspicion	Male	0	0	0	0	0	0	0
	Female	0	0	0	0	0	0	
Curfew and Loitering Law Violations	Male	0	16	45	46	59	59	368
	Female	1	3	31	27	44	37	
Runaways	Male	2	25	69	46	61	32	490
	Female	0	7	74	79	58	37	
Total Miscellaneous Violations:		Male 14	153	585	495	569	545	Total: 3,885
		Female 6	81	445	360	340	292	
Human Trafficking:		U10	10-12	13-14	15	16	17	ASR Under 18
Human Trafficking/ Commercial Sex Acts	Male	0	0	0	0	0	0	0
	Female	0	0	0	0	0	0	
Human Trafficking/ Involuntary Servitude	Male	0	0	0	0	0	0	2
	Female	0	0	2	0	0	0	
Total Human Trafficking Violations:		Male 0	0	0	0	0	0	Total: 2
		Female 0	0	2	0	0	0	

2018 State of Nevada Arrest Totals

STATE OF NEVADA ARRESTS 2018

		18	19	20	21	22	23	24	Arrests 18 - 24
Total Arrests	Male	1,678	1,815	2,036	2,183	2,466	2,831	2,838	15,847
	Female	649	862	1,066	1,289	1,333	1,483	1,525	8,207
Total:		2,327	2,677	3,102	3,472	3,799	4,314	4,363	24,054

Index Crime:		18	19	20	21	22	23	24	Arrests 18 - 24
Murder and Nonnegligent Manslaughter	Male	9	4	5	4	10	6	6	48
	Female	0	1	0	2	0	0	1	
Manslaughter by Negligence	Male	1	1	0	0	0	0	1	4
	Female	0	0	0	0	0	0	1	
Rape	Male	12	9	8	12	8	10	6	66
	Female	0	0	0	1	0	0	0	
Robbery	Male	70	67	45	43	34	42	34	418
	Female	12	12	19	12	10	9	9	
Aggravated Assault (Return A - 4a-d)	Male	93	100	102	96	118	111	126	1,042
	Female	34	31	50	36	42	48	55	
Burglary - Breaking or Entering	Male	51	69	66	59	78	83	69	609
	Female	8	20	19	16	18	27	26	
Larceny - Theft (Except Motor Vehicle Theft)	Male	90	69	61	88	78	133	125	1,138
	Female	66	54	64	66	75	90	79	
Motor Vehicle Theft	Male	17	17	9	13	14	16	14	127
	Female	3	2	1	3	3	11	4	
Arson	Male	2	1	2	3	1	0	1	11
	Female	1	0	0	0	0	0	0	
Total Index Crimes Violations:		Male 345	337	298	318	341	401	382	Total: 3,463
		Female 124	120	153	136	148	185	175	

Other Offenses:		18	19	20	21	22	23	24	Arrests 18 - 24
Other Assaults (Return A - 4e)	Male	176	181	226	297	310	357	360	3,200
	Female	112	127	146	219	205	228	256	
Forgery and Counterfeiting	Male	1	1	2	5	6	8	3	46
	Female	1	2	1	2	5	3	6	
Fraud	Male	15	23	20	14	32	33	29	238
	Female	1	9	5	11	16	18	12	
Embezzlement	Male	2	8	4	4	4	8	4	70
	Female	4	7	3	4	2	11	5	
Stolen Property; Buying, Receiving, Possessing	Male	53	48	40	44	47	42	40	377
	Female	10	9	9	4	8	10	13	
Vandalism	Male	34	28	30	30	41	50	35	314
	Female	6	5	7	10	9	15	14	
Weapons; Carrying, Possessing, etc.	Male	50	37	60	55	69	75	81	455
	Female	1	4	5	7	4	4	3	
Total Other Offense Violations:		Male 331	326	382	449	509	573	552	Total: 4,700
		Female 135	163	176	257	249	289	309	

Prostitution and Commercialized Vice:		18	19	20	21	22	23	24	Arrests 18 - 24
Prostitution	Male	3	1	4	3	6	8	4	1,194
	Female	88	135	146	219	212	194	171	
Assisting or Promoting Prostitution	Male	0	0	1	0	0	0	2	3
	Female	0	0	0	0	0	0	0	
Purchasing Prostitution	Male	0	0	0	0	0	0	0	2
	Female	0	0	0	0	0	2	0	
Total Prostitution & Commercialized Vice Violations:		Male 3	1	5	3	6	8	6	Total: 1,199
		Female 88	135	146	219	212	196	171	

2018 State of Nevada Arrest Totals

Sex Offenses (Except Forcible Rape and Prostitution)		18	19	20	21	22	23	24	Arrests 18 - 24
Sex Offenses (Except Forcible Rape and Prostitution)									
Male		13	15	7	12	21	19	20	
Female		0	2	1	5	4	2	1	122

Drug Abuse Violations:		18	19	20	21	22	23	24	Arrests 18 - 24
Sale/Manufacturing:		57	66	54	50	51	73	58	409
Opium or Cocaine and Their Derivatives (Morphine, Heroin, Codeine)									
Male		4	5	5	7	9	18	10	
Female		0	2	1	3	1	3	2	70
Marijuana									
Male		35	31	26	15	17	19	16	
Female		1	6	2	1	4	4	2	179
Synthetic Narcotics - Manufactured Narcotics Which Can Cause True Drug Addiction Demerol, Methadones)									
Male		4	8	6	9	5	10	9	
Female		2	1	2	2	0	3	3	64
Other - Dangerous Nonnarcotic Drugs (Barbiturates, Benzedrine)									
Male		8	12	9	9	10	16	14	
Female		3	1	3	4	5	0	2	96
Possession:		291	249	243	163	181	221	224	1,572
Opium or Cocaine and Their Derivatives (Morphine, Heroin, Codeine)									
Male		8	12	13	18	23	25	34	
Female		5	5	5	7	8	13	12	188
Marijuana									
Male		191	148	125	19	13	20	17	
Female		37	26	20	3	5	4	1	629
Synthetic Narcotics - Manufactured Narcotics Which Can Cause True Drug Addiction (Demerol, Methadones)									
Male		9	7	14	25	27	34	34	
Female		3	5	5	9	10	9	11	202
Other - Dangerous Nonnarcotic Drugs (Barbiturates, Benzedrine)									
Male		33	33	44	61	76	91	84	
Female		5	13	17	21	19	25	31	553
Total Drug Abuse Violations:		Male 292	256	242	163	180	233	218	Total: 1,981
	Female	56	59	55	50	52	61	64	

Gambling:		18	19	20	21	22	23	24	Arrests 18 - 24
Bookmaking (Horse and Sport Book)									
Male		0	0	0	0	0	0	0	
Female		0	0	0	0	0	0	0	0
Numbers and Lottery									
Male		0	0	0	0	0	0	0	
Female		0	0	0	0	0	0	0	0
All Other Gambling									
Male		4	3	6	0	0	0	0	
Female		1	2	0	0	0	0	0	16
Total Gambling Violations:		Male 4	3	6	0	0	0	0	Total: 16
	Female	1	2	0	0	0	0	0	

Miscellaneous:		18	19	20	21	22	23	24	Arrests 18 - 24
Offenses Against the Family and Children									
Male		44	22	18	24	21	18	19	
Female		11	10	12	9	9	19	20	256
Driving Under the Influence									
Male		78	114	146	231	278	279	295	
Female		17	33	48	100	85	105	118	1,927
Liquor Laws									
Male		122	142	143	31	29	32	30	
Female		49	57	78	4	2	2	6	727
Drunkenness									
Male		4	3	3	1	1	4	4	
Female		1	2	1	0	1	1	3	29
Disorderly Conduct									
Male		31	24	16	43	32	43	36	
Female		6	7	4	11	12	19	12	296
Vagrancy									
Male		8	8	21	23	21	60	43	
Female		16	33	23	9	10	9	6	290
All Other Offenses (Except Traffic)									
Male		403	563	748	885	1,026	1,161	1,231	
Female		145	238	369	489	549	595	639	9,041
Suspicion									
Male		0	0	0	0	0	0	0	
Female		0	0	0	0	0	0	0	0
Total Miscellaneous Violations:		Male 690	876	1,095	1,238	1,408	1,597	1,658	Total: 12,566
	Female	245	380	535	622	668	750	804	

Human Trafficking:		18	19	20	21	22	23	24	Arrests 18 - 24
Human Trafficking/ Commercial Sex Acts									
Male		0	1	1	0	1	0	2	
Female		0	1	0	0	0	0	1	7
Human Trafficking/ Involuntary Servitude									
Male		0	0	0	0	0	0	0	
Female		0	0	0	0	0	0	0	0
Total Human Trafficking Violations:		Male 0	1	1	0	1	0	2	Total: 7
	Female	0	1	0	0	0	0	1	

2018 State of Nevada Arrest Totals

STATE OF NEVADA ARRESTS 2018

		25-29	30-34	35-39	40-44	45-49	50-54	55-59	Arrests 25-59
Total Arrests	Male	16,350	14,875	12,574	8,530	7,364	6,888	5,106	71,687
	Female	7,765	6,150	5,007	3,246	2,621	1,957	1,409	28,155
Total:		24,115	21,025	17,581	11,776	9,985	8,845	6,515	99,842

Index Crime:		25-29	30-34	35-39	40-44	45-49	50-54	55-59	Arrests 25-59
Murder and Nonnegligent Manslaughter	Male	26	21	13	17	6	9	4	113
	Female	10	0	5	1	1	0	0	
Manslaughter by Negligence	Male	2	0	0	1	0	0	0	4
	Female	0	0	0	0	0	0	1	
Rape	Male	51	58	42	31	26	21	18	253
	Female	1	1	1	1	1	1	0	
Robbery	Male	200	117	100	50	25	28	20	681
	Female	50	40	21	11	9	7	3	
Aggravated Assault (Return A - 4a-d)	Male	709	590	465	321	300	231	170	3,785
	Female	235	219	160	144	99	80	62	
Burglary - Breaking or Entering	Male	503	381	289	145	128	87	54	2,209
	Female	170	143	152	72	40	32	13	
Larceny - Theft (Except Motor Vehicle Theft)	Male	643	490	408	279	243	178	171	4,140
	Female	459	414	305	231	124	126	69	
Motor Vehicle Theft	Male	95	94	62	35	31	21	12	490
	Female	38	35	37	21	6	1	2	
Arson	Male	9	9	3	6	2	7	2	42
	Female	0	2	2	0	0	0	0	
Total Index Crimes Violations:		Male 2,238	1,760	1,382	885	761	582	451	Total:
		Female 963	854	683	481	280	247	150	11,717

Other Offenses:		25-29	30-34	35-39	40-44	45-49	50-54	55-59	Arrests 25-59
Other Assaults (Return A - 4e)	Male	2,017	1,711	1,464	915	759	603	433	12,011
	Female	1,163	910	704	459	398	275	200	
Forgery and Counterfeiting	Male	52	60	54	29	13	12	11	373
	Female	31	33	32	18	15	10	3	
Fraud	Male	231	258	205	114	96	68	35	1,457
	Female	106	108	92	50	46	33	15	
Embezzlement	Male	24	27	19	18	9	11	3	195
	Female	22	19	11	21	4	5	2	
Stolen Property; Buying, Receiving, Possessing	Male	265	226	196	134	88	50	43	1,296
	Female	74	81	51	36	29	16	7	
Vandalism	Male	195	196	159	107	61	54	36	1,007
	Female	51	59	30	18	23	10	8	
Weapons; Carrying, Possessing, etc.	Male	346	314	262	160	125	75	67	1,492
	Female	31	33	37	17	13	5	7	
Total Other Offense Violations:		Male 3,130	2,792	2,359	1,477	1,151	873	628	Total:
		Female 1,478	1,243	957	619	528	354	242	17,831

Prostitution and Commercialized Vice:		25-29	30-34	35-39	40-44	45-49	50-54	55-59	Arrests 25-59
Prostitution	Male	53	42	32	22	22	18	11	1,539
	Female	708	295	133	88	52	41	22	
Assisting or Promoting Prostitution	Male	5	4	5	2	2	2	0	26
	Female	1	3	0	0	0	2	0	
Purchasing Prostitution	Male	2	2	4	1	0	1	0	11
	Female	1	0	0	0	0	0	0	
Total Prostitution & Commercialized Vice		Violations: Male 60	48	41	25	24	21	11	Total:
		Female 710	298	133	88	52	43	22	1,576

2018 State of Nevada Arrest Totals

Sex Offenses (Except Forcible Rape and Prostitution)		25-29	30-34	35-39	40-44	45-49	50-54	55-59	Arrests 25-59
Sex Offenses (Except Forcible Rape and Prostitution)	Male	83	117	92	63	74	68	55	634
	Female	14	13	18	7	11	6	13	

Drug Abuse Violations:		25-29	30-34	35-39	40-44	45-49	50-54	55-59	Arrests 25-59
Sale/Manufacturing:		377	313	271	165	157	110	75	1,468

Opium or Cocaine and Their Derivatives (Morphine, Heroin, Codeine)		Male	91	58	55	35	28	19	17	368
		Female	12	24	12	6	4	6	1	
Marijuana		Male	82	73	47	26	13	12	6	283
		Female	7	5	5	0	2	3	2	
Synthetic Narcotics - Manufactured Narcotics Which Can Cause True Drug Addiction (Demerol, Methadones)		Male	57	65	38	38	40	28	17	380
		Female	25	12	22	11	16	6	5	
Other - Dangerous Nonnarcotic Drugs (Barbiturates, Benzadrine)		Male	84	61	69	40	44	31	19	437
		Female	19	15	23	9	10	5	8	
Possession:			1,395	1,364	1,140	780	626	618	329	6,252
Opium or Cocaine and Their Derivatives (Morphine, Heroin, Codeine)		Male	173	149	101	65	57	52	24	830
		Female	54	48	44	20	20	18	5	
Marijuana		Male	94	56	55	19	20	10	10	324
		Female	17	18	10	8	5	2	0	
Synthetic Narcotics - Manufactured Narcotics Which Can Cause True Drug Addiction (Demerol, Methadones)		Male	216	249	191	136	107	139	56	1,433
		Female	73	78	70	53	26	23	16	
Other - Dangerous Nonnarcotic Drugs (Barbiturates, Benzadrine)		Male	567	581	500	362	299	317	186	3,665
		Female	201	185	169	117	92	57	32	
Total Drug Abuse Violations:		Male	1,364	1,292	1,056	721	608	608	335	Total:
		Female	408	385	355	224	175	120	69	7,720

Gambling:		25-29	30-34	35-39	40-44	45-49	50-54	55-59	Arrests 25-59	
Bookmaking (Horse and Sport Book)		Male	0	0	0	0	0	0	0	0
		Female	0	0	0	0	0	0	0	
Numbers and Lottery		Male	0	0	0	0	0	0	0	0
		Female	0	0	0	0	0	0	0	
All Other Gambling		Male	1	0	1	1	0	0	0	5
		Female	0	0	0	1	0	0	1	
Total Gambling Violations:		Male	1	0	1	1	0	0	0	Total:
		Female	0	0	0	1	0	0	1	5

Miscellaneous:		25-29	30-34	35-39	40-44	45-49	50-54	55-59	Arrests 25-59	
Offenses Against the Family and Children		Male	81	98	72	40	33	27	14	676
		Female	82	90	59	35	19	16	10	
Driving Under the Influence		Male	1,358	1,137	869	680	541	456	372	7,397
		Female	525	400	295	214	245	158	147	
Liquor Laws		Male	228	183	240	180	258	310	308	2,161
		Female	44	36	83	64	77	61	89	
Drunkenness		Male	31	32	18	10	17	9	14	202
		Female	18	15	12	7	5	7	7	
Disorderly Conduct		Male	200	191	142	101	84	91	79	1,165
		Female	61	55	44	37	31	24	25	
Vagrancy		Male	326	278	389	248	278	370	265	2,592
		Female	63	66	98	52	84	52	23	
All Other Offenses (Except Traffic)		Male	7,249	6,941	5,908	4,096	3,534	3,472	2,572	46,141
		Female	3,398	2,694	2,268	1,416	1,113	869	611	
Suspicion		Male	0	2	0	0	0	0	0	0
		Female	0	0	0	0	0	0	0	
Total Miscellaneous Violations:		Male	9,473	8,862	7,638	5,355	4,745	4,735	3,624	Total:
		Female	4,191	3,356	2,859	1,825	1,574	1,187	912	60,336

Human Trafficking:		25-29	30-34	35-39	40-44	45-49	50-54	55-59	Arrests 25-59	
Human Trafficking/ Commercial Sex Acts		Male	1	3	4	3	1	0	2	18
		Female	1	1	1	1	0	0	0	
Human Trafficking/ Involuntary Servitude		Male	0	1	1	0	0	1	0	5
		Female	0	0	1	0	1	0	0	
Total Human Trafficking Violations:		Male	1	4	5	3	1	1	2	Total:
		Female	1	1	2	1	1	0	0	23

2018 State of Nevada Arrest Totals

STATE OF NEVADA ARRESTS 2018

		60 - 64	65 +	ASR 60+
Total Arrests	Male	3,059	1,868	4,927
	Female	671	432	1,103
	Total:	3,730	2,300	6,030

Index Crime:		60 - 64	65 +	ASR 60+	
Murder and Nonnegligent Manslaughter	Male	2	3	5	
	Female	0	1	1	
Manslaughter by Negligence	Male	1	0	1	
	Female	0	1	1	
Rape	Male	8	9	17	
	Female	0	2	2	
Robbery	Male	7	4	11	
	Female	0	0	0	
Aggravated Assault (Return A - 4a-d)	Male	96	90	186	
	Female	25	20	45	
Burglary - Breaking or Entering	Male	24	14	38	
	Female	2	4	6	
Larceny - Theft (Except Motor Vehicle Theft)	Male	84	51	135	
	Female	34	35	69	
Motor Vehicle Theft	Male	6	7	13	
	Female	2	0	2	
Arson	Male	4	2	6	
	Female	0	0	0	
Total Index Crimes Violations:		Male	232	180	Total:
		Female	63	63	538

Other Offenses:		60 - 64	65 +	ASR 60+	
Other Assaults (Return A - 4e)	Male	265	244	509	
	Female	131	85	216	
Forgery and Counterfeiting	Male	3	0	3	
	Female	1	1	2	
Fraud	Male	43	18	61	
	Female	9	5	14	
Embezzlement	Male	1	2	3	
	Female	5	3	8	
Stolen Property; Buying, Receiving, Possessing	Male	10	5	15	
	Female	1	1	2	
Vandalism	Male	23	20	43	
	Female	8	3	11	
Weapons; Carrying, Possessing, etc.	Male	29	15	44	
	Female	2	4	6	
Total Other Offense Violations:		Male	374	304	Total:
		Female	157	102	937

Prostitution and Commercialized Vice:		60 - 64	65 +	ASR 60+	
Prostitution	Male	9	7	16	
	Female	9	2	11	
Assisting or Promoting Prostitution	Male	0	0	0	
	Female	0	0	0	
Purchasing Prostitution	Male	1	1	2	
	Female	0	0	0	
Total Prostitution & Commercialized Vice Violations:		Male	10	8	Total:
		Female	9	2	29

2018 State of Nevada Arrest Totals

Sex Offenses (Except Forcible Rape and Prostitution)		60 - 64	65 +	186
Sex Offenses (Except Forcible Rape and Prostitution)	Male	42	32	74
	Female	0	4	4

Drug Abuse Violations:		60 - 64	65 +	ASR 60+
-------------------------------	--	----------------	-------------	----------------

Sale/Manufacturing:		40	20	60
Opium or Cocaine and Their Derivatives (Morphine, Heroin, Codeine)	Male	12	5	17
	Female	0	0	0
Marijuana	Male	1	3	4
	Female	0	1	1
Synthetic Narcotics - Manufactured Narcotics Which Can Cause True Drug Addiction Demerol, Methadones)	Male	11	5	16
	Female	3	2	5
Other - Dangerous Nonnarcotic Drugs (Barbiturates, Benzedrine)	Male	10	3	13
	Female	3	1	4

Possession:		151	46	197
--------------------	--	------------	-----------	------------

Opium or Cocaine and Their Derivatives (Morphine, Heroin, Codeine)	Male	23	6	29
	Female	1	2	3
Marijuana	Male	5	3	8
	Female	0	0	0
Synthetic Narcotics - Manufactured Narcotics Which Can Cause True Drug Addiction (Demerol, Methadones)	Male	38	12	50
	Female	2	1	3
Other - Dangerous Nonnarcotic Drugs (Barbiturates, Benzedrine)	Male	70	22	92
	Female	12	0	12

Total Drug Abuse Violations:	Male	170	59	Total:
	Female	21	7	257

Gambling:		60 - 64	65 +	ASR 60+
------------------	--	----------------	-------------	----------------

Bookmaking (Horse and Sport Book)	Male	0	0	0
	Female	0	0	0
Numbers and Lottery	Male	0	0	0
	Female	0	0	0
All Other Gambling	Male	0	0	0
	Female	0	0	0

Total Gambling Violations:	Male	0	0	Total:
	Female	0	0	0

Miscellaneous:		60 - 64	65 +	ASR 60+
-----------------------	--	----------------	-------------	----------------

Offenses Against the Family and Children	Male	5	11	16
	Female	3	2	5
Driving Under the Influence	Male	266	240	506
	Female	97	77	174
Liquor Laws	Male	262	116	378
	Female	20	1	21
Drunkenness	Male	3	5	8
	Female	3	0	3
Disorderly Conduct	Male	47	43	90
	Female	10	12	22
Vagrancy	Male	185	81	266
	Female	17	15	32
All Other Offenses (Except Traffic)	Male	1,463	821	2,284
	Female	271	151	422
Suspicion	Male	0	0	0
	Female	0	0	0

Total Miscellaneous Violations:	Male	2,231	1,317	Total:
	Female	421	258	4,227

Human Trafficking:		60 - 64	65 +	ASR 60+
---------------------------	--	----------------	-------------	----------------

Human Trafficking/ Commercial Sex Acts	Male	0	0	0
	Female	0	0	0
Human Trafficking/ Involuntary Servitude	Male	0	0	0
	Female	0	0	0

Total Human Trafficking Violations:	Male	0	0	Total:
	Female	0	0	0

2018 State of Nevada Arrest Information

Arrests - Ages State Totals 2018		Carson City So	COUNTY: Churc	Churchill Co	Fallon PD	COUNTY: Clark	Boulder PD	Clark Co School I	College of SNV	Henderson PD	LV Metro	LV Fire & Rescue	Mesquite PD	NLV Fire & Rescu	NLV PD	UNLV PD	Douglas Co	COUNTY: Elko	Carlin PD	Elko PD	Elko CO	West Wendover	Esmeralda Co	Eureka Co	
Gambling:		U10																							
Bookmaking (Horse and Sport Book)	Male	0	0	0	0	0	0	0	0	0	0	0	0	0	0	0	0	0	0	0	0	0	0	0	
	Female	0	0	0	0	0	0	0	0	0	0	0	0	0	0	0	0	0	0	0	0	0	0	0	
Numbers and Lottery	Male	0	0	0	0	0	0	0	0	0	0	0	0	0	0	0	0	0	0	0	0	0	0		
	Female	0	0	0	0	0	0	0	0	0	0	0	0	0	0	0	0	0	0	0	0	0	0		
All Other Gambling	Male	0	0	0	0	0	0	0	0	0	0	0	0	0	0	0	0	0	0	0	0	0	0		
	Female	0	0	0	0	0	0	0	0	0	0	0	0	0	0	0	0	0	0	0	0	0	0		
Total Gambling Violations:	Male	0	0	0	0	0	0	0	0	0	0	0	0	0	0	0	0	0	0	0	0	0	0		
	Female	0	0	0	0	0	0	0	0	0	0	0	0	0	0	0	0	0	0	0	0	0	0		
Miscellaneous:		U10																							
Offenses Against the Family and Children	Male	0	0	0	0	0	0	0	0	0	0	0	0	0	0	0	0	0	0	0	0	0	0		
	Female	0	0	0	0	0	0	0	0	0	0	0	0	0	0	0	0	0	0	0	0	0	0		
Driving Under the Influence	Male	0	0	0	0	0	0	0	0	0	0	0	0	0	0	0	0	0	0	0	0	0	0		
	Female	0	0	0	0	0	0	0	0	0	0	0	0	0	0	0	0	0	0	0	0	0	0		
Liquor Laws	Male	0	0	0	0	0	0	0	0	0	0	0	0	0	0	0	0	0	0	0	0	0	0		
	Female	0	0	0	0	0	0	0	0	0	0	0	0	0	0	0	0	0	0	0	0	0	0		
Drunkenness	Male	0	0	0	0	0	0	0	0	0	0	0	0	0	0	0	0	0	0	0	0	0	0		
	Female	0	0	0	0	0	0	0	0	0	0	0	0	0	0	0	0	0	0	0	0	0	0		
Disorderly Conduct	Male	0	0	0	0	0	0	0	0	0	0	0	0	0	0	0	0	0	0	0	0	0	0		
	Female	0	0	0	0	0	0	0	0	0	0	0	0	0	0	0	0	0	0	0	0	0	0		
Vagrancy	Male	0	0	0	0	0	0	0	0	0	0	0	0	0	0	0	0	0	0	0	0	0	0		
	Female	0	0	0	0	0	0	0	0	0	0	0	0	0	0	0	0	0	0	0	0	0	0		
All Other Offenses (Except Traffic)	Male	0	6	6	0	3	0	0	0	1	1	0	0	0	1	0	0	0	0	0	0	0	0		
	Female	0	1	1	0	4	0	0	0	2	1	0	0	0	1	0	0	0	0	0	0	0	0		
Suspicion	Male	0	0	0	0	0	0	0	0	0	0	0	0	0	0	0	0	0	0	0	0	0	0		
	Female	0	0	0	0	0	0	0	0	0	0	0	0	0	0	0	0	0	0	0	0	0	0		
Curfew and Loitering Law Violations	Male	0	0	0	0	0	0	0	0	0	0	0	0	0	0	0	0	0	0	0	0	0	0		
	Female	0	0	0	0	0	0	0	0	0	0	0	0	0	0	0	0	0	0	0	0	0	0		
Runaways	Male	0	1	0	1	0	0	0	0	0	0	0	0	0	0	0	0	1	0	1	0	0	0		
	Female	0	0	0	0	0	0	0	0	0	0	0	0	0	0	0	0	0	0	0	0	0	0		
Total Miscellaneous Violations:	Male	0	7	6	1	3	0	0	0	1	1	0	0	0	1	0	0	1	0	1	0	0	0		
	Female	0	1	1	0	4	0	0	0	2	1	0	0	0	1	0	0	0	0	0	0	0	0		
Human Trafficking:		U10																							
Human Trafficking/ Commercial Sex Acts	Male	0	0	0	0	0	0	0	0	0	0	0	0	0	0	0	0	0	0	0	0	0	0		
	Female	0	0	0	0	0	0	0	0	0	0	0	0	0	0	0	0	0	0	0	0	0	0		
Human Trafficking/ Involuntary Servitude	Male	0	0	0	0	0	0	0	0	0	0	0	0	0	0	0	0	0	0	0	0	0	0		
	Female	0	0	0	0	0	0	0	0	0	0	0	0	0	0	0	0	0	0	0	0	0	0		
Total Human Trafficking Violations:	Male	0	0	0	0	0	0	0	0	0	0	0	0	0	0	0	0	0	0	0	0	0	0		
	Female	0	0	0	0	0	0	0	0	0	0	0	0	0	0	0	0	0	0	0	0	0	0		
Total Arrests:	Male	0	8	7	1	8	0	0	0	2	4	0	0	0	2	0	1	1	0	1	0	0	0		
Under 10 Years of Age	Female	0	1	1	0	6	0	1	0	2	2	0	0	0	1	0	0	2	0	0	2	0	0		
Total:		0	9	8	1	14	0	1	0	4	6	0	0	0	3	0	1	3	0	1	2	0	0		

2018 State of Nevada Arrest Information

Arrests - Ages State Totals 2018		COUNTY: Humboldt Co	Winnemucca PD	Lander Co	Lincoln Co	COUNTY: Lyon	Lyon Co	Yerington PD	Mineral Co	Nye Co	COUNTY: Persimmon	Lovelock PD	Pershing Co	Storey Co	COUNTY: Washoe	Reno PD	Reno-Tahoe Airf	Sparks PD	UNR	Washoe School L	Washoe Co	Reno Muni Cour	White Pine Co	COUNTY: State	NDI	NHP - Southern	NHP - Northeast	NHP - Northwest	Capitol Police	Fire Marshal	DOWL	Secretary of State	Attorney Gener	U10	YTD	
Gambling:		U10																												YTD						
Bookmaking (Horse and Sport Book)	Male	0	0	0	0	0	0	0	0	0	0	0	0	0	0	0	0	0	0	0	0	0	0	0	0	0	0	0	0	0	0	0	0	0	0	
	Female	0	0	0	0	0	0	0	0	0	0	0	0	0	0	0	0	0	0	0	0	0	0	0	0	0	0	0	0	0	0	0	0	0	0	0
Numbers and Lottery	Male	0	0	0	0	0	0	0	0	0	0	0	0	0	0	0	0	0	0	0	0	0	0	0	0	0	0	0	0	0	0	0	0	0	0	0
	Female	0	0	0	0	0	0	0	0	0	0	0	0	0	0	0	0	0	0	0	0	0	0	0	0	0	0	0	0	0	0	0	0	0	0	0
All Other Gambling	Male	0	0	0	0	0	0	0	0	0	0	0	0	0	0	0	0	0	0	0	0	0	0	0	0	0	0	0	0	0	0	0	0	0	0	0
	Female	0	0	0	0	0	0	0	0	0	0	0	0	0	0	0	0	0	0	0	0	0	0	0	0	0	0	0	0	0	0	0	0	0	0	0
Total Gambling Violations:	Male	0	0	0	0	0	0	0	0	0	0	0	0	0	0	0	0	0	0	0	0	0	0	0	0	0	0	0	0	0	0	0	0	0	0	0
	Female	0	0	0	0	0	0	0	0	0	0	0	0	0	0	0	0	0	0	0	0	0	0	0	0	0	0	0	0	0	0	0	0	0	0	0
Miscellaneous:		U10																												YTD						
Offenses Against the Family and Children	Male	0	0	0	0	0	0	0	0	0	0	0	0	0	0	0	0	0	0	0	0	0	0	0	0	0	0	0	0	0	0	0	0	0	0	
	Female	0	0	0	0	0	0	0	0	0	0	0	0	0	0	0	0	0	0	0	0	0	0	0	0	0	0	0	0	0	0	0	0	0	0	0
Driving Under the Influence	Male	0	0	0	0	0	0	0	0	0	0	0	0	0	0	0	0	0	0	0	0	0	0	0	0	0	0	0	0	0	0	0	0	0	0	0
	Female	0	0	0	0	0	0	0	0	0	0	0	0	0	0	0	0	0	0	0	0	0	0	0	0	0	0	0	0	0	0	0	0	0	0	0
Liquor Laws	Male	0	0	0	0	0	0	0	0	0	0	0	0	0	0	0	0	0	0	0	0	0	0	0	0	0	0	0	0	0	0	0	0	0	0	0
	Female	0	0	0	0	0	0	0	0	0	0	0	0	0	0	0	0	0	0	0	0	0	0	0	0	0	0	0	0	0	0	0	0	0	0	0
Drunkenness	Male	0	0	0	0	0	0	0	0	0	0	0	0	0	0	0	0	0	0	0	0	0	0	0	0	0	0	0	0	0	0	0	0	0	0	0
	Female	0	0	0	0	0	0	0	0	0	0	0	0	0	0	0	0	0	0	0	0	0	0	0	0	0	0	0	0	0	0	0	0	0	0	0
Disorderly Conduct	Male	0	0	0	0	0	0	0	0	0	0	0	0	0	0	0	0	0	0	0	0	0	0	0	0	0	0	0	0	0	0	0	0	0	0	0
	Female	0	0	0	0	0	0	0	0	0	0	0	0	0	0	0	0	0	0	0	0	0	0	0	0	0	0	0	0	0	0	0	0	0	0	0
Vagrancy	Male	0	0	0	0	0	0	0	0	0	0	0	0	0	0	0	0	0	0	0	0	0	0	0	0	0	0	0	0	0	0	0	0	0	0	0
	Female	0	0	0	0	0	0	0	0	0	0	0	0	0	0	0	0	0	0	0	0	0	0	0	0	0	0	0	0	0	0	0	0	0	0	0
All Other Offenses (Except Traffic)	Male	0	0	0	0	0	0	0	0	0	0	0	0	0	0	0	0	0	0	0	0	0	0	0	0	0	0	0	0	0	0	0	0	0	0	0
	Female	0	0	0	0	0	0	0	0	0	0	0	0	0	0	0	0	0	0	0	0	0	0	0	0	0	0	0	0	0	0	0	0	0	0	0
Suspicion	Male	0	0	0	0	0	0	0	0	0	0	0	0	0	0	0	0	0	0	0	0	0	0	0	0	0	0	0	0	0	0	0	0	0	0	0
	Female	0	0	0	0	0	0	0	0	0	0	0	0	0	0	0	0	0	0	0	0	0	0	0	0	0	0	0	0	0	0	0	0	0	0	0
Curfew and Loitering Law Violations	Male	0	0	0	0	0	0	0	0	0	0	0	0	0	0	0	0	0	0	0	0	0	0	0	0	0	0	0	0	0	0	0	0	0	0	0
	Female	0	0	0	0	0	0	0	0	0	0	0	0	0	0	0	0	0	0	0	0	0	0	0	0	0	0	0	0	0	0	0	0	0	0	0
Runaways	Male	0	0	0	0	0	0	0	0	0	0	0	0	0	0	0	0	0	0	0	0	0	0	0	0	0	0	0	0	0	0	0	0	0	0	0
	Female	0	0	0	0	0	0	0	0	0	0	0	0	0	0	0	0	0	0	0	0	0	0	0	0	0	0	0	0	0	0	0	0	0	0	0
Total Miscellaneous Violations:	Male	0	0	0	0	0	0	0	0	0	0	0	0	0	0	1	0	0	0	0	1	0	0	0	0	0	0	0	0	0	0	0	0	0	0	14
	Female	0	0	0	0	0	0	0	0	0	0	0	0	0	0	1	1	0	0	0	0	0	0	0	0	0	0	0	0	0	0	0	0	0	0	6
Human Trafficking:		U10																												YTD						
Human Trafficking/ Commercial Sex Acts	Male	0	0	0	0	0	0	0	0	0	0	0	0	0	0	0	0	0	0	0	0	0	0	0	0	0	0	0	0	0	0	0	0	0	0	
	Female	0	0	0	0	0	0	0	0	0	0	0	0	0	0	0	0	0	0	0	0	0	0	0	0	0	0	0	0	0	0	0	0	0	0	0
Human Trafficking/ Involuntary Servitude	Male	0	0	0	0	0	0	0	0	0	0	0	0	0	0	0	0	0	0	0	0	0	0	0	0	0	0	0	0	0	0	0	0	0	0	0
	Female	0	0	0	0	0	0	0	0	0	0	0	0	0	0	0	0	0	0	0	0	0	0	0	0	0	0	0	0	0	0	0	0	0	0	0
Total Human Trafficking Violations:	Male	0	0	0	0	0	0	0	0	0	0	0	0	0	0	0	0	0	0	0	0	0	0	0	0	0	0	0	0	0	0	0	0	0	0	0
	Female	0	0	0	0	0	0	0	0	0	0	0	0	0	0	0	0	0	0	0	0	0	0	0	0	0	0	0	0	0	0	0	0	0	0	0
Total Arrests:	Male	0	0	0	0	1	0	0	0	0	0	0	0	0	7	3	0	1	0	3	0	0	0	2	0	0	1	1	0	0	0	0	0	0	28	
Under 10 Years of Age	Female	0	0	0	0	0	1	1	0	0	0	0	0	0	3	3	0	0	0	0	0	0	0	0	0	0	0	0	0	0	0	0	0	0	13	
Total:		0	0	0	0	1	1	1	0	0	0	0	0	0	10	6	0	1	0	3	0	0	2	0	0	1	1	0	0	0	0	0	0	0	41	

2018 State of Nevada Arrest Information

Arrests - Ages State Totals 2018		Carson City So	COUNTY: Churchill	Churchill Co	Fallon PD	COUNTY: Clark	Boulder PD	Clark Co. School Dist	College of SNV	Henderson PD	LV Metro	LV Fire & Rescue	Mesquite PD	NLV Fire & Rescue	NLV PD	UNLV PD	Douglas Co	COUNTY: Elko	Carlin PD	Elko PD	Elko CO	West Wendover PD	Esmeralda Co	Eureka Co	
Index Crime:		10-12"																							
Murder and Nonnegligent Manslaughter	Male	0	0	0	0	0	0	0	0	0	0	0	0	0	0	0	0	0	0	0	0	0	0	0	
	Female	0	0	0	0	0	0	0	0	0	0	0	0	0	0	0	0	0	0	0	0	0	0	0	
Manslaughter by Negligence	Male	0	0	0	0	0	0	0	0	0	0	0	0	0	0	0	0	0	0	0	0	0	0	0	
	Female	0	0	0	0	0	0	0	0	0	0	0	0	0	0	0	0	0	0	0	0	0	0	0	
Rape	Male	0	0	0	0	7	0	0	0	0	3	0	0	0	4	0	0	0	0	0	0	0	0	0	
	Female	0	0	0	0	2	0	0	0	0	2	0	0	0	0	0	0	0	0	0	0	0	0	0	
Robbery	Male	0	0	0	0	11	0	1	0	1	7	0	0	0	2	0	0	0	0	0	0	0	0	0	
	Female	0	0	0	0	0	0	0	0	0	0	0	0	0	0	0	0	0	0	0	0	0	0	0	
Aggravated Assault (Return A - 4a-d)	Male	4	0	0	0	85	0	66	0	0	98	0	0	0	10	0	0	0	0	0	0	0	0	0	
	Female	3	0	0	0	40	0	36	0	0	2	0	0	0	2	0	0	0	0	0	0	0	0	0	
Burglary - Breaking or Entering	Male	1	1	1	0	13	0	4	0	0	6	0	1	0	2	0	0	0	0	0	0	0	0	0	
	Female	0	0	0	0	2	0	0	0	0	2	0	0	0	0	0	0	0	0	0	0	0	0	0	
Larceny - Theft (Except Motor Vehicle Theft)	Male	1	0	0	0	36	0	3	6	4	16	0	0	0	7	0	0	0	0	0	0	0	0	0	
	Female	0	0	0	0	21	0	1	0	6	13	0	0	0	1	0	0	1	0	0	1	0	0	0	
Motor Vehicle Theft	Male	0	0	0	0	1	0	0	0	0	0	0	0	0	1	0	0	0	0	0	0	0	0	0	
	Female	0	0	0	0	1	0	0	0	0	0	0	0	0	1	0	0	0	0	0	0	0	0	0	
Arson	Male	0	0	0	0	1	0	1	0	0	0	0	0	0	0	0	0	0	0	0	0	0	0	0	
	Female	0	0	0	0	2	0	2	0	0	0	0	0	0	0	0	0	0	0	0	0	0	0	0	
Total Index Crimes Violations:	Male	6	1	1	0	154	0	75	6	5	41	0	1	0	26	0	0	0	0	0	0	0	0	0	
	Female	3	0	0	0	68	0	39	0	6	19	0	0	0	4	0	0	1	0	0	1	0	0	0	
Other Offenses:		10-12"																							
Other Assaults (Return A - 4e)	Male	1	1	1	0	111	0	8	0	19	73	0	0	0	11	0	1	2	0	1	1	0	0	0	
	Female	0	0	0	0	80	0	2	0	9	62	0	1	0	6	0	0	1	0	0	1	0	0	0	
Forgery and Counterfeiting	Male	0	0	0	0	0	0	0	0	0	0	0	0	0	0	0	0	0	0	0	0	0	0	0	
	Female	0	0	0	0	0	0	0	0	0	0	0	0	0	0	0	0	0	0	0	0	0	0	0	
Fraud	Male	1	0	0	0	1	0	0	0	0	1	0	0	0	0	0	0	0	0	0	0	0	0	0	
	Female	0	0	0	0	0	0	0	0	0	0	0	0	0	0	0	0	0	0	0	0	0	0	0	
Embezzlement	Male	0	0	0	0	0	0	0	0	0	0	0	0	0	0	0	0	0	0	0	0	0	0	0	
	Female	0	0	0	0	0	0	0	0	0	0	0	0	0	0	0	0	0	0	0	0	0	0	0	
Stolen Property; Buying, Receiving, Possessing	Male	0	0	0	0	3	0	1	0	0	0	0	0	0	2	0	0	0	0	0	0	0	0	0	
	Female	0	0	0	0	2	0	2	0	0	0	0	0	0	0	0	0	0	0	0	0	0	0	0	
Vandalism	Male	0	1	1	0	17	0	6	0	5	5	0	0	0	1	0	0	0	0	0	0	0	0	0	
	Female	1	1	1	0	6	0	3	0	0	2	0	0	0	1	0	0	0	0	0	0	0	0	0	
Weapons; Carrying, Possessing, etc.	Male	0	0	0	0	10	0	9	0	0	0	0	0	0	1	0	1	0	0	0	0	0	0	0	
	Female	0	0	0	0	2	0	2	0	0	0	0	0	0	0	0	0	0	0	0	0	0	0	0	
Total Other Offense Violations:	Male	2	2	2	0	142	0	24	0	24	79	0	0	0	15	0	2	2	0	1	1	0	0	0	
	Female	1	1	1	0	90	0	9	0	9	64	0	1	0	7	0	0	1	0	0	1	0	0	0	
Prostitution and Commercialized Vice:		10-12"																							
Prostitution	Male	0	0	0	0	0	0	0	0	0	0	0	0	0	0	0	0	0	0	0	0	0	0	0	
	Female	0	0	0	0	0	0	0	0	0	0	0	0	0	0	0	0	0	0	0	0	0	0	0	
Assisting or Promoting Prostitution	Male	0	0	0	0	0	0	0	0	0	0	0	0	0	0	0	0	0	0	0	0	0	0	0	
	Female	0	0	0	0	0	0	0	0	0	0	0	0	0	0	0	0	0	0	0	0	0	0	0	
Purchasing Prostitution	Male	0	0	0	0	0	0	0	0	0	0	0	0	0	0	0	0	0	0	0	0	0	0	0	
	Female	0	0	0	0	0	0	0	0	0	0	0	0	0	0	0	0	0	0	0	0	0	0	0	
Total Prostitution & Commercialized Vice Violations:	Male	0	0	0	0	0	0	0	0	0	0	0	0	0	0	0	0	0	0	0	0	0	0	0	
	Female	0	0	0	0	0	0	0	0	0	0	0	0	0	0	0	0	0	0	0	0	0	0	0	
Sex Offenses (Except Forcible Rape and Prostitution)		10-12"																							
Sex Offenses (Except Forcible Rape and Prostitution)	Male	0	1	1	0	12	0	8	0	1	3	0	0	0	0	0	0	0	0	0	0	0	0	0	
	Female	0	0	0	0	1	0	0	0	0	1	0	0	0	0	0	0	0	0	0	0	0	0	0	
Drug Abuse Violations:		10-12"																							
Sale/Manufacturing:		0																							
Opium or Cocaine and Their Derivatives (Morphine, Heroin, Codeine)	Male	0	0	0	0	0	0	0	0	0	0	0	0	0	0	0	0	0	0	0	0	0	0	0	
	Female	0	0	0	0	0	0	0	0	0	0	0	0	0	0	0	0	0	0	0	0	0	0	0	
Marijuana	Male	0	0	0	0	0	0	0	0	0	0	0	0	0	0	0	0	0	0	0	0	0	0	0	
	Female	0	0	0	0	1	0	1	0	0	0	0	0	0	0	0	0	0	0	0	0	0	0	0	
Synthetic Narcotics - Manufactured Narcotics Which Can Cause True Drug Addiction (Demerol, Methadone)	Male	0	0	0	0	2	0	2	0	0	0	0	0	0	0	0	1	0	0	1	0	0	0	0	
	Female	0	0	0	0	0	0	0	0	0	0	0	0	0	0	0	0	0	0	0	0	0	0	0	
Other - Dangerous Nonnarcotic Drugs (Barbiturates, Benzadrine)	Male	0	0	0	0	0	0	0	0	0	0	0	0	0	0	0	0	0	0	0	0	0	0	0	
	Female	0	0	0	0	0	0	0	0	0	0	0	0	0	0	0	0	0	0	0	0	0	0	0	
Possession:	Male	1	0	0	0	34	1	27	0	2	3	0	1	0	0	4	2	0	0	2	0	0	0	0	
Opium or Cocaine and Their Derivatives (Morphine, Heroin, Codeine)	Male	0	0	0	0	0	0	0	0	0	0	0	0	0	0	0	0	0	0	0	0	0	0	0	
	Female	0	0	0	0	0	0	0	0	0	0	0	0	0	0	0	0	0	0	0	0	0	0	0	
Marijuana	Male	0	0	0	0	22	0	18	0	1	3	0	0	0	0	2	2	0	0	2	0	0	0	0	
	Female	1	0	0	0	9	1	7	0	1	0	0	0	0	0	2	0	0	0	0	0	0	0	0	
Synthetic Narcotics - Manufactured Narcotics Which Can Cause True Drug Addiction (Demerol, Methadone)	Male	0	0	0	0	0	0	0	0	0	0	0	0	0	0	0	0	0	0	0	0	0	0	0	
	Female	0	0	0	0	0	0	0	0	0	0	0	0	0	0	0	0	0	0	0	0	0	0	0	
Other - Dangerous Nonnarcotic Drugs (Barbiturates, Benzadrine)	Male	0	0	0	0	1	0	0	0	0	0	1	0	0	0	0	0	0	0	0	0	0	0	0	
	Female	0	0	0	0	2	0	2	0	0	0	0	0	0	0	0	0	0	0	0	0	0	0	0	
Total Drug Abuse Violations:	Male	0	0	0	0	25	0	20	0	1	3	0	1	0	0	2	3	0	0	3	0	0	0	0	
	Female	1	0	0	0	12	1	10	0	1	0	0	0	0	0	2	0	0	0	0	0	0	0	0	

2018 State of Nevada Arrest Information

Arrests - Ages State Totals 2018		Carson City So	COUNTY: Churchill	Churchill Co	Fallon PD	COUNTY: Clark	Boulder PD	Clark Co School Dist	College of SNV	Henderson PD	LV Metro	LV Fire & Rescue	Mesquite PD	NLV Fire & Rescue	NLV PD	UNLV PD	Douglas Co	COUNTY: Elko	Carlin PD	Elko PD	Elko CO	West Wendover PD	Esmeralda Co	Eureka Co	
Gambling:		10-12"																							
Bookmaking (Horse and Sport Book)	Male	0	0	0	0	0	0	0	0	0	0	0	0	0	0	0	0	0	0	0	0	0	0	0	
	Female	0	0	0	0	0	0	0	0	0	0	0	0	0	0	0	0	0	0	0	0	0	0	0	
Numbers and Lottery	Male	0	0	0	0	0	0	0	0	0	0	0	0	0	0	0	0	0	0	0	0	0	0		
	Female	0	0	0	0	0	0	0	0	0	0	0	0	0	0	0	0	0	0	0	0	0	0		
All Other Gambling	Male	0	0	0	0	0	0	0	0	0	0	0	0	0	0	0	0	0	0	0	0	0	0		
	Female	0	0	0	0	0	0	0	0	0	0	0	0	0	0	0	0	0	0	0	0	0	0		
Total Gambling Violations:		Male	0	0	0	0	0	0	0	0	0	0	0	0	0	0	0	0	0	0	0	0	0		
	Female	0	0	0	0	0	0	0	0	0	0	0	0	0	0	0	0	0	0	0	0	0	0		
Miscellaneous:		10-12"																							
Offenses Against the Family and Children	Male	0	0	0	0	0	0	0	0	0	0	0	0	0	0	0	0	0	0	0	0	0	0		
	Female	0	0	0	0	0	0	0	0	0	0	0	0	0	0	0	0	1	0	1	0	0	0		
Driving Under the Influence	Male	0	0	0	0	0	0	0	0	0	0	0	0	0	0	0	0	0	0	0	0	0	0		
	Female	0	0	0	0	0	0	0	0	0	0	0	0	0	0	0	0	0	0	0	0	0	0		
Liquor Laws	Male	0	0	0	0	0	0	0	0	0	0	0	0	0	0	0	0	0	0	0	0	0	0		
	Female	0	0	0	0	2	0	1	0	0	1	0	0	0	0	0	2	0	0	0	0	0	0		
Drunkenness	Male	0	0	0	0	7	0	7	0	0	0	0	0	0	0	0	0	0	0	0	0	0	0		
	Female	0	0	0	0	1	0	1	0	0	0	0	0	0	0	0	0	0	0	0	0	0	0		
Disorderly Conduct	Male	0	1	1	0	15	0	13	0	0	1	0	0	0	1	0	0	1	0	0	1	0	0		
	Female	0	0	0	0	16	0	14	0	0	1	0	0	0	1	0	0	0	0	0	0	0	0		
Vagrancy	Male	0	0	0	0	0	0	0	0	0	0	0	0	0	0	0	0	0	0	0	0	0	0		
	Female	0	0	0	0	0	0	0	0	0	0	0	0	0	0	0	0	0	0	0	0	0	0		
All Other Offenses (Except Traffic)	Male	3	8	8	0	42	0	14	0	3	22	0	0	0	3	0	0	0	0	0	0	0	0		
	Female	2	9	9	0	23	0	10	0	2	10	0	0	0	1	0	1	1	0	0	1	0	0		
Suspicion	Male	0	0	0	0	0	0	0	0	0	0	0	0	0	0	0	0	0	0	0	0	0	0		
	Female	0	0	0	0	0	0	0	0	0	0	0	0	0	0	0	0	0	0	0	0	0	0		
Curfew and Loitering Law Violations	Male	0	0	0	0	4	0	0	0	0	4	0	0	0	0	0	0	0	0	0	0	0	0		
	Female	0	0	0	0	2	0	0	0	0	2	0	0	0	0	0	0	0	0	0	0	0	0		
Runaways	Male	0	6	6	0	6	0	0	0	6	0	0	0	0	0	0	0	3	0	3	0	0	0		
	Female	0	1	1	0	4	0	0	0	4	0	0	0	0	0	0	0	2	0	2	0	0	0		
Total Miscellaneous Violations:		Male	3	15	15	0	74	0	34	0	9	27	0	0	0	4	0	4	0	3	1	0	0		
	Female	2	10	10	0	48	0	26	0	6	14	0	0	0	2	0	3	4	0	3	1	0	0		
Human Trafficking:		10-12"																							
Human Trafficking/ Commercial Sex Acts	Male	0	0	0	0	0	0	0	0	0	0	0	0	0	0	0	0	0	0	0	0	0	0		
	Female	0	0	0	0	0	0	0	0	0	0	0	0	0	0	0	0	0	0	0	0	0	0		
Human Trafficking/ Involuntary Servitude	Male	0	0	0	0	0	0	0	0	0	0	0	0	0	0	0	0	0	0	0	0	0	0		
	Female	0	0	0	0	0	0	0	0	0	0	0	0	0	0	0	0	0	0	0	0	0	0		
Total Human Trafficking Violations:		Male	0	0	0	0	0	0	0	0	0	0	0	0	0	0	0	0	0	0	0	0	0		
	Female	0	0	0	0	0	0	0	0	0	0	0	0	0	0	0	0	0	0	0	0	0	0		
Total Arrests:	Male	11	19	19	0	407	0	161	6	40	153	0	2	0	45	0	4	9	0	4	5	0	0		
10 - 12 Years Old	Female	7	11	11	0	219	1	84	0	22	98	0	1	0	13	0	5	6	0	3	3	0	0		
Total:		18	30	30	0	626	1	245	6	62	251	0	3	0	58	0	9	15	0	7	8	0	0		

2018 State of Nevada Arrest Information

Arrests - Ages State Totals 2018		COUNTY: Humboldt	Humboldt Co	Winnemucca PD	Lander Co	Lincoln Co	COUNTY: Lyon	Lyon Co	Yerington PD	Mineral Co	Nye Co	COUNTY: Pershing	Lovelock PD	Pershing Co	Storey Co	COUNTY: Washoe	Reno PD	Reno-Tahoe Airport	Sparks PD	UNR	Washoe School Dist	Washoe Co	Reno Muni Court	White Pine Co	COUNTY: Statewide	NDI	NHP - Southern	NHP - Northeastern	NHP - Northwesterr	Capitol Police	Fire Marshal	DOWL	Secretary of State	Attorney General	Total		
Gambling:		10-12"																											YTD								
Bookmaking (Horse and Sport Book)	Male	0	0	0	0	0	0	0	0	0	0	0	0	0	0	0	0	0	0	0	0	0	0	0	0	0	0	0	0	0	0	0	0	0	0	0	
	Female	0	0	0	0	0	0	0	0	0	0	0	0	0	0	0	0	0	0	0	0	0	0	0	0	0	0	0	0	0	0	0	0	0	0	0	
Numbers and Lottery	Male	0	0	0	0	0	0	0	0	0	0	0	0	0	0	0	0	0	0	0	0	0	0	0	0	0	0	0	0	0	0	0	0	0	0	0	
	Female	0	0	0	0	0	0	0	0	0	0	0	0	0	0	0	0	0	0	0	0	0	0	0	0	0	0	0	0	0	0	0	0	0	0	0	
All Other Gambling	Male	0	0	0	0	0	0	0	0	0	0	0	0	0	0	0	0	0	0	0	0	0	0	0	0	0	0	0	0	0	0	0	0	0	0	0	
	Female	0	0	0	0	0	0	0	0	0	0	0	0	0	0	0	0	0	0	0	0	0	0	0	0	0	0	0	0	0	0	0	0	0	0	0	
Total Gambling Violations:		Male	0	0	0	0	0	0	0	0	0	0	0	0	0	0	0	0	0	0	0	0	0	0	0	0	0	0	0	0	0	0	0	0	0	0	
	Female	0	0	0	0	0	0	0	0	0	0	0	0	0	0	0	0	0	0	0	0	0	0	0	0	0	0	0	0	0	0	0	0	0	0	0	
Miscellaneous:		10-12"																											YTD								
Offenses Against the Family and Children	Male	0	0	0	0	0	0	0	0	0	0	0	0	0	0	0	0	0	0	0	0	0	0	0	0	0	0	0	0	0	0	0	0	0	0	0	
	Female	0	0	0	0	0	0	0	0	0	0	0	0	0	0	0	0	0	0	0	0	0	0	0	0	0	0	0	0	0	0	0	0	0	0	0	1
Driving Under the Influence	Male	0	0	0	0	0	0	0	0	0	0	0	0	0	0	0	0	0	0	0	0	0	0	0	0	0	0	0	0	0	0	0	0	0	0	0	
	Female	0	0	0	0	0	0	0	0	0	0	0	0	0	0	0	0	0	0	0	0	0	0	0	0	0	0	0	0	0	0	0	0	0	0	0	
Liquor Laws	Male	0	0	0	0	0	0	0	0	0	0	0	0	0	0	2	0	0	0	0	2	0	0	0	0	0	0	0	0	0	0	0	0	0	0	0	2
	Female	0	0	0	0	0	0	0	0	0	0	0	0	0	0	1	0	0	0	1	0	0	0	0	0	0	0	0	0	0	0	0	0	0	0	5	
Drunkenness	Male	0	0	0	0	0	0	0	0	0	0	0	0	0	0	0	0	0	0	0	0	0	0	0	0	0	0	0	0	0	0	0	0	0	0	7	
	Female	0	0	0	0	0	0	0	0	0	0	0	0	0	0	0	0	0	0	0	0	0	0	0	0	0	0	0	0	0	0	0	0	0	0	1	
Disorderly Conduct	Male	0	0	0	0	0	1	1	0	0	1	0	0	0	0	14	0	0	0	0	14	0	0	0	0	0	0	0	0	0	0	0	0	0	0	0	33
	Female	0	0	0	0	0	0	0	0	0	0	0	0	0	0	3	0	0	0	3	0	0	0	0	0	0	0	0	0	0	0	0	0	0	0	19	
Vagrancy	Male	0	0	0	0	0	0	0	0	0	0	0	0	0	0	0	0	0	0	0	0	0	0	0	0	0	0	0	0	0	0	0	0	0	0	0	
	Female	0	0	0	0	0	0	0	0	0	0	0	0	0	0	0	0	0	0	0	0	0	0	0	0	0	0	0	0	0	0	0	0	0	0	0	
All Other Offenses (Except Traffic)	Male	0	0	0	0	0	1	1	0	0	2	1	0	1	0	12	4	0	5	0	3	0	0	0	1	0	0	0	1	0	0	0	1	0	0	70	
	Female	0	0	0	0	0	0	0	0	0	2	0	0	0	0	7	3	0	3	0	1	0	0	0	0	0	0	0	0	0	0	0	0	0	0	45	
Suspicion	Male	0	0	0	0	0	0	0	0	0	0	0	0	0	0	0	0	0	0	0	0	0	0	0	0	0	0	0	0	0	0	0	0	0	0	0	
	Female	0	0	0	0	0	0	0	0	0	0	0	0	0	0	0	0	0	0	0	0	0	0	0	0	0	0	0	0	0	0	0	0	0	0	0	
Curfew and Loitering Law Violations	Male	0	0	0	0	0	0	0	0	0	0	0	0	0	0	12	3	0	1	0	2	6	0	0	0	0	0	0	0	0	0	0	0	0	0	16	
	Female	0	0	0	0	0	0	0	0	0	0	0	0	0	0	1	1	0	0	0	0	0	0	0	0	0	0	0	0	0	0	0	0	0	0	3	
Runaways	Male	0	0	0	0	0	0	0	0	0	0	0	0	0	0	10	0	0	0	0	10	0	0	0	0	0	0	0	0	0	0	0	0	0	0	25	
	Female	0	0	0	0	0	0	0	0	0	0	0	0	0	0	0	0	0	0	0	0	0	0	0	0	0	0	0	0	0	0	0	0	0	0	7	
Total Miscellaneous Violations:		Male	0	0	0	0	2	2	0	0	3	1	0	1	0	50	7	0	6	0	31	6	0	0	1	0	0	0	1	0	0	0	1	0	0	153	
	Female	0	0	0	0	0	0	0	0	2	0	0	0	0	0	12	4	0	3	0	5	0	0	0	0	0	0	0	0	0	0	0	0	0	0	81	
Human Trafficking:		10-12"																											YTD								
Human Trafficking/ Commercial Sex Acts	Male	0	0	0	0	0	0	0	0	0	0	0	0	0	0	0	0	0	0	0	0	0	0	0	0	0	0	0	0	0	0	0	0	0	0	0	
	Female	0	0	0	0	0	0	0	0	0	0	0	0	0	0	0	0	0	0	0	0	0	0	0	0	0	0	0	0	0	0	0	0	0	0	0	
Human Trafficking/ Involuntary Servitude	Male	0	0	0	0	0	0	0	0	0	0	0	0	0	0	0	0	0	0	0	0	0	0	0	0	0	0	0	0	0	0	0	0	0	0	0	
	Female	0	0	0	0	0	0	0	0	0	0	0	0	0	0	0	0	0	0	0	0	0	0	0	0	0	0	0	0	0	0	0	0	0	0	0	
Total Human Trafficking Violations:		Male	0	0	0	0	0	0	0	0	0	0	0	0	0	0	0	0	0	0	0	0	0	0	0	0	0	0	0	0	0	0	0	0	0	0	
	Female	0	0	0	0	0	0	0	0	0	0	0	0	0	0	0	0	0	0	0	0	0	0	0	0	0	0	0	0	0	0	0	0	0	0	0	
Total Arrests:	Male	4	2	2	0	0	4	4	0	0	4	2	1	1	0	183	49	0	19	0	106	9	0	0	1	0	0	0	1	0	0	0	0	0	648		
10 - 12 Years Old	Female	2	0	2	0	0	0	0	0	0	6	0	0	0	0	48	15	0	6	0	27	0	0	0	0	0	0	0	0	0	0	0	0	0	304		
Total:		6	2	4	0	0	4	4	0	0	10	2	1	1	0	231	64	0	25	0	133	9	0	0	1	0	0	0	1	0	0	0	0	0	952		

2018 State of Nevada Arrest Information

Arrests - Ages State Totals 2018		Carson City So	COUNTY: Churchill	Churchill Co	Fallon PD	COUNTY: Clark	Boulder PD	Clark Co School Dist	College of SNV	Henderson PD	LV Metro	LV Fire & Rescue	Mesquite PD	NLV Fire & Rescue	NLV PD	UNLV PD	Douglas Co	COUNTY: Elko	Carlin PD	Elko PD	Elko CO	West Wendover PD	Esmeralda Co	Eureka Co
Gambling:		13-14																						
Bookmaking (Horse and Sport Book)	Male	0	0	0	0	0	0	0	0	0	0	0	0	0	0	0	0	0	0	0	0	0	0	0
	Female	0	0	0	0	0	0	0	0	0	0	0	0	0	0	0	0	0	0	0	0	0	0	0
Numbers and Lottery	Male	0	0	0	0	0	0	0	0	0	0	0	0	0	0	0	0	0	0	0	0	0	0	0
	Female	0	0	0	0	0	0	0	0	0	0	0	0	0	0	0	0	0	0	0	0	0	0	0
All Other Gambling	Male	0	0	0	0	0	0	0	0	0	0	0	0	0	0	0	0	0	0	0	0	0	0	0
	Female	0	0	0	0	0	0	0	0	0	0	0	0	0	0	0	0	0	0	0	0	0	0	0
Total Gambling Violations:	Male	0	0	0	0	0	0	0	0	0	0	0	0	0	0	0	0	0	0	0	0	0	0	0
	Female	0	0	0	0	0	0	0	0	0	0	0	0	0	0	0	0	0	0	0	0	0	0	0
Miscellaneous:		13-14																						
Offenses Against the Family and Children	Male	0	0	0	0	0	0	0	0	0	0	0	0	0	0	0	0	1	0	1	0	0	0	0
	Female	0	0	0	0	1	0	0	0	0	0	0	1	0	0	0	0	2	0	2	0	0	0	0
Driving Under the Influence	Male	0	0	0	0	1	0	0	0	0	1	0	0	0	0	0	0	0	0	0	0	0	0	0
	Female	0	0	0	0	0	0	0	0	0	0	0	0	0	0	0	0	0	0	0	0	0	0	0
Liquor Laws	Male	9	0	0	0	5	0	3	0	0	2	0	0	0	0	0	4	2	0	1	1	0	0	0
	Female	7	1	1	0	5	1	1	0	0	3	0	0	0	0	0	6	2	0	1	1	0	0	0
Drunkenness	Male	0	0	0	0	20	0	20	0	0	0	0	0	0	0	0	0	0	0	0	0	0	0	0
	Female	0	0	0	0	23	0	23	0	0	0	0	0	0	0	0	0	0	0	0	0	0	0	0
Disorderly Conduct	Male	0	0	0	0	70	0	54	0	0	11	0	0	0	5	0	5	3	0	0	3	0	0	0
	Female	1	0	0	0	72	1	67	0	1	2	0	0	0	1	0	1	0	0	0	0	0	0	0
Vagrancy	Male	0	0	0	0	0	0	0	0	0	0	0	0	0	0	0	0	0	0	0	0	0	0	0
	Female	0	0	0	0	1	0	0	0	0	1	0	0	0	0	0	0	0	0	0	0	0	0	0
All Other Offenses (Except Traffic)	Male	11	39	39	0	169	2	49	0	30	59	0	0	0	29	0	15	5	0	1	4	0	0	0
	Female	12	7	7	0	74	0	24	0	9	30	0	0	0	11	0	9	1	1	0	0	0	0	0
Suspicion	Male	0	0	0	0	0	0	0	0	0	0	0	0	0	0	0	0	0	0	0	0	0	0	0
	Female	0	0	0	0	0	0	0	0	0	0	0	0	0	0	0	0	0	0	0	0	0	0	0
Curfew and Loitering Law Violations	Male	0	1	1	0	26	0	0	0	0	26	0	0	0	0	0	3	0	0	0	0	0	0	0
	Female	0	2	2	0	15	2	0	0	0	12	0	1	0	0	0	3	2	2	0	0	0	0	0
Runaways	Male	4	10	10	0	33	0	0	0	33	0	0	0	0	0	0	2	8	0	5	3	0	0	0
	Female	4	4	3	1	48	0	0	0	48	0	0	0	0	0	0	3	8	0	4	4	0	0	0
Total Miscellaneous Violations:	Male	24	50	50	0	324	2	126	0	63	99	0	0	0	34	0	29	19	0	8	11	0	0	0
	Female	24	14	13	1	239	4	115	0	58	48	0	2	0	12	0	22	15	3	7	5	0	0	0
Human Trafficking:		13-14																						
Human Trafficking/ Commercial Sex Acts	Male	0	0	0	0	0	0	0	0	0	0	0	0	0	0	0	0	0	0	0	0	0	0	0
	Female	0	0	0	0	0	0	0	0	0	0	0	0	0	0	0	0	0	0	0	0	0	0	0
Human Trafficking/ Involuntary Servitude	Male	0	0	0	0	0	0	0	0	0	0	0	0	0	0	0	0	0	0	0	0	0	0	0
	Female	0	0	0	0	0	0	0	0	0	0	0	0	0	0	0	0	0	0	0	0	0	0	0
Total Human Trafficking Violations:	Male	0	0	0	0	0	0	0	0	0	0	0	0	0	0	0	0	0	0	0	0	0	0	0
	Female	0	0	0	0	0	0	0	0	0	0	0	0	0	0	0	0	0	0	0	0	0	0	0
Total Arrests:	Male	46	57	57	0	1,153	4	387	12	148	479	0	1	0	122	0	35	31	0	13	17	1	0	0
13 - 14 Years of Age	Female	30	19	16	3	664	7	247	1	102	241	0	5	0	61	0	28	21	3	8	10	0	0	0
Total:		76	76	73	3	1,817	11	634	13	250	720	0	6	0	183	0	63	52	3	21	27	1	0	0

2018 State of Nevada Arrest Information

Arrests - Ages State Totals 2018		COUNTY: Humboldt	Humboldt Co	Winnemucca PD	Lander Co	Lincoln Co	COUNTY: Lyon	Lyon Co	Yerington PD	Mineral Co	Nye Co	COUNTY: Pershing	Lovelock PD	Pershing Co	Storey Co	COUNTY: Washoe	Reno PD	Reno-Tahoe Airport /	Sparks PD	UNR	Washoe School Dist	Washoe Co	Reno Muni Court	White Pine Co	COUNTY: Statewide	NDI	NHP - Southern	NHP - Northeastern	NHP - Northwestern	Capitol Police	Fire Marshal	DOWL	Secretary	Attorney General	13-14				
Gambling:		13-14																												YTD									
Bookmaking (Horse and Sport Book)	Male	0	0	0	0	0	0	0	0	0	0	0	0	0	0	0	0	0	0	0	0	0	0	0	0	0	0	0	0	0	0	0	0	0	0	0			
	Female	0	0	0	0	0	0	0	0	0	0	0	0	0	0	0	0	0	0	0	0	0	0	0	0	0	0	0	0	0	0	0	0	0	0	0	0		
Numbers and Lottery	Male	0	0	0	0	0	0	0	0	0	0	0	0	0	0	0	0	0	0	0	0	0	0	0	0	0	0	0	0	0	0	0	0	0	0	0	0		
	Female	0	0	0	0	0	0	0	0	0	0	0	0	0	0	0	0	0	0	0	0	0	0	0	0	0	0	0	0	0	0	0	0	0	0	0	0	0	
All Other Gambling	Male	0	0	0	0	0	0	0	0	0	0	0	0	0	0	0	0	0	0	0	0	0	0	0	0	0	0	0	0	0	0	0	0	0	0	0	0		
	Female	0	0	0	0	0	0	0	0	0	0	0	0	0	0	0	0	0	0	0	0	0	0	0	0	0	0	0	0	0	0	0	0	0	0	0	0	0	
Total Gambling Violations:		Male	0	0	0	0	0	0	0	0	0	0	0	0	0	0	0	0	0	0	0	0	0	0	0	0	0	0	0	0	0	0	0	0	0	0	0	0	
	Female	0	0	0	0	0	0	0	0	0	0	0	0	0	0	0	0	0	0	0	0	0	0	0	0	0	0	0	0	0	0	0	0	0	0	0	0	0	0
Miscellaneous:		13-14																												YTD									
Offenses Against the Family and Children	Male	0	0	0	0	0	0	0	0	0	0	0	0	0	0	0	0	0	0	0	0	0	0	0	0	0	0	0	0	0	0	0	0	0	0	0	0	2	
	Female	0	0	0	0	0	0	0	0	0	0	0	0	0	0	0	0	0	0	0	0	0	0	0	0	0	0	0	0	0	0	0	0	0	0	0	0	0	3
Driving Under the Influence	Male	0	0	0	0	0	0	0	0	0	0	0	0	0	0	0	0	0	0	0	0	0	0	0	0	0	0	0	0	0	0	0	0	0	0	0	0	0	3
	Female	0	0	0	0	0	0	0	0	0	0	0	0	0	0	0	0	0	0	0	0	0	0	0	0	0	0	0	0	0	0	0	0	0	0	0	0	0	0
Liquor Laws	Male	0	0	0	0	0	3	3	0	0	0	0	0	0	0	22	3	0	1	0	16	2	0	0	0	0	0	0	0	0	0	0	0	0	0	0	0	0	45
	Female	0	0	0	1	0	0	0	0	0	0	0	0	0	0	35	9	0	3	0	22	1	0	0	0	0	0	0	0	0	0	0	0	0	0	0	0	0	57
Drunkenness	Male	0	0	0	0	0	0	0	0	0	0	0	0	0	0	0	0	0	0	0	0	0	0	0	0	0	0	0	0	0	0	0	0	0	0	0	0	21	
	Female	0	0	0	0	0	0	0	0	0	0	0	0	0	0	0	0	0	0	0	0	0	0	0	0	0	0	0	0	0	0	0	0	0	0	0	0	25	
Disorderly Conduct	Male	0	0	0	0	0	0	0	0	0	0	0	0	0	0	31	1	0	0	0	30	0	0	0	0	0	0	0	0	0	0	0	0	0	0	0	0	109	
	Female	0	0	0	0	0	0	0	0	0	0	0	0	0	0	16	2	0	0	0	14	0	0	0	0	0	0	0	0	0	0	0	0	0	0	0	0	90	
Vagrancy	Male	0	0	0	0	0	0	0	0	0	0	0	0	0	0	0	0	0	0	0	0	0	0	0	0	0	0	0	0	0	0	0	0	0	0	0	0	0	
	Female	0	0	0	0	0	0	0	0	0	0	0	0	0	0	0	0	0	0	0	0	0	0	0	0	0	0	0	0	0	0	0	0	0	0	0	0	1	
All Other Offenses (Except Traffic)	Male	2	2	0	0	1	1	1	0	0	2	2	0	2	0	44	20	0	10	0	8	6	0	0	0	0	0	0	0	0	0	0	0	0	0	0	0	291	
	Female	2	1	1	0	0	1	1	0	0	1	0	0	0	0	54	13	0	20	0	16	5	0	0	3	3	0	0	0	0	0	0	0	0	0	0	0	164	
Suspicion	Male	0	0	0	0	0	0	0	0	0	0	0	0	0	0	0	0	0	0	0	0	0	0	0	0	0	0	0	0	0	0	0	0	0	0	0	0	0	
	Female	0	0	0	0	0	0	0	0	0	0	0	0	0	0	0	0	0	0	0	0	0	0	0	0	0	0	0	0	0	0	0	0	0	0	0	0	0	
Curfew and Loitering Law Violations	Male	0	0	0	0	0	1	1	0	0	0	0	0	0	0	14	4	0	4	0	3	3	0	0	0	0	0	0	0	0	0	0	0	0	0	0	0	45	
	Female	0	0	0	0	0	0	0	0	0	0	0	0	0	0	6	1	0	2	0	0	3	0	2	0	0	0	0	0	0	0	0	0	0	0	0	0	31	
Runaways	Male	1	1	0	0	0	0	0	0	0	0	0	0	0	0	10	0	0	0	0	10	0	0	0	1	0	0	0	0	0	0	0	0	0	0	0	0	69	
	Female	1	0	1	0	0	1	1	0	0	0	0	0	0	0	5	0	0	0	0	4	1	0	0	0	0	0	0	0	0	0	0	0	0	0	0	0	74	
Total Miscellaneous Violations:		Male	3	3	0	0	1	5	5	0	0	5	2	0	2	0	122	28	0	15	0	67	12	0	0	1	0	0	0	0	0	0	0	0	0	0	0	585	
	Female	3	1	2	1	0	2	2	0	0	4	0	0	0	0	116	25	0	25	0	56	10	0	2	3	3	0	0	0	0	0	0	0	0	0	0	0	445	
Human Trafficking:		13-14																												YTD									
Human Trafficking/ Commercial Sex Acts	Male	0	0	0	0	0	0	0	0	0	0	0	0	0	0	0	0	0	0	0	0	0	0	0	0	0	0	0	0	0	0	0	0	0	0	0	0	0	
	Female	0	0	0	0	0	0	0	0	0	0	0	0	0	0	0	0	0	0	0	0	0	0	0	0	0	0	0	0	0	0	0	0	0	0	0	0	0	0
Human Trafficking/ Involuntary Servitude	Male	0	0	0	0	0	0	0	0	0	0	0	0	0	0	0	0	0	0	0	0	0	0	0	0	0	0	0	0	0	0	0	0	0	0	0	0	0	
	Female	0	0	0	0	2	0	0	0	0	0	0	0	0	0	0	0	0	0	0	0	0	0	0	0	0	0	0	0	0	0	0	0	0	0	0	0	2	
Total Human Trafficking Violations:		Male	0	0	0	0	0	0	0	0	0	0	0	0	0	0	0	0	0	0	0	0	0	0	0	0	0	0	0	0	0	0	0	0	0	0	0	0	
	Female	0	0	0	0	2	0	0	0	0	0	0	0	0	0	0	0	0	0	0	0	0	0	0	0	0	0	0	0	0	0	0	0	0	0	0	0	2	
Total Arrests:	Male	7	3	4	0	1	14	14	0	0	10	2	0	2	0	383	106	0	39	0	217	21	0	0	1	0	0	0	0	0	0	0	0	0	0	0	1,740		
13 - 14 Years of Age	Female	4	2	2	1	2	8	8	0	0	9	0	0	0	0	273	76	0	45	0	140	12	0	2	3	3	0	0	0	0	0	0	0	0	0	0	1,064		
Total:		11	5	6	1	3	22	22	0	0	19	2	0	2	0	656	182	0	84	0	357	33	0	2	4	3	0	0	0	0	0	0	0	0	0	0	2,804		

2018 State of Nevada Arrest Information

Arrests - Ages State Totals 2018		Carson City So		COUNTY: Churchill		Churchill Co	Fallon PD	COUNTY: Clark		Boulder PD	Clark Co School Dist	College of SNV	Henderson PD	LV Metro	LV Fire & Rescue	Mesquite PD	NLV Fire & Rescue	NLV PD	UNLV PD	Douglas Co	COUNTY: Elko		Carlin PD	Elko PD	Elko CO	West Wendover PD	Esmeralda Co	Eureka Co	
		0	15	16	17	18	19	20	21	22	23	24	25	26	27	28	29	30	31	32	33	34	35	36	37	38	39	40	41
Gambling:		15																											
Bookmaking (Horse and Sport Book)	Male	0	0	0	0	0	0	0	0	0	0	0	0	0	0	0	0	0	0	0	0	0	0	0	0	0	0	0	0
	Female	0	0	0	0	0	0	0	0	0	0	0	0	0	0	0	0	0	0	0	0	0	0	0	0	0	0	0	0
Numbers and Lottery	Male	0	0	0	0	0	0	0	0	0	0	0	0	0	0	0	0	0	0	0	0	0	0	0	0	0	0	0	0
	Female	0	0	0	0	0	0	0	0	0	0	0	0	0	0	0	0	0	0	0	0	0	0	0	0	0	0	0	0
All Other Gambling	Male	0	0	0	0	1	0	0	0	0	0	0	0	0	0	1	0	0	0	0	0	0	0	0	0	0	0	0	
	Female	0	0	0	0	0	0	0	0	0	0	0	0	0	0	0	0	0	0	0	0	0	0	0	0	0	0	0	
Total Gambling Violations:	Male	0	0	0	0	1	0	0	0	0	0	0	0	0	0	1	0	0	0	0	0	0	0	0	0	0	0	0	
	Female	0	0	0	0	0	0	0	0	0	0	0	0	0	0	0	0	0	0	0	0	0	0	0	0	0	0	0	
Miscellaneous:		15																											
Offenses Against the Family and Children	Male	0	0	0	0	0	0	0	0	0	0	0	0	0	0	0	0	0	0	0	0	1	0	1	0	0	0	0	
	Female	0	0	0	0	2	0	0	0	0	0	0	0	0	2	0	0	0	0	0	0	1	0	1	0	0	0	0	
Driving Under the Influence	Male	0	0	0	0	2	0	0	0	0	0	1	0	0	0	0	1	0	0	0	0	0	0	0	0	0	0	0	
	Female	0	0	0	0	1	0	0	0	0	0	0	0	0	0	0	1	0	0	0	0	0	0	0	0	0	0	0	
Liquor Laws	Male	6	3	3	0	12	0	2	0	4	6	0	0	0	0	0	0	0	0	7	2	0	0	2	0	0	0		
	Female	5	2	2	0	8	1	0	0	3	3	0	1	0	0	0	0	0	6	5	0	1	4	0	0	0	0		
Drunkenness	Male	0	0	0	0	7	0	7	0	0	0	0	0	0	0	0	0	0	0	0	0	0	0	0	0	0	0		
	Female	0	0	0	0	11	0	10	0	0	0	0	0	0	1	0	0	0	0	0	0	0	0	0	0	0	0		
Disorderly Conduct	Male	1	0	0	0	65	0	52	0	0	10	0	1	0	2	0	0	0	0	1	0	0	1	0	0	0	0		
	Female	0	0	0	0	60	0	52	0	0	5	0	0	0	3	0	0	0	2	0	0	0	0	0	0	0	0		
Vagrancy	Male	0	0	0	0	0	0	0	0	0	0	0	0	0	0	0	0	0	0	0	0	0	0	0	0	0	0		
	Female	0	0	0	0	0	0	0	0	0	0	0	0	0	0	0	0	0	0	0	0	0	0	0	0	0	0		
All Other Offenses (Except Traffic)	Male	13	8	8	0	133	0	34	0	27	50	0	0	0	0	0	22	0	20	1	0	1	0	0	0	0			
	Female	5	5	5	0	68	0	22	0	9	27	0	0	0	10	0	0	0	12	2	1	0	1	0	0	0			
Suspicion	Male	0	0	0	0	0	0	0	0	0	0	0	0	0	0	0	0	0	0	0	0	0	0	0	0	0	0		
	Female	0	0	0	0	0	0	0	0	0	0	0	0	0	0	0	0	0	0	0	0	0	0	0	0	0	0		
Curfew and Loitering Law Violations	Male	0	1	1	0	22	1	0	0	0	21	0	0	0	0	0	0	0	5	0	0	0	0	0	0	0			
	Female	0	0	0	0	19	1	0	0	0	15	0	3	0	0	0	0	0	0	0	0	0	0	0	0	0	0		
Runaways	Male	1	3	2	1	26	0	0	0	26	0	0	0	0	0	0	0	0	0	2	0	0	2	0	0	0			
	Female	2	7	7	0	60	0	0	0	60	0	0	0	0	0	0	0	0	0	7	0	4	3	0	0	0			
Total Miscellaneous Violations:	Male	21	15	14	1	267	1	95	0	57	88	0	1	0	25	0	32	7	0	2	5	0	0	0	0	0			
	Female	12	14	14	0	229	2	84	0	72	50	0	7	0	14	0	20	15	1	6	8	0	0	0	0	0			
Human Trafficking:		15																											
Human Trafficking/ Commercial Sex Acts	Male	0	0	0	0	0	0	0	0	0	0	0	0	0	0	0	0	0	0	0	0	0	0	0	0	0	0		
	Female	0	0	0	0	0	0	0	0	0	0	0	0	0	0	0	0	0	0	0	0	0	0	0	0	0	0		
Human Trafficking/ Involuntary Servitude	Male	0	0	0	0	0	0	0	0	0	0	0	0	0	0	0	0	0	0	0	0	0	0	0	0	0	0		
	Female	0	0	0	0	0	0	0	0	0	0	0	0	0	0	0	0	0	0	0	0	0	0	0	0	0	0		
Total Human Trafficking Violations:	Male	0	0	0	0	0	0	0	0	0	0	0	0	0	0	0	0	0	0	0	0	0	0	0	0	0	0		
	Female	0	0	0	0	0	0	0	0	0	0	0	0	0	0	0	0	0	0	0	0	0	0	0	0	0	0		
Total Arrests:	Male	30	20	17	3	899	4	288	0	128	373	0	5	0	101	0	44	15	0	3	10	2	0	0	0	0			
15 Years of Age	Female	16	19	19	0	533	4	154	0	134	196	0	10	0	35	0	24	18	1	6	10	1	0	0	0	0			
Total:		46	39	36	3	1,432	8	442	0	262	569	0	15	0	136	0	68	33	1	9	20	3	0	0	0	0			

2018 State of Nevada Arrest Information

Arrests - Ages State Totals 2018		COUNTY: Humboldt	Humboldt Co	Winnemucca PD	Lander Co	Lincoln Co	COUNTY: Lyon	Lyon Co	Yerington PD	Mineral Co	Nye Co	COUNTY: Pershing	Lovelock PD	Pershing Co	Storey Co	COUNTY: Washoe	Reno PD	Reno-Tahoe Airport A	Sparks PD	UNR	Washoe School Dist	Washoe Co	Reno Muni Court	White Pine Co	COUNTY: Statewide	NDI	NHP - Southern	NHP - Northeastern	NHP - Northwestern	Capitol Police	Fire Marshal	DOWL	Secretary	Attorney General	15			
Gambling:		15																												YTD								
Bookmaking (Horse and Sport Book)	Male	0	0	0	0	0	0	0	0	0	0	0	0	0	0	0	0	0	0	0	0	0	0	0	0	0	0	0	0	0	0	0	0	0	0	0		
	Female	0	0	0	0	0	0	0	0	0	0	0	0	0	0	0	0	0	0	0	0	0	0	0	0	0	0	0	0	0	0	0	0	0	0	0	0	
Numbers and Lottery	Male	0	0	0	0	0	0	0	0	0	0	0	0	0	0	0	0	0	0	0	0	0	0	0	0	0	0	0	0	0	0	0	0	0	0	0	0	
	Female	0	0	0	0	0	0	0	0	0	0	0	0	0	0	0	0	0	0	0	0	0	0	0	0	0	0	0	0	0	0	0	0	0	0	0	0	0
All Other Gambling	Male	0	0	0	0	0	0	0	0	0	0	0	0	0	0	0	0	0	0	0	0	0	0	0	0	0	0	0	0	0	0	0	0	0	0	0	1	
	Female	0	0	0	0	0	0	0	0	0	0	0	0	0	0	0	0	0	0	0	0	0	0	0	0	0	0	0	0	0	0	0	0	0	0	0	0	
Total Gambling Violations:		Male	0	0	0	0	0	0	0	0	0	0	0	0	0	0	0	0	0	0	0	0	0	0	0	0	0	0	0	0	0	0	0	0	0	0	1	
	Female	0	0	0	0	0	0	0	0	0	0	0	0	0	0	0	0	0	0	0	0	0	0	0	0	0	0	0	0	0	0	0	0	0	0	0	0	
Miscellaneous:		15																												YTD								
Offenses Against the Family and Children	Male	0	0	0	0	0	0	0	0	0	0	0	0	0	0	0	0	0	0	0	0	0	0	0	0	0	0	0	0	0	0	0	0	0	0	0	1	
	Female	0	0	0	0	0	0	0	0	0	1	0	0	0	0	0	0	0	0	0	0	0	0	0	0	0	0	0	0	0	0	0	0	0	0	0	0	4
Driving Under the Influence	Male	0	0	0	0	0	0	0	0	0	2	0	0	0	0	2	0	0	1	0	0	1	0	0	0	0	0	0	0	0	0	0	0	0	0	0	0	6
	Female	0	0	0	0	0	0	0	0	0	0	0	0	0	0	0	0	0	0	0	0	0	0	0	0	0	0	0	0	0	0	0	0	0	0	0	0	1
Liquor Laws	Male	1	0	1	0	0	2	2	0	0	0	0	0	0	0	25	2	0	6	0	16	1	0	1	0	0	0	0	0	0	0	0	0	0	0	0	0	59
	Female	0	0	0	1	0	0	0	0	0	0	0	0	0	17	4	0	2	0	11	0	0	0	0	0	0	0	0	0	0	0	0	0	0	0	0	0	44
Drunkenness	Male	0	0	0	0	0	0	0	0	1	0	0	0	0	0	0	0	0	0	0	0	0	0	1	0	0	0	0	0	0	0	0	0	0	0	0	9	
	Female	0	0	0	0	0	0	0	0	0	0	0	0	0	0	0	0	0	0	0	0	0	0	0	0	0	0	0	0	0	0	0	0	0	0	0	11	
Disorderly Conduct	Male	0	0	0	0	0	1	1	0	0	0	0	0	0	0	20	1	0	0	0	19	0	0	0	0	0	0	0	0	0	0	0	0	0	0	0	0	88
	Female	0	0	0	0	0	0	0	0	0	0	0	0	0	4	0	0	0	4	0	0	0	0	0	0	0	0	0	0	0	0	0	0	0	0	0	0	66
Vagrancy	Male	0	0	0	0	0	0	0	0	0	0	0	0	0	0	0	0	0	0	0	0	0	0	0	0	0	0	0	0	0	0	0	0	0	0	0	0	
	Female	0	0	0	0	0	0	0	0	0	0	0	0	0	0	0	0	0	0	0	0	0	0	0	0	0	0	0	0	0	0	0	0	0	0	0	0	
All Other Offenses (Except Traffic)	Male	0	0	0	0	0	2	2	0	0	0	0	0	0	0	62	26	0	15	0	19	2	0	0	1	1	0	0	0	0	0	0	0	0	0	0	240	
	Female	1	0	1	0	0	0	0	0	0	0	0	0	0	33	16	0	4	0	8	5	0	1	1	0	0	1	0	0	0	0	0	0	0	0	128		
Suspicion	Male	0	0	0	0	0	0	0	0	0	0	0	0	0	0	0	0	0	0	0	0	0	0	0	0	0	0	0	0	0	0	0	0	0	0	0	0	
	Female	0	0	0	0	0	0	0	0	0	0	0	0	0	0	0	0	0	0	0	0	0	0	0	0	0	0	0	0	0	0	0	0	0	0	0	0	
Curfew and Loitering Law Violations	Male	0	0	0	0	0	1	1	0	0	1	0	0	0	0	15	4	0	1	0	2	8	0	1	0	0	0	0	0	0	0	0	0	0	0	0	0	46
	Female	0	0	0	0	0	0	0	0	0	0	0	0	0	6	1	0	1	0	3	1	0	2	0	0	0	0	0	0	0	0	0	0	0	0	0	0	27
Runaways	Male	2	1	1	0	0	1	1	0	0	0	0	0	0	0	11	0	0	0	10	1	0	0	0	0	0	0	0	0	0	0	0	0	0	0	0	0	46
	Female	1	1	0	0	0	0	0	0	0	0	0	0	0	2	0	0	0	0	2	0	0	0	0	0	0	0	0	0	0	0	0	0	0	0	0	79	
Total Miscellaneous Violations:		Male	3	1	2	0	7	7	0	0	4	0	0	0	135	33	0	23	0	66	13	0	3	1	1	0	0	0	0	0	0	0	0	0	0	0	495	
	Female	2	1	1	1	0	0	0	0	1	0	0	0	0	62	21	0	7	0	28	6	0	3	1	0	0	1	0	0	0	0	0	0	0	0	0	360	
Human Trafficking:		15																												YTD								
Human Trafficking/ Commercial Sex Acts	Male	0	0	0	0	0	0	0	0	0	0	0	0	0	0	0	0	0	0	0	0	0	0	0	0	0	0	0	0	0	0	0	0	0	0	0	0	
	Female	0	0	0	0	0	0	0	0	0	0	0	0	0	0	0	0	0	0	0	0	0	0	0	0	0	0	0	0	0	0	0	0	0	0	0	0	0
Human Trafficking/ Involuntary Servitude	Male	0	0	0	0	0	0	0	0	0	0	0	0	0	0	0	0	0	0	0	0	0	0	0	0	0	0	0	0	0	0	0	0	0	0	0	0	
	Female	0	0	0	0	0	0	0	0	0	0	0	0	0	0	0	0	0	0	0	0	0	0	0	0	0	0	0	0	0	0	0	0	0	0	0	0	0
Total Human Trafficking Violations:		Male	0	0	0	0	0	0	0	0	0	0	0	0	0	0	0	0	0	0	0	0	0	0	0	0	0	0	0	0	0	0	0	0	0	0	0	0
	Female	0	0	0	0	0	0	0	0	0	0	0	0	0	0	0	0	0	0	0	0	0	0	0	0	0	0	0	0	0	0	0	0	0	0	0	0	0
Total Arrests:	Male	8	3	5	2	4	13	13	0	0	9	0	0	0	0	306	83	0	55	0	140	28	0	3	3	1	1	0	1	0	0	0	0	0	0	0	1,356	
15 Years of Age	Female	4	2	2	1	0	1	1	0	0	2	0	0	0	0	151	52	0	18	0	73	8	0	3	3	0	0	2	1	0	0	0	0	0	0	0	775	
Total:		12	5	7	3	4	14	14	0	0	11	0	0	0	0	457	135	0	73	0	213	36	0	6	6	1	1	2	2	0	0	0	0	0	0	0	2,131	

2018 State of Nevada Arrest Information

Arrests - Ages State Totals 2018		Carson City So	COUNTY: Churchill	Churchill Co	Fallon PD	COUNTY: Clark	Boulder PD	Clark Co School/Dist	College of SNV	Henderson PD	LV Metro	LV Fire & Rescue	Mesquite PD	NLV Fire & Rescue	NLV PD	UNLV PD	Douglas Co	COUNTY: Elko	Carlin PD	Elko PD	Elko CO	West Wendover PD	Esmeralda Co	Eureka Co	
Index Crime:		16																							
Murder and Nonnegligent Manslaughter	Male	0	0	0	0	7	0	0	0	1	2	0	0	0	4	0	0	0	0	0	0	0	0	0	
	Female	0	0	0	0	1	0	0	0	0	1	0	0	0	0	0	0	0	0	0	0	0	0	0	
Manslaughter by Negligence	Male	0	0	0	0	0	0	0	0	0	0	0	0	0	0	0	0	0	0	0	0	0	0	0	
	Female	0	0	0	0	0	0	0	0	0	0	0	0	0	0	0	0	0	0	0	0	0	0	0	
Rape	Male	0	0	0	0	9	0	0	0	1	3	0	0	0	5	0	0	0	0	0	0	0	0	0	
	Female	0	0	0	0	4	0	0	0	0	3	0	0	0	1	0	0	0	0	0	0	0	0	0	
Robbery	Male	2	0	0	0	62	0	4	0	5	40	0	0	0	13	0	0	1	0	0	1	0	0	0	
	Female	0	0	0	0	10	0	0	0	0	10	0	0	0	0	0	0	0	0	0	0	0	0	0	
Aggravated Assault (Return A - 4a-d)	Male	5	2	2	0	68	0	40	0	1	16	0	0	0	11	0	1	0	0	0	0	0	0	0	
	Female	2	0	0	0	55	0	32	0	0	8	0	0	0	15	0	0	0	0	0	0	0	0	0	
Burglary - Breaking or Entering	Male	0	0	0	0	55	0	8	0	9	34	0	1	0	3	0	0	0	0	0	0	0	0	0	
	Female	0	0	0	0	8	0	2	0	1	2	0	0	0	3	0	0	0	0	0	0	0	0	0	
Larceny - Theft (Except Motor Vehicle Theft)	Male	0	0	0	0	84	0	2	0	1	2	0	0	0	19	0	1	0	0	0	0	0	0	0	
	Female	3	0	0	0	48	0	2	0	13	28	0	0	0	5	0	0	0	0	0	0	0	0	0	
Motor Vehicle Theft	Male	0	1	1	0	23	0	1	0	6	5	0	0	0	11	0	0	0	0	0	0	0	0	0	
	Female	0	0	0	0	0	0	0	0	0	0	0	0	0	0	0	0	0	0	0	0	0	0	0	
Arson	Male	0	0	0	0	1	0	0	0	0	0	0	0	0	1	0	0	0	0	0	0	0	0	0	
	Female	0	0	0	0	0	0	0	0	0	0	0	0	0	0	0	0	0	0	0	0	0	0	0	
Total Index Crimes Violations:	Male	7	3	3	0	309	0	55	0	35	151	0	1	0	67	0	2	1	0	1	0	0	0	0	
	Female	5	0	0	0	126	0	36	0	14	52	0	0	0	24	0	0	0	0	0	0	0	0	0	
Other Offenses:		16																							
Other Assaults (Return A - 4e)	Male	1	4	4	0	189	1	5	0	23	141	0	0	0	19	0	2	0	0	0	0	0	0	0	
	Female	0	4	4	0	128	0	6	0	15	81	0	2	0	24	0	3	1	0	0	1	0	0	0	
Forgery and	Male	0	0	0	0	1	0	1	0	0	0	0	0	0	0	0	0	0	0	0	0	0	0	0	
	Female	0	0	0	0	9	0	0	0	0	0	0	0	0	0	0	0	0	0	0	0	0	0	0	
Fraud	Male	0	0	0	0	2	0	1	0	0	1	0	0	0	0	0	0	0	0	0	0	0	0	0	
	Female	0	0	0	0	3	0	0	0	0	3	0	0	0	0	0	0	0	0	0	0	0	0	0	
Embezzlement	Male	0	0	0	0	0	0	0	0	0	0	0	0	0	0	0	0	0	0	0	0	0	0	0	
	Female	0	0	0	0	1	0	0	0	0	1	0	0	0	0	0	0	0	0	0	0	0	0	0	
Stolen Property; Buying, Receiving, Possessing	Male	0	0	0	0	33	0	3	0	7	20	0	0	0	3	0	0	1	0	0	1	0	0	0	
	Female	0	0	0	0	1	0	0	0	0	1	0	0	0	0	0	0	0	0	0	0	0	0	0	
Vandalism	Male	0	0	0	0	26	0	6	0	1	16	0	2	0	1	0	3	0	0	0	0	0	0	0	
	Female	1	0	0	0	11	1	2	0	0	4	0	2	0	2	0	0	0	0	0	0	0	0	0	
Weapons; Carrying, Possessing, etc.	Male	1	0	0	0	41	0	18	0	0	20	0	0	0	3	0	0	0	0	0	0	0	0	0	
	Female	0	0	0	0	2	0	1	0	0	1	0	0	0	0	0	0	0	0	0	0	0	0	0	
Total Other Offense Violations:	Male	2	4	4	0	292	1	34	0	31	198	0	2	0	26	0	5	1	0	0	1	0	0	0	
	Female	1	4	4	0	146	1	9	0	15	91	0	4	0	26	0	3	1	0	0	1	0	0	0	
Prostitution and Commercialized Vice:		16																							
Prostitution	Male	0	0	0	0	0	0	0	0	0	0	0	0	0	0	0	0	0	0	0	0	0	0	0	
	Female	0	0	0	0	17	0	0	0	0	17	0	0	0	0	0	0	0	0	0	0	0	0	0	
Assisting or Promoting Prostitution	Male	0	0	0	0	0	0	0	0	0	0	0	0	0	0	0	0	0	0	0	0	0	0	0	
	Female	0	0	0	0	0	0	0	0	0	0	0	0	0	0	0	0	0	0	0	0	0	0	0	
Purchasing Prostitution	Male	0	0	0	0	0	0	0	0	0	0	0	0	0	0	0	0	0	0	0	0	0	0	0	
	Female	0	0	0	0	0	0	0	0	0	0	0	0	0	0	0	0	0	0	0	0	0	0	0	
Total Prostitution & Commercialized Vice	Male	0	0	0	0	0	0	0	0	0	0	0	0	0	0	0	0	0	0	0	0	0	0	0	
	Female	0	0	0	0	17	0	0	0	0	17	0	0	0	0	0	0	0	0	0	0	0	0	0	
Sex Offenses (Except Forcible Rape and		16																							
Sex Offenses (Except Forcible Rape and	Male	0	0	0	0	7	0	2	0	1	3	0	0	0	1	0	0	0	0	0	0	0	0	0	
	Female	0	0	0	0	1	0	0	0	0	1	0	0	0	0	0	0	0	0	0	0	0	0	0	
Drug Abuse Violations:		16																							
Sale/Manufacturing:		0																							
Opium or Cocaine and Their Derivatives	Male	0	0	0	0	2	0	0	0	0	1	0	1	0	0	0	0	0	0	0	0	0	0	0	
	Female	0	0	0	0	0	0	0	0	0	0	0	0	0	0	0	0	0	0	0	0	0	0	0	
Marijuana	Male	0	0	0	0	12	0	1	0	0	8	0	1	0	2	0	0	0	0	0	0	0	0	0	
	Female	0	0	0	0	0	0	0	0	0	0	0	0	0	0	0	0	0	0	0	0	0	0	0	
Synthetic Narcotics - Manufactured Narcotics Which Can Cause True Drug Addiction Demerol, Methadone	Male	0	0	0	0	0	0	0	0	0	0	0	0	0	0	0	0	0	0	0	0	0	0	0	
	Female	0	0	0	0	0	0	0	0	0	0	0	0	0	0	0	0	0	0	0	0	0	0	0	
Other - Dangerous Nonnarcotic Drugs	Male	0	0	0	0	6	0	5	0	0	1	0	0	0	0	0	0	0	0	0	0	0	0	0	
	Female	4	2	2	0	178	1	87	0	14	59	0	4	0	13	0	8	5	2	2	1	0	0	0	
Possession:	0																								
Opium or Cocaine and Their Derivatives	Male	2	0	0	0	1	0	0	0	0	1	0	0	0	0	0	0	0	0	0	0	0	0	0	
	Female	0	0	0	0	0	0	0	0	0	0	0	0	0	0	0	0	0	0	0	0	0	0	0	
Marijuana	Male	2	0	0	0	135	0	67	0	12	46	0	1	0	9	0	6	3	1	2	0	0	0	0	
	Female	0	2	2	0	27	1	14	0	1	7	0	1	0	3	0	2	2	1	0	1	0	0	0	
Synthetic Narcotics - Manufactured Narcotics	Male	0	0	0	0	2	0	1	0	0	1	0	0	0	0	0	0	0	0	0	0	0	0	0	
	Female	0	0	0	0	0	0	0	0	0	0	0	0	0	0	0	0	0	0	0	0	0	0	0	
Other - Dangerous Nonnarcotic Drugs	Male	0	0	0	0	8	0	2	0	1	3	0	1	0	1	0	0	0	0	0	0	0	0	0	
	Female	0	0	0	0	5	0	3	0	0	1	0	1	0	0	0	0	0	0	0	0	0	0	0	
Total Drug Abuse Violations:	Male	4	0	0	0	166	0	76	0	13	61	0	4	0	12	0	6	3	1	2	0	0	0	0	
	Female	0	2	2	0	33	1	18	0	1	8	0	2	0	3	0	2	2	1	0	1	0	0	0	

2018 State of Nevada Arrest Information

Arrests - Ages State Totals 2018		Carson City So	COUNTY: Churchill	Churchill Co	Fallon PD	COUNTY: Clark	Boulder PD	Clark Co School Dist	College of SNV	Henderson PD	LV Metro	LV Fire & Rescue	Mesquite PD	NLV Fire & Rescue	NLV PD	UNLV PD	Douglas Co	COUNTY: Elko	Carlin PD	Elko PD	Elko CO	West Wendover PD	Esmeralda Co	Eureka Co		
Gambling:		16																								
Bookmaking (Horse and Sport Book)	Male	0	0	0	0	0	0	0	0	0	0	0	0	0	0	0	0	0	0	0	0	0	0	0	0	
	Female	0	0	0	0	0	0	0	0	0	0	0	0	0	0	0	0	0	0	0	0	0	0	0	0	
Numbers and Lottery	Male	0	0	0	0	0	0	0	0	0	0	0	0	0	0	0	0	0	0	0	0	0	0	0	0	
	Female	0	0	0	0	0	0	0	0	0	0	0	0	0	0	0	0	0	0	0	0	0	0	0	0	
All Other Gambling	Male	0	0	0	0	0	0	0	0	0	0	0	0	0	0	0	0	0	0	0	0	0	0	0	0	
	Female	0	0	0	0	0	0	0	0	0	0	0	0	0	0	0	0	0	0	0	0	0	0	0	0	
Total Gambling Violations:		Male	0	0	0	0	0	0	0	0	0	0	0	0	0	0	0	0	0	0	0	0	0	0	0	
	Female	0	0	0	0	0	0	0	0	0	0	0	0	0	0	0	0	0	0	0	0	0	0	0	0	
Miscellaneous:		16																								
Offenses Against the Family and Children	Male	0	0	0	0	0	0	0	0	0	0	0	0	0	0	0	0	1	0	1	0	0	0	0	0	
	Female	0	0	0	0	0	0	0	0	0	0	0	0	0	0	0	0	0	0	0	0	0	0	0	0	
Driving Under the Influence	Male	0	0	0	0	5	0	0	0	2	3	0	0	0	0	0	0	0	0	0	0	0	0	0	0	
	Female	0	0	0	0	4	0	0	0	1	3	0	0	0	0	0	0	0	0	0	0	0	0	0	0	
Liquor Laws	Male	11	4	3	1	13	0	3	0	5	4	0	1	0	0	0	13	4	0	2	2	0	0	0	0	
	Female	4	0	0	0	6	0	4	0	1	1	0	0	0	0	0	7	3	1	1	1	0	0	0	0	
Drunkenness	Male	0	0	0	0	17	0	17	0	0	0	0	0	0	0	0	0	2	0	0	2	0	0	0	0	
	Female	0	0	0	0	9	0	9	0	0	0	0	0	0	0	0	0	0	0	0	0	0	0	0	0	
Disorderly Conduct	Male	1	1	0	1	58	0	48	0	0	4	0	0	0	6	0	1	4	0	0	4	0	0	0	0	
	Female	1	0	0	0	28	0	24	0	0	3	0	0	0	1	0	0	0	0	0	0	0	0	0	0	
Vagrancy	Male	0	0	0	0	0	0	0	0	0	0	0	0	0	0	0	0	0	0	0	0	0	0	0	0	
	Female	0	0	0	0	0	0	0	0	0	0	0	0	0	0	0	0	0	0	0	0	0	0	0	0	
All Other Offenses (Except Traffic)	Male	14	8	8	0	162	0	41	0	32	62	0	1	0	26	0	7	5	1	2	1	1	0	0	0	
	Female	5	7	7	0	62	0	20	0	10	27	0	0	0	5	0	14	1	0	1	0	0	0	0	0	
Suspicion	Male	0	0	0	0	0	0	0	0	0	0	0	0	0	0	0	0	0	0	0	0	0	0	0	0	
	Female	0	0	0	0	0	0	0	0	0	0	0	0	0	0	0	0	0	0	0	0	0	0	0	0	
Curfew and Loitering Law Violations	Male	0	0	0	0	34	1	0	0	0	33	0	0	0	0	0	9	1	1	0	0	0	0	0	0	
	Female	0	0	0	0	20	1	0	0	0	19	0	0	0	0	0	8	0	0	0	0	0	0	0	0	
Runaways	Male	3	6	5	1	32	0	0	0	32	0	0	0	0	0	0	1	4	0	1	3	0	0	0	0	
	Female	2	3	3	0	37	0	0	0	37	0	0	0	0	0	0	1	5	0	4	1	0	0	0	0	
Total Miscellaneous Violations:		Male	29	19	16	3	321	1	109	0	71	106	0	2	0	32	0	31	21	2	6	12	1	0	0	
	Female	12	10	10	0	166	1	57	0	49	53	0	0	0	6	0	30	9	1	6	2	0	0	0		
Human Trafficking:		16																								
Human Trafficking/ Commercial Sex Acts	Male	0	0	0	0	0	0	0	0	0	0	0	0	0	0	0	0	0	0	0	0	0	0	0	0	
	Female	0	0	0	0	0	0	0	0	0	0	0	0	0	0	0	0	0	0	0	0	0	0	0	0	
Human Trafficking/ Involuntary Servitude	Male	0	0	0	0	0	0	0	0	0	0	0	0	0	0	0	0	0	0	0	0	0	0	0	0	
	Female	0	0	0	0	0	0	0	0	0	0	0	0	0	0	0	0	0	0	0	0	0	0	0	0	
Total Human Trafficking Violations:		Male	0	0	0	0	0	0	0	0	0	0	0	0	0	0	0	0	0	0	0	0	0	0	0	0
	Female	0	0	0	0	0	0	0	0	0	0	0	0	0	0	0	0	0	0	0	0	0	0	0	0	
Total Arrests:	Male	42	26	23	3	1,095	2	276	0	151	519	0	9	0	138	0	44	26	3	9	13	1	0	0	0	
16 Years of Age	Female	18	16	16	0	489	3	120	0	79	222	0	6	0	59	0	35	12	2	6	4	0	0	0	0	
Total:		60	42	39	3	1,584	5	396	0	230	741	0	15	0	197	0	79	38	5	15	17	1	0	0	0	

2018 State of Nevada Arrest Information

Arrests - Ages State Totals 2018		COUNTY: Humboldt	Humboldt Co	Winnemucca PD	Lander Co	Lincoln Co	COUNTY: Lyon	Lyon Co	Yerington PD	Mineral Co	Nye Co	COUNTY: Pershing	Levelock PD	Pershing Co	Storey Co	COUNTY: Washoe	Reno PD	Reno-Tahoe Airport Auth	Sparks PD	UNR	Washoe School Dist	Washoe Co	Reno Muni Court	White Pine Co	COUNTY: Statewide	NDI	NHP - Southern	NHP - Northeastern	NHP - Northwestern	Capitol Police	Fire Marshal	DOWL	Secretary	Attorney General	16	
Gambling:		16																												YTD						
Bookmaking (Horse and Sport Book)	Male	0	0	0	0	0	0	0	0	0	0	0	0	0	0	0	0	0	0	0	0	0	0	0	0	0	0	0	0	0	0	0	0	0	0	
	Female	0	0	0	0	0	0	0	0	0	0	0	0	0	0	0	0	0	0	0	0	0	0	0	0	0	0	0	0	0	0	0	0	0	0	0
Numbers and Lottery	Male	0	0	0	0	0	0	0	0	0	0	0	0	0	0	0	0	0	0	0	0	0	0	0	0	0	0	0	0	0	0	0	0	0	0	0
	Female	0	0	0	0	0	0	0	0	0	0	0	0	0	0	0	0	0	0	0	0	0	0	0	0	0	0	0	0	0	0	0	0	0	0	0
All Other Gambling	Male	0	0	0	0	0	0	0	0	0	0	0	0	0	0	0	0	0	0	0	0	0	0	0	0	0	0	0	0	0	0	0	0	0	0	0
	Female	0	0	0	0	0	0	0	0	0	0	0	0	0	0	0	0	0	0	0	0	0	0	0	0	0	0	0	0	0	0	0	0	0	0	0
Total Gambling Violations:		Male	0	0	0	0	0	0	0	0	0	0	0	0	0	0	0	0	0	0	0	0	0	0	0	0	0	0	0	0	0	0	0	0	0	0
	Female	0	0	0	0	0	0	0	0	0	0	0	0	0	0	0	0	0	0	0	0	0	0	0	0	0	0	0	0	0	0	0	0	0	0	0
Miscellaneous:		16																												YTD						
Offenses Against the Family and Children	Male	1	1	0	0	0	0	0	0	0	1	0	0	0	0	1	1	0	0	0	0	0	0	1	0	0	0	0	0	0	0	0	0	0	0	5
	Female	0	0	0	0	0	0	0	0	0	1	0	0	0	0	0	0	0	0	0	0	0	0	0	0	0	0	0	0	0	0	0	0	0	0	0
Driving Under the Influence	Male	0	0	0	0	0	1	1	0	0	1	0	0	0	0	5	1	0	2	0	1	1	0	0	2	0	0	0	2	0	0	0	0	0	0	14
	Female	0	0	0	0	0	0	0	0	0	0	0	0	0	1	1	0	0	0	0	0	0	0	1	0	0	1	0	0	0	0	0	0	0	0	
Liquor Laws	Male	3	0	3	0	0	1	1	0	0	0	0	0	0	0	22	2	0	10	0	9	1	0	0	1	0	1	1	0	0	0	0	0	0	0	72
	Female	3	1	2	0	0	0	0	0	0	0	0	0	0	29	8	0	4	2	15	0	0	0	0	0	0	0	0	0	0	0	0	0	0	0	
Drunkness	Male	0	0	0	0	0	0	0	0	0	0	0	0	0	0	0	0	0	0	0	0	0	0	0	0	0	0	0	0	0	0	0	0	0	0	
	Female	0	0	0	0	0	0	0	0	0	1	0	0	0	0	0	0	0	0	0	0	0	0	0	0	0	0	0	0	0	0	0	0	0	0	
Disorderly Conduct	Male	0	0	0	0	0	0	0	0	0	0	0	0	0	0	12	0	0	0	0	12	0	0	0	0	0	0	0	0	0	0	0	0	0	0	
	Female	0	0	0	0	0	0	0	0	0	0	0	0	0	9	0	0	0	0	9	0	0	0	0	0	0	0	0	0	0	0	0	0	0	0	
Vagrancy	Male	0	0	0	0	0	0	0	0	0	0	0	0	0	0	0	0	0	0	0	0	0	0	0	0	0	0	0	0	0	0	0	0	0	0	
	Female	0	0	0	0	0	0	0	0	0	0	0	0	0	0	0	0	0	0	0	0	0	0	0	0	0	0	0	0	0	0	0	0	0	0	
All Other Offenses (Except Traffic)	Male	1	0	1	0	0	1	1	0	0	2	0	0	0	0	60	21	0	18	0	13	8	0	1	1	1	0	0	0	0	0	0	0	0	262	
	Female	2	0	2	0	0	1	1	0	0	0	0	0	0	0	38	16	0	9	0	9	4	0	0	1	0	1	0	0	0	0	0	0	0	131	
Suspicion	Male	0	0	0	0	0	0	0	0	0	0	0	0	0	0	0	0	0	0	0	0	0	0	0	0	0	0	0	0	0	0	0	0	0	0	
	Female	0	0	0	0	0	0	0	0	0	0	0	0	0	0	0	0	0	0	0	0	0	0	0	0	0	0	0	0	0	0	0	0	0	0	
Curfew and Loitering Law Violations	Male	0	0	0	0	0	0	0	0	0	1	0	0	0	0	14	4	0	4	0	2	4	0	0	0	0	0	0	0	0	0	0	0	0	0	
	Female	0	0	0	0	0	0	0	0	0	0	0	0	0	13	4	0	7	0	0	2	0	3	0	0	0	0	0	0	0	0	0	0	0	0	
Runaways	Male	4	2	2	0	0	0	0	0	0	1	0	0	0	0	10	0	0	0	10	0	0	0	0	0	0	0	0	0	0	0	0	0	0	0	
	Female	2	1	1	0	0	0	0	0	0	0	0	0	0	8	0	0	0	0	8	0	0	0	0	0	0	0	0	0	0	0	0	0	0	0	
Total Miscellaneous Violations:		Male	9	3	6	0	3	3	0	0	6	0	0	0	124	29	0	34	0	47	14	0	2	4	2	0	0	2	0	0	0	0	0	0	569	
	Female	7	2	5	0	0	1	1	0	0	2	0	0	0	98	29	0	20	2	41	6	0	3	2	0	1	1	0	0	0	0	0	0	0	340	
Human Trafficking:		16																												YTD						
Human Trafficking/ Commercial Sex Acts	Male	0	0	0	0	0	0	0	0	0	0	0	0	0	0	0	0	0	0	0	0	0	0	0	0	0	0	0	0	0	0	0	0	0	0	
	Female	0	0	0	0	0	0	0	0	0	0	0	0	0	0	0	0	0	0	0	0	0	0	0	0	0	0	0	0	0	0	0	0	0	0	
Human Trafficking/ Involuntary Servitude	Male	0	0	0	0	0	0	0	0	0	0	0	0	0	0	0	0	0	0	0	0	0	0	0	0	0	0	0	0	0	0	0	0	0	0	
	Female	0	0	0	0	0	0	0	0	0	0	0	0	0	0	0	0	0	0	0	0	0	0	0	0	0	0	0	0	0	0	0	0	0	0	
Total Human Trafficking Violations:		Male	0	0	0	0	0	0	0	0	0	0	0	0	0	0	0	0	0	0	0	0	0	0	0	0	0	0	0	0	0	0	0	0	0	
	Female	0	0	0	0	0	0	0	0	0	0	0	0	0	0	0	0	0	0	0	0	0	0	0	0	0	0	0	0	0	0	0	0	0	0	
Total Arrests:	Male	14	5	9	2	3	9	9	0	0	8	2	1	1	0	296	79	0	61	0	116	40	0	3	7	2	1	1	3	0	0	0	0	0	1,577	
	Female	11	5	6	0	1	10	10	0	0	4	0	0	0	0	183	63	5	35	2	70	8	0	3	2	0	1	1	0	0	0	0	0	0	784	
Total:		25	10	15	2	4	19	19	0	0	12	2	1	1	0	479	142	5	96	2	186	48	0	6	9	2	2	2	3	0	0	0	0	0	2,361	

2018 State of Nevada Arrest Information

Arrests - Ages State Totals 2018		Carson City So	COUNTY: Churchill		Churchill Co	Fallon PD	COUNTY: Clark	Boulder PD	Clark Co School Dist	College of SNV	Henderson PD	LV Metro	LV Fire & Rescue	Mesquite PD	NLV Fire & Rescue	NLV PD	UNLV PD	Douglas Co	COUNTY: Elko	Carlin PD	Elko PD	Elko CO	West Wendover PD	Esmeralda Co	Eureka Co	
		0	0	0	0	0	0	0	0	0	0	0	0	0	0	0	0	0	0	0	0	0	0	0	0	
Gambling:		17																								
Bookmaking (Horse and Sport Book)	Male	0	0	0	0	0	0	0	0	0	0	0	0	0	0	0	0	0	0	0	0	0	0	0	0	
	Female	0	0	0	0	0	0	0	0	0	0	0	0	0	0	0	0	0	0	0	0	0	0	0	0	
Numbers and Lottery	Male	0	0	0	0	0	0	0	0	0	0	0	0	0	0	0	0	0	0	0	0	0	0	0	0	
	Female	0	0	0	0	0	0	0	0	0	0	0	0	0	0	0	0	0	0	0	0	0	0	0	0	
All Other Gambling	Male	0	0	0	0	0	0	0	0	0	0	0	0	0	0	0	0	0	0	0	0	0	0	0	0	
	Female	0	0	0	0	1	0	0	0	0	0	0	0	1	0	0	0	0	0	0	0	0	0	0	0	
Total Gambling Violations:	Male	0	0	0	0	0	0	0	0	0	0	0	0	0	0	0	0	0	0	0	0	0	0	0	0	
	Female	0	0	0	0	1	0	0	0	0	0	0	0	1	0	0	0	0	0	0	0	0	0	0	0	
Miscellaneous:		17																								
Offenses Against the Family and Children	Male	1	0	0	0	1	0	0	0	0	1	0	0	0	0	0	0	0	2	0	2	0	0	0	0	
	Female	0	0	0	0	1	0	0	0	1	0	0	0	0	0	0	0	0	0	0	0	0	0	0	0	
Driving Under the Influence	Male	1	0	0	0	12	0	0	0	3	9	0	0	0	0	0	0	0	1	1	0	0	0	0	0	
	Female	0	1	1	0	2	0	0	0	0	1	0	1	0	0	0	0	0	0	0	0	0	0	0	0	
Liquor Laws	Male	5	4	3	1	17	0	1	0	3	12	0	0	0	1	0	8	4	1	1	2	0	0	0	0	
	Female	3	0	0	0	3	0	0	0	0	3	0	0	0	0	0	3	2	0	1	1	0	0	0	0	
Drunkenness	Male	0	0	0	0	15	0	12	0	0	0	0	0	3	0	0	0	0	1	0	0	1	0	0	0	
	Female	0	0	0	0	6	0	6	0	0	0	0	0	0	0	0	0	0	0	0	0	0	0	0	0	
Disorderly Conduct	Male	0	0	0	0	43	0	34	0	0	8	0	1	0	0	0	0	0	2	0	0	2	0	0	0	
	Female	0	0	0	0	29	0	24	1	0	3	0	0	0	1	0	1	1	0	0	1	0	0	0	0	
Vagrancy	Male	0	0	0	0	1	0	0	0	0	1	0	0	0	0	0	0	0	0	0	0	0	0	0	0	
	Female	0	0	0	0	0	0	0	0	0	0	0	0	0	0	0	0	0	0	0	0	0	0	0	0	
All Other Offenses (Except Traffic)	Male	17	5	5	0	178	0	32	0	37	77	0	0	0	32	0	13	1	0	1	0	0	0	0		
	Female	12	8	8	0	68	0	14	0	12	31	0	0	0	11	0	9	3	2	0	1	0	0	0		
Suspicion	Male	0	0	0	0	0	0	0	0	0	0	0	0	0	0	0	0	0	0	0	0	0	0	0	0	
	Female	0	0	0	0	0	0	0	0	0	0	0	0	0	0	0	0	0	0	0	0	0	0	0	0	
Curfew and Loitering Law Violations	Male	0	1	1	0	36	0	0	0	0	35	0	1	0	0	0	10	2	2	0	0	0	0	0		
	Female	0	0	0	0	26	1	0	0	0	25	0	0	0	0	0	9	0	0	0	0	0	0	0		
Runaways	Male	0	2	2	0	20	0	0	0	20	0	0	0	0	0	0	2	0	0	0	0	0	0	0		
	Female	2	3	3	0	25	0	0	0	25	0	0	0	0	0	0	0	0	0	0	0	0	0	0		
Total Miscellaneous Violations:	Male	24	12	11	1	323	0	79	0	63	143	0	5	0	33	0	33	13	4	4	5	0	0	0		
	Female	17	12	12	0	160	1	44	1	38	63	0	1	0	12	0	22	6	2	1	3	0	0	0		
Human Trafficking:		17																								
Human Trafficking/ Commercial Sex Acts	Male	0	0	0	0	0	0	0	0	0	0	0	0	0	0	0	0	0	0	0	0	0	0	0	0	
	Female	0	0	0	0	0	0	0	0	0	0	0	0	0	0	0	0	0	0	0	0	0	0	0	0	
Human Trafficking/ Involuntary Servitude	Male	0	0	0	0	0	0	0	0	0	0	0	0	0	0	0	0	0	0	0	0	0	0	0	0	
	Female	0	0	0	0	0	0	0	0	0	0	0	0	0	0	0	0	0	0	0	0	0	0	0	0	
Total Human Trafficking Violations:	Male	0	0	0	0	0	0	0	0	0	0	0	0	0	0	0	0	0	0	0	0	0	0	0	0	
	Female	0	0	0	0	0	0	0	0	0	0	0	0	0	0	0	0	0	0	0	0	0	0	0	0	
Total Arrests:	Male	48	20	19	1	1,044	2	216	0	169	516	0	11	0	127	3	53	29	7	8	13	1	0	0		
17 Years of Age	Female	22	18	17	1	472	2	79	1	84	249	0	4	0	53	0	33	13	4	2	7	0	0	0		
Total:		70	38	36	2	1,516	4	295	1	253	765	0	15	0	180	3	86	42	11	10	20	1	0	0		

2018 State of Nevada Arrest Information

Arrests - Ages State Totals 2018		COUNTY: Humboldt	Humboldt Co	Winnemucca PD	Lander Co	Lincoln Co	COUNTY: Lyon	Lyon Co	Yerington PD	Mineral Co	Nye Co	COUNTY: Pershing	Lovelock PD	Pershing Co	Storey Co	COUNTY: Washoe	Reno PD	Reno-Tahoe Airport Auth	Sparks PD	UNR	Washoe School Dist	Washoe Co	Reno Muni Court	White Pine Co	COUNTY: Statewide	NDI	NHP - Southern	NHP - Northeastern	NHP - Northwestern	Capitol Police	Fire Marshal	DOWL	Secretary of State	Attorney General	17		
Gambling:		17																											YTD								
Bookmaking (Horse and Sport Book)	Male	0	0	0	0	0	0	0	0	0	0	0	0	0	0	0	0	0	0	0	0	0	0	0	0	0	0	0	0	0	0	0	0	0	0		
	Female	0	0	0	0	0	0	0	0	0	0	0	0	0	0	0	0	0	0	0	0	0	0	0	0	0	0	0	0	0	0	0	0	0	0	0	
Numbers and Lottery	Male	0	0	0	0	0	0	0	0	0	0	0	0	0	0	0	0	0	0	0	0	0	0	0	0	0	0	0	0	0	0	0	0	0	0	0	
	Female	0	0	0	0	0	0	0	0	0	0	0	0	0	0	0	0	0	0	0	0	0	0	0	0	0	0	0	0	0	0	0	0	0	0	0	
All Other Gambling	Male	0	0	0	0	0	0	0	0	0	0	0	0	0	0	0	0	0	0	0	0	0	0	0	0	0	0	0	0	0	0	0	0	0	0	0	
	Female	0	0	0	0	0	0	0	0	0	0	0	0	0	0	0	0	0	0	0	0	0	0	0	0	0	0	0	0	0	0	0	0	0	0	0	1
Total Gambling Violations:		Male	0	0	0	0	0	0	0	0	0	0	0	0	0	0	0	0	0	0	0	0	0	0	0	0	0	0	0	0	0	0	0	0	0	0	
	Female	0	0	0	0	0	0	0	0	0	0	0	0	0	0	0	0	0	0	0	0	0	0	0	0	0	0	0	0	0	0	0	0	0	0	0	1
Miscellaneous:		17																											YTD								
Offenses Against the Family and Children	Male	0	0	0	0	0	0	0	0	0	0	0	0	0	0	2	2	0	0	0	0	0	0	0	0	0	0	0	0	0	0	0	0	0	0	6	
	Female	0	0	0	0	0	0	0	0	0	0	0	0	0	0	0	0	0	0	0	0	0	0	0	0	0	0	0	0	0	0	0	0	0	0	1	
Driving Under the Influence	Male	1	0	1	0	0	0	0	0	0	1	0	0	0	0	9	5	0	0	0	0	4	0	0	6	0	6	0	0	0	0	0	0	0	0	31	
	Female	0	0	0	0	0	0	0	0	0	0	0	0	0	2	2	0	0	0	0	0	0	0	3	0	0	0	3	0	0	0	0	0	0	0	8	
Liquor Laws	Male	2	0	2	2	0	2	2	0	0	0	0	0	0	0	23	11	0	5	0	5	2	0	0	1	0	1	0	0	0	0	0	0	0	0	68	
	Female	2	0	2	1	1	1	1	0	0	0	0	0	0	13	6	0	2	0	2	3	0	0	0	0	0	0	0	0	0	0	0	0	0	0	29	
Drunkenness	Male	0	0	0	0	0	0	0	0	1	0	0	0	0	0	0	0	0	0	0	0	0	0	0	0	0	0	0	0	0	0	0	0	0	0	17	
	Female	0	0	0	0	0	0	0	0	0	0	0	0	0	0	0	0	0	0	0	0	0	0	0	0	0	0	0	0	0	0	0	0	0	0	6	
Disorderly Conduct	Male	0	0	0	0	0	0	0	0	0	0	0	0	0	10	1	0	0	0	9	0	0	0	0	0	0	0	0	0	0	0	0	0	0	0	55	
	Female	0	0	0	0	0	0	0	0	0	0	0	0	0	9	1	0	0	0	8	0	0	0	0	0	0	0	0	0	0	0	0	0	0	0	40	
Vagrancy	Male	0	0	0	0	0	0	0	0	0	0	0	0	0	0	0	0	0	0	0	0	0	0	0	0	0	0	0	0	0	0	0	0	0	0	1	
	Female	0	0	0	0	0	0	0	0	0	0	0	0	0	0	0	0	0	0	0	0	0	0	0	0	0	0	0	0	0	0	0	0	0	0	0	
All Other Offenses (Except Traffic)	Male	2	0	2	0	1	2	2	0	0	0	0	0	0	53	29	0	10	0	6	8	0	1	3	1	2	0	0	0	0	0	0	0	0	0	276	
	Female	0	0	0	0	1	0	0	0	0	0	0	0	0	30	13	0	8	0	8	1	0	1	2	1	0	0	1	0	0	0	0	0	0	0	134	
Suspicion	Male	0	0	0	0	0	0	0	0	0	0	0	0	0	0	0	0	0	0	0	0	0	0	0	0	0	0	0	0	0	0	0	0	0	0	0	
	Female	0	0	0	0	0	0	0	0	0	0	0	0	0	0	0	0	0	0	0	0	0	0	0	0	0	0	0	0	0	0	0	0	0	0	0	
Curfew and Loitering Law Violations	Male	1	1	0	0	0	1	1	0	0	0	0	0	0	8	2	0	3	0	1	2	0	0	0	0	0	0	0	0	0	0	0	0	0	0	59	
	Female	0	0	0	0	0	0	0	0	0	0	0	0	0	2	1	0	0	0	1	0	0	0	0	0	0	0	0	0	0	0	0	0	0	0	37	
Runaways	Male	2	2	0	0	0	0	0	0	0	0	0	0	0	6	0	0	0	6	0	0	0	0	0	0	0	0	0	0	0	0	0	0	0	0	32	
	Female	2	2	0	0	0	0	0	0	0	0	0	0	0	4	0	0	0	4	0	0	0	0	1	0	0	1	0	0	0	0	0	0	0	0	37	
Total Miscellaneous Violations:		Male	8	3	5	2	1	5	5	0	0	2	0	0	111	50	0	18	0	27	16	0	1	10	1	9	0	0	0	0	0	0	0	0	0	545	
	Female	4	2	2	1	2	1	1	0	0	0	0	0	0	60	23	0	10	0	23	4	0	1	6	1	0	1	4	0	0	0	0	0	0	0	292	
Human Trafficking:		17																											YTD								
Human Trafficking/ Commercial Sex Acts	Male	0	0	0	0	0	0	0	0	0	0	0	0	0	0	0	0	0	0	0	0	0	0	0	0	0	0	0	0	0	0	0	0	0	0		
	Female	0	0	0	0	0	0	0	0	0	0	0	0	0	0	0	0	0	0	0	0	0	0	0	0	0	0	0	0	0	0	0	0	0	0	0	
Human Trafficking/ Involuntary Servitude	Male	0	0	0	0	0	0	0	0	0	0	0	0	0	0	0	0	0	0	0	0	0	0	0	0	0	0	0	0	0	0	0	0	0	0	0	
	Female	0	0	0	0	0	0	0	0	0	0	0	0	0	0	0	0	0	0	0	0	0	0	0	0	0	0	0	0	0	0	0	0	0	0	0	
Total Human Trafficking Violations:		Male	0	0	0	0	0	0	0	0	0	0	0	0	0	0	0	0	0	0	0	0	0	0	0	0	0	0	0	0	0	0	0	0	0	0	
	Female	0	0	0	0	0	0	0	0	0	0	0	0	0	0	0	0	0	0	0	0	0	0	0	0	0	0	0	0	0	0	0	0	0	0	0	
Total Arrests:		Male	15	4	11	2	7	20	20	0	0	4	0	0	0	255	97	0	52	0	79	27	0	1	13	2	11	0	0	0	0	0	0	0	0	1,511	
	Female	6	3	3	1	5	11	11	0	0	0	0	0	0	133	61	0	22	0	43	7	0	1	7	1	0	1	5	0	0	0	0	0	0	722		
Total:		21	7	14	3	12	31	31	0	0	4	0	0	0	388	158	0	74	0	122	34	0	2	20	3	11	1	5	0	0	0	0	0	0	2,233		

2018 State of Nevada Arrest Information

Arrests - Ages State Totals 2018		Carson City So	COUNTY: Churchill	Churchill Co	Fallon PD	COUNTY: Clark	Boulder PD	Clark Co School Dist	College of SNV	Henderson PD	LV Metro	LV Fire & Rescue	Mesquite PD	NLV Fire & Rescue	NLV PD	UNLV PD	Douglas Co	COUNTY: Elko	Carlin PD	Elko PD	Elko CO	West Wendover PD	Esmeralda Co	Eureka Co		
Index Crime:		18																								
Murder and Nonnegligent Manslaughter	Male	0	0	0	0	9	0	0	0	0	5	0	0	0	4	0	0	0	0	0	0	0	0	0	0	
	Female	0	0	0	0	0	0	0	0	0	0	0	0	0	0	0	0	0	0	0	0	0	0	0	0	
Manslaughter by Negligence	Male	0	0	0	0	0	0	0	0	0	0	0	0	0	0	0	0	0	0	0	0	0	0	0	0	
	Female	0	0	0	0	0	0	0	0	0	0	0	0	0	0	0	0	0	0	0	0	0	0	0	0	
Rape	Male	1	0	0	0	8	0	0	0	0	7	0	0	0	1	0	0	0	0	0	0	0	0	0	0	
	Female	0	0	0	0	0	0	0	0	0	0	0	0	0	0	0	0	0	0	0	0	0	0	0	0	
Robbery	Male	0	0	0	0	56	0	2	0	4	34	0	0	0	16	0	1	1	0	1	0	0	0	0	0	
	Female	0	0	0	0	9	0	0	0	0	7	0	0	0	2	0	3	0	0	0	0	0	0	0	0	
Aggravated Assault (Return A - 4a-d)	Male	8	0	0	0	55	0	7	0	1	33	0	0	0	14	0	0	1	0	1	0	0	0	0	0	
	Female	2	0	0	0	20	0	3	0	0	12	0	0	0	5	0	0	0	0	0	0	0	0	0	0	
Burglary - Breaking or Entering	Male	0	3	1	2	34	0	0	0	4	22	0	0	0	8	0	0	2	0	1	0	0	0	0	0	
	Female	0	0	0	0	6	0	0	0	0	6	0	0	0	0	0	0	0	0	0	0	0	0	0	0	
Larceny - Theft (Except Motor Vehicle Theft)	Male	2	1	0	1	58	1	0	0	14	34	0	1	0	8	0	3	4	0	0	0	4	0	0	0	
	Female	4	0	0	0	49	0	0	0	12	31	0	1	0	5	0	0	0	0	0	0	0	0	0	0	
Motor Vehicle Theft	Male	0	1	1	0	12	0	0	0	0	8	0	0	0	4	0	0	0	0	0	0	0	0	0	0	
	Female	0	0	0	0	1	0	0	0	0	1	0	0	0	0	0	0	0	0	0	0	0	0	0	0	
Arson	Male	0	0	0	0	0	0	0	0	0	0	0	0	0	0	0	0	0	0	0	0	0	0	0	0	
	Female	0	0	0	0	0	0	0	0	0	0	0	0	0	0	0	0	0	0	0	0	0	0	0	0	
Total Index Crimes Violations:	Male	11	5	2	3	232	1	9	0	23	143	0	1	0	55	0	4	7	0	3	4	0	0	0	0	
	Female	6	0	0	0	85	0	3	0	12	57	0	1	0	12	0	3	0	0	0	0	0	0	0	0	
Other Offenses:		18																								
Other Assaults (Return A - 4e)	Male	2	0	0	0	149	0	4	0	19	119	0	1	0	6	0	3	4	0	2	1	1	0	0	0	
	Female	0	1	1	0	96	0	1	0	12	74	0	0	0	9	0	3	2	0	1	0	1	0	0	0	
Forgery and Counterfeiting	Male	0	0	0	0	0	0	0	0	0	0	0	0	0	0	0	0	0	0	0	0	0	0	0	0	0
	Female	0	0	0	0	1	0	0	0	1	0	0	0	0	0	0	0	0	0	0	0	0	0	0	0	
Fraud	Male	0	0	0	0	13	0	0	0	1	8	0	0	0	2	2	0	1	0	1	0	0	0	0	0	
	Female	0	0	0	0	0	0	0	0	0	0	0	0	0	0	0	0	0	0	0	0	0	0	0	0	
Embezzlement	Male	0	0	0	0	0	0	0	0	0	0	0	0	0	0	0	0	0	0	0	0	0	0	0	0	
	Female	0	0	0	0	1	0	0	0	0	1	0	0	0	0	0	0	0	0	0	0	0	0	0	0	
Stolen Property; Buying, Receiving, Possessing	Male	1	0	0	0	48	0	0	0	10	28	0	0	0	10	0	1	1	1	0	0	0	0	0	0	
	Female	0	0	0	0	9	0	0	0	0	7	0	0	0	2	0	0	0	0	0	0	0	0	0	0	
Vandalism	Male	1	0	0	0	28	0	1	0	2	24	0	0	0	1	0	0	2	0	0	0	2	0	0	0	
	Female	0	0	0	0	4	0	0	0	0	4	0	0	0	0	0	0	0	0	0	0	0	0	0	0	
Weapons; Carrying, Possessing, etc.	Male	0	0	0	0	45	0	10	0	3	25	0	0	0	7	0	0	1	0	0	1	0	0	0	0	
	Female	0	0	0	0	1	0	0	0	0	1	0	0	0	0	0	0	0	0	0	0	0	0	0	0	
Total Other Offense Violations:	Male	4	0	0	0	283	0	15	0	35	204	0	1	0	26	2	4	9	1	3	4	1	0	0	0	
	Female	0	1	1	0	112	0	1	0	13	87	0	0	0	11	0	3	2	0	1	0	1	0	0	0	
Prostitution and Commercialized Vice:		18																								
Prostitution	Male	0	0	0	0	3	0	0	0	0	3	0	0	0	0	0	0	0	0	0	0	0	0	0	0	
	Female	0	0	0	0	88	0	0	0	0	88	0	0	0	0	0	0	0	0	0	0	0	0	0	0	
Assisting or Promoting Prostitution	Male	0	0	0	0	0	0	0	0	0	0	0	0	0	0	0	0	0	0	0	0	0	0	0	0	
	Female	0	0	0	0	0	0	0	0	0	0	0	0	0	0	0	0	0	0	0	0	0	0	0	0	
Purchasing Prostitution	Male	0	0	0	0	0	0	0	0	0	0	0	0	0	0	0	0	0	0	0	0	0	0	0	0	
	Female	0	0	0	0	0	0	0	0	0	0	0	0	0	0	0	0	0	0	0	0	0	0	0	0	
Total Prostitution & Commercialized Vice Violations:	Male	0	0	0	0	3	0	0	0	0	3	0	0	0	0	0	0	0	0	0	0	0	0	0	0	
	Female	0	0	0	0	88	0	0	0	0	88	0	0	0	0	0	0	0	0	0	0	0	0	0	0	
Sex Offenses (Except Forcible Rape and Prostitution)		18																								
Sex Offenses (Except Forcible Rape and Prostitution)	Male	1	0	0	0	2	0	0	0	0	2	0	0	0	0	0	0	1	0	0	0	1	0	0	0	
	Female	0	0	0	0	0	0	0	0	0	0	0	0	0	0	0	0	0	0	0	0	0	0	0	0	
Drug Abuse Violations:		18																								
Sale/Manufacturing:		0																								
Opium or Cocaine and Their Derivatives (Morphine, Heroin, Codeine)	Male	0	0	0	0	4	0	0	0	0	4	0	0	0	0	0	0	0	0	0	0	0	0	0	0	
	Female	0	0	0	0	0	0	0	0	0	0	0	0	0	0	0	0	0	0	0	0	0	0	0	0	
Marijuana	Male	0	0	0	0	31	0	9	0	0	20	0	0	0	2	0	0	1	1	0	0	0	0	0	0	
	Female	0	0	0	0	1	0	1	0	0	0	0	0	0	0	0	0	0	0	0	0	0	0	0	0	
Synthetic Narcotics - Manufactured Narcotics Which Can Cause True Drug Addiction (Demerol, Methadone)	Male	0	0	0	0	2	0	0	0	0	2	0	0	0	0	0	0	0	0	0	0	0	0	0	0	
	Female	0	0	0	0	0	0	0	0	0	0	0	0	0	0	0	0	0	0	0	0	0	0	0	0	
Other - Dangerous Nonnarcotic Drugs (Barbiturates, Benzadrine)	Male	0	0	0	0	7	0	4	0	0	2	0	1	0	0	0	0	0	0	0	0	0	0	0	0	
	Female	0	0	0	0	3	0	0	0	0	1	0	0	0	1	0	0	0	0	0	0	0	0	0	0	
Possession:		17	5	2	3	206	0	12	0	43	105	0	4	0	42	0	15	7	0	7	0	0	0	0	0	
Opium or Cocaine and Their Derivatives (Morphine, Heroin, Codeine)	Male	2	0	0	0	5	0	0	0	0	4	0	0	0	1	0	0	0	0	0	0	0	0	0	0	
	Female	0	0	0	0	4	0	1	0	0	2	0	0	0	1	0	0	1	0	1	0	0	0	0	0	
Marijuana	Male	10	4	1	3	134	0	10	0	29	65	0	2	0	28	0	10	5	0	5	0	0	0	0	0	
	Female	3	1	1	0	23	0	1	0	6	9	0	2	0	5	0	3	1	0	1	0	0	0	0	0	
Synthetic Narcotics - Manufactured Narcotics Which Can Cause True Drug Addiction (Demerol, Methadone)	Male	2	0	0	0	4	0	0	0	0	4	0	0	0	0	0	0	0	0	0	0	0	0	0	0	
	Female	0	0	0	0	2	0	0	0	0	2	0	0	0	0	0	0	0	0	0	0	0	0	0	0	
Other - Dangerous Nonnarcotic Drugs (Barbiturates, Benzadrine)	Male	0	0	0	0	30	0	0	0	8	15	0	0	0	7	0	2	0	0	0	0	0	0	0	0	
	Female	0	0	0	0	4	0	0	0	0	0	0	0	0	0	0	0	0	0	0	0	0	0	0	0	
Total Drug Abuse Violations:	Male	14	4	1	3	217	0	23	0	37	116	0	3	0	38	0	12	6	1	5	0	0	0	0	0	
	Female	3	1	1	0	37	0	3	0	6	18	0	3	0	7	0	3	2	0	2	0	0	0	0	0	

2018 State of Nevada Arrest Information

Arrests - Ages State Totals 2018		Carson City So	COUNTY: Churchill	Churchill Co	Fallon PD	COUNTY: Clark	Boulder PD	Clark Co School Dist	College of SNV	Henderson PD	LV Metro	LV Fire & Rescue	Mesquite PD	NLV Fire & Rescue	NLV PD	UNLV PD	Douglas Co	COUNTY: Elko	Carlin PD	Elko PD	Elko CO	West Wendover PD	Esmeralda Co	Eureka Co	
Gambling:		18																							
Bookmaking (Horse and Sport Book)	Male	0	0	0	0	0	0	0	0	0	0	0	0	0	0	0	0	0	0	0	0	0	0	0	0
	Female	0	0	0	0	0	0	0	0	0	0	0	0	0	0	0	0	0	0	0	0	0	0	0	0
Numbers and Lottery	Male	0	0	0	0	0	0	0	0	0	0	0	0	0	0	0	0	0	0	0	0	0	0	0	0
	Female	0	0	0	0	0	0	0	0	0	0	0	0	0	0	0	0	0	0	0	0	0	0	0	0
All Other Gambling	Male	0	0	0	0	2	0	0	0	0	0	0	2	0	0	0	1	0	0	0	0	0	0	0	0
	Female	0	0	0	0	1	0	0	0	0	0	1	0	0	0	0	0	0	0	0	0	0	0	0	0
Total Gambling Violations:		Male	0	0	0	2	0	0	0	0	0	2	0	0	0	1	0	0	0	0	0	0	0	0	0
	Female	0	0	0	0	1	0	0	0	0	0	1	0	0	0	0	0	0	0	0	0	0	0	0	0
Miscellaneous:		18																							
Offenses Against the Family and Children	Male	4	0	0	0	24	0	0	0	10	2	0	0	0	12	0	0	0	0	0	0	0	0	0	0
	Female	0	0	0	0	4	0	0	0	1	2	0	0	0	1	0	0	0	0	0	0	0	0	0	0
Driving Under the Influence	Male	1	1	0	1	38	0	0	0	2	33	0	1	0	2	0	5	4	1	1	1	1	0	0	
	Female	0	1	0	1	7	0	0	0	2	5	0	0	0	0	0	0	0	0	0	0	0	0	0	
Liquor Laws	Male	11	3	3	0	32	0	0	0	3	25	0	1	0	3	0	21	10	2	4	4	0	0	0	
	Female	4	3	3	0	7	0	0	0	0	6	0	0	0	0	1	7	1	0	1	0	0	0	0	
Drunkenness	Male	0	3	0	3	0	0	0	0	0	0	0	0	0	0	0	0	0	0	0	0	0	0	0	
	Female	0	0	0	0	0	0	0	0	0	0	0	0	0	0	0	0	0	0	0	0	0	0	0	
Disorderly Conduct	Male	1	0	0	0	20	2	6	0	0	7	0	0	0	5	0	2	0	0	0	0	0	0	0	
	Female	1	0	0	0	2	0	2	0	0	0	0	0	0	0	0	0	1	0	0	1	0	0	0	
Vagrancy	Male	1	0	0	0	6	0	0	0	0	6	0	0	0	0	0	0	0	0	0	0	0	0	0	
	Female	0	0	0	0	16	0	0	0	0	16	0	0	0	0	0	0	0	0	0	0	0	0	0	
All Other Offenses (Except Traffic)	Male	33	7	4	3	250	0	6	0	40	172	0	0	0	32	0	3	8	0	6	2	0	0	0	
	Female	17	7	1	6	80	0	1	0	13	59	0	3	0	4	0	1	6	2	3	1	0	0	0	
Suspicion	Male	0	0	0	0	0	0	0	0	0	0	0	0	0	0	0	0	0	0	0	0	0	0	0	
	Female	0	0	0	0	0	0	0	0	0	0	0	0	0	0	0	0	0	0	0	0	0	0	0	
Total Miscellaneous Violations:		Male	51	14	7	7	370	2	12	0	55	245	0	2	0	54	0	31	22	3	11	7	1	0	0
	Female	22	11	4	7	116	0	3	0	16	88	0	3	0	5	1	8	8	2	4	2	0	0	0	
Human Trafficking:		18																							
Human Trafficking/ Commercial Sex Acts	Male	0	0	0	0	0	0	0	0	0	0	0	0	0	0	0	0	0	0	0	0	0	0	0	0
	Female	0	0	0	0	0	0	0	0	0	0	0	0	0	0	0	0	0	0	0	0	0	0	0	0
Human Trafficking/ Involuntary Servitude	Male	0	0	0	0	0	0	0	0	0	0	0	0	0	0	0	0	0	0	0	0	0	0	0	0
	Female	0	0	0	0	0	0	0	0	0	0	0	0	0	0	0	0	0	0	0	0	0	0	0	0
Total Human Trafficking Violations:		Male	0	0	0	0	0	0	0	0	0	0	0	0	0	0	0	0	0	0	0	0	0	0	0
	Female	0	0	0	0	0	0	0	0	0	0	0	0	0	0	0	0	0	0	0	0	0	0	0	0
Total Arrests:	Male	81	23	10	13	1,109	3	59	0	150	713	0	9	0	173	2	52	45	5	22	15	3	0	0	
18 Years of Age	Female	31	13	6	7	439	0	10	0	47	338	0	8	0	35	1	17	12	2	7	2	1	0	0	
Total:		112	36	16	20	1,548	3	69	0	197	1,051	0	17	0	208	3	69	57	7	29	17	4	0	0	

2018 State of Nevada Arrest Information

Arrests - Ages State Totals 2018		COUNTY: Humboldt	Humboldt Co	Winnemucca PD	Lander Co	Lincoln Co	COUNTY: Lyon	Lyon Co	Yerington PD	Mineral Co	Nye Co	COUNTY: Persim	Loveck PD	Pershing Co	Storey Co	COUNTY: Washoe	Reno PD	Reno-Tahoe Airport Auth	Sparks PD	UNR	Washoe School Dist	Washoe Co	Reno Muni Court	White Pine Co	COUNTY: Statewide	NDI	NHP - Southern	NHP - Northeastern	NHP - Northwestern	Capitol Police	Fire Marshal	DOWL	Secretary	Attorney General	18		
Gambling:		18																											YTD								
Bookmaking (Horse and Sport Book)	Male	0	0	0	0	0	0	0	0	0	0	0	0	0	0	0	0	0	0	0	0	0	0	0	0	0	0	0	0	0	0	0	0	0	0	0	
	Female	0	0	0	0	0	0	0	0	0	0	0	0	0	0	0	0	0	0	0	0	0	0	0	0	0	0	0	0	0	0	0	0	0	0	0	
Numbers and Lottery	Male	0	0	0	0	0	0	0	0	0	0	0	0	0	0	0	0	0	0	0	0	0	0	0	0	0	0	0	0	0	0	0	0	0	0	0	
	Female	0	0	0	0	0	0	0	0	0	0	0	0	0	0	0	0	0	0	0	0	0	0	0	0	0	0	0	0	0	0	0	0	0	0	0	
All Other Gambling	Male	0	0	0	0	0	0	0	0	0	0	0	0	0	0	1	0	0	1	0	0	0	0	0	0	0	0	0	0	0	0	0	0	0	0	4	
	Female	0	0	0	0	0	0	0	0	0	0	0	0	0	0	0	0	0	0	0	0	0	0	0	0	0	0	0	0	0	0	0	0	0	0	1	
Total Gambling Violations:		Male	0	0	0	0	0	0	0	0	0	0	0	0	0	1	0	0	1	0	0	0	0	0	0	0	0	0	0	0	0	0	0	0	0	4	
	Female	0	0	0	0	0	0	0	0	0	0	0	0	0	0	0	0	0	0	0	0	0	0	0	0	0	0	0	0	0	0	0	0	0	0	1	
Miscellaneous:		18																											YTD								
Offenses Against the Family and Children	Male	0	0	0	0	0	1	1	0	0	2	0	0	0	1	9	3	0	1	0	0	5	0	0	3	0	0	0	3	0	0	0	0	0	0	44	
	Female	0	0	0	0	0	0	0	0	2	0	0	0	1	4	1	0	3	0	0	0	0	0	0	0	0	0	0	0	0	0	0	0	0	0	0	11
Driving Under the Influence	Male	1	0	1	0	0	0	0	0	0	0	1	0	1	0	11	6	0	3	0	0	2	0	0	16	0	6	3	7	0	0	0	0	0	0	78	
	Female	0	0	0	0	0	0	0	0	0	0	0	0	0	3	2	0	1	0	0	0	0	0	6	0	4	1	1	0	0	0	0	0	0	0	17	
Liquor Laws	Male	1	0	1	0	0	1	1	0	1	0	0	0	0	0	42	19	0	12	10	0	1	0	0	0	0	0	0	0	0	0	0	0	0	0	122	
	Female	0	0	0	2	0	1	1	0	0	0	0	0	0	22	17	0	1	3	0	1	0	0	2	0	1	1	0	0	0	0	0	0	0	0	49	
Drunkenness	Male	0	0	0	0	0	0	0	0	0	1	0	0	0	0	0	0	0	0	0	0	0	0	0	0	0	0	0	0	0	0	0	0	0	0	4	
	Female	0	0	0	0	0	0	0	0	0	0	0	0	0	0	0	0	0	0	0	0	0	0	1	0	0	0	0	0	0	0	0	0	0	0	1	
Disorderly Conduct	Male	0	0	0	0	0	0	0	0	0	0	0	0	0	0	8	3	0	1	0	4	0	0	0	0	0	0	0	0	0	0	0	0	0	0	31	
	Female	0	0	0	0	0	0	0	0	0	2	0	0	0	0	0	0	0	0	0	0	0	0	0	0	0	0	0	0	0	0	0	0	0	0	6	
Vagrancy	Male	0	0	0	0	0	0	0	0	0	0	0	0	0	0	1	0	0	0	0	1	0	0	0	0	0	0	0	0	0	0	0	0	0	0	8	
	Female	0	0	0	0	0	0	0	0	0	0	0	0	0	0	0	0	0	0	0	0	0	0	0	0	0	0	0	0	0	0	0	0	0	0	16	
All Other Offenses (Except Traffic)	Male	3	1	2	0	0	5	4	1	1	4	0	0	0	3	82	42	0	19	0	6	15	0	1	3	0	2	0	1	0	0	0	0	0	0	403	
	Female	1	1	0	0	0	0	0	0	1	0	0	0	0	1	27	11	0	6	0	1	9	0	4	0	3	0	1	0	0	0	0	0	0	0	145	
Suspicion	Male	0	0	0	0	0	0	0	0	0	0	0	0	0	0	0	0	0	0	0	0	0	0	0	0	0	0	0	0	0	0	0	0	0	0	0	
	Female	0	0	0	0	0	0	0	0	0	0	0	0	0	0	0	0	0	0	0	0	0	0	0	0	0	0	0	0	0	0	0	0	0	0	0	
Total Miscellaneous Violations:		Male	5	1	4	0	7	6	1	2	7	1	0	1	4	153	73	0	36	10	11	23	0	1	22	0	8	3	11	0	0	0	0	0	0	690	
	Female	1	1	0	2	0	1	1	0	1	4	0	0	0	2	56	31	0	11	3	1	10	0	1	12	0	8	2	2	0	0	0	0	0	0	245	
Human Trafficking:		18																											YTD								
Human Trafficking/ Commercial Sex Acts	Male	0	0	0	0	0	0	0	0	0	0	0	0	0	0	0	0	0	0	0	0	0	0	0	0	0	0	0	0	0	0	0	0	0	0		
	Female	0	0	0	0	0	0	0	0	0	0	0	0	0	0	0	0	0	0	0	0	0	0	0	0	0	0	0	0	0	0	0	0	0	0	0	
Human Trafficking/ Involuntary Servitude	Male	0	0	0	0	0	0	0	0	0	0	0	0	0	0	0	0	0	0	0	0	0	0	0	0	0	0	0	0	0	0	0	0	0	0		
	Female	0	0	0	0	0	0	0	0	0	0	0	0	0	0	0	0	0	0	0	0	0	0	0	0	0	0	0	0	0	0	0	0	0	0	0	
Total Human Trafficking Violations:		Male	0	0	0	0	0	0	0	0	0	0	0	0	0	0	0	0	0	0	0	0	0	0	0	0	0	0	0	0	0	0	0	0	0	0	
	Female	0	0	0	0	0	0	0	0	0	0	0	0	0	0	0	0	0	0	0	0	0	0	0	0	0	0	0	0	0	0	0	0	0	0	0	
Total Arrests:	Male	10	3	7	5	2	17	16	1	2	10	2	1	1	5	281	130	0	72	11	19	49	0	1	33	7	12	3	11	0	0	0	0	0	1,678		
18 Years of Age	Female	3	2	1	2	1	7	7	0	1	5	0	0	0	2	96	54	0	21	5	4	12	0	1	19	2	11	4	2	0	0	0	0	0	649		
Total:		13	5	8	7	3	24	23	1	3	15	2	1	1	7	377	184	0	93	16	23	61	0	2	52	9	23	7	13	0	0	0	0	0	2,327		

2018 State of Nevada Arrest Information

Arrests - Ages State Totals 2018		Carson City So	COUNTY: Churchill	Churchill Co	Fallon PD	COUNTY: Clark	Boulder PD	Clark Co Sheriff/Dist	College of SNV	Henderson PD	LV Metro	LV Fire & Rescue	Mequite PD	NLV Fire & Rescue	NLV PD	UNLV PD	Douglas Co	COUNTY: Elko	Carlin PD	Elko PD	Elko CO	West Wendover PD	Esmeralda Co	Esmeralda Co	
Index Crime:		19																							
Murder and Nonnegligent Manslaughter	Male	0	0	0	0	4	0	0	0	0	4	0	0	0	0	0	0	0	0	0	0	0	0	0	
	Female	0	0	0	0	1	0	0	0	0	0	0	0	0	1	0	0	0	0	0	0	0	0	0	
Manslaughter by Negligence	Male	0	0	0	0	0	0	0	0	0	0	0	0	0	0	0	0	0	0	0	0	0	0	0	
	Female	0	0	0	0	0	0	0	0	0	0	0	0	0	0	0	0	0	0	0	0	0	0	0	
Rape	Male	1	0	0	0	5	0	0	0	0	3	0	1	0	1	0	0	0	0	0	0	0	0	0	
	Female	0	0	0	0	0	0	0	0	0	0	0	0	0	0	0	0	0	0	0	0	0	0	0	
Robbery	Male	1	0	0	0	53	0	1	0	2	34	0	0	0	16	0	0	0	0	0	0	0	0	0	
	Female	0	0	0	0	9	0	0	0	0	8	0	0	0	1	0	0	0	0	0	0	0	0	0	
Aggravated Assault (Return A - 4a-d)	Male	3	0	0	0	52	0	1	0	4	34	0	0	0	10	3	0	0	0	0	1	1	0	0	
	Female	2	0	0	0	23	0	3	0	0	13	0	0	0	7	0	0	0	0	0	0	0	0	0	
Burglary - Breaking or Entering	Male	2	2	2	0	42	0	1	0	6	27	0	0	0	8	0	2	0	0	0	0	0	0	0	
	Female	1	0	0	0	15	0	0	0	1	13	0	0	0	1	0	1	0	0	0	0	0	0	0	
Larceny - Theft (Except Motor Vehicle Theft)	Male	4	1	0	1	41	0	0	0	13	21	0	1	0	6	0	3	3	0	0	3	0	0	0	
	Female	1	0	0	0	34	0	0	0	9	23	0	0	0	2	0	0	0	0	0	0	0	0	0	
Motor Vehicle Theft	Male	0	0	0	0	8	0	0	0	2	4	0	0	0	1	1	0	0	0	0	0	0	0	0	
	Female	0	0	0	0	2	0	0	0	0	2	0	0	0	0	0	0	0	0	0	0	0	0	0	
Arson	Male	0	0	0	0	0	0	0	0	0	0	0	0	0	0	0	0	0	0	0	0	0	0	0	
	Female	0	0	0	0	0	0	0	0	0	0	0	0	0	0	0	0	0	0	0	0	0	0	0	
Total Index Crimes Violations:	Male	11	3	2	1	205	0	3	0	27	127	0	2	0	42	4	5	5	0	0	4	1	0	0	
	Female	4	0	0	0	84	0	3	0	10	59	0	0	0	12	0	1	0	0	0	0	0	0	0	
Other Offenses:		19																							
Other Assaults (Return A - 4e)	Male	1	1	1	0	150	0	2	0	21	114	0	2	0	8	3	6	2	0	1	1	0	0	0	
	Female	0	1	0	1	115	0	0	0	9	97	0	1	0	8	0	1	4	0	2	2	0	0	0	
Forgery and Counterfeiting	Male	0	0	0	0	0	0	0	0	0	0	0	0	0	0	0	0	1	0	0	0	1	0	0	
	Female	0	0	0	0	2	0	0	0	0	2	0	0	0	0	0	0	0	0	0	0	0	0	0	
Fraud	Male	0	0	0	0	13	0	0	0	2	10	0	0	0	0	1	3	1	0	1	0	0	0	0	
	Female	1	0	0	0	6	0	0	0	0	6	0	0	0	0	0	0	0	0	0	0	0	0	0	
Embezzlement	Male	0	0	0	0	5	0	0	0	0	4	0	0	0	1	0	0	1	0	0	1	0	0	0	
	Female	1	0	0	0	6	0	1	0	3	1	0	0	0	1	0	0	0	0	0	0	0	0	0	
Stolen Property; Buying, Receiving, Possessing	Male	2	0	0	0	34	0	1	0	3	22	0	0	0	8	0	1	0	0	0	0	0	0	0	
	Female	0	0	0	0	5	0	0	0	0	5	0	0	0	0	0	0	1	0	1	0	0	0	0	
Vandalism	Male	1	0	0	0	17	0	0	0	2	13	0	0	0	2	0	1	1	0	1	0	0	0	0	
	Female	0	0	0	0	4	0	0	0	0	4	0	0	0	0	0	0	0	0	0	0	0	0	0	
Weapons; Carrying, Possessing, etc.	Male	0	0	0	0	35	0	1	0	1	31	0	0	0	2	0	0	0	0	0	0	0	0	0	
	Female	0	0	0	0	3	0	0	0	0	3	0	0	0	0	0	0	0	0	0	0	0	0	0	
Total Other Offense Violations:	Male	4	1	1	0	254	0	4	0	29	194	0	2	0	21	4	11	6	0	3	2	1	0	0	
	Female	2	1	0	1	141	0	1	0	12	118	0	1	0	9	0	1	5	0	3	2	0	0	0	
Prostitution and Commercialized Vice:		19																							
Prostitution	Male	0	0	0	0	1	0	0	0	0	1	0	0	0	0	0	0	0	0	0	0	0	0	0	
	Female	0	0	0	0	132	0	0	0	0	132	0	0	0	0	0	0	0	0	0	0	0	0	0	
Assisting or Promoting Prostitution	Male	0	0	0	0	0	0	0	0	0	0	0	0	0	0	0	0	0	0	0	0	0	0	0	
	Female	0	0	0	0	0	0	0	0	0	0	0	0	0	0	0	0	0	0	0	0	0	0	0	
Purchasing Prostitution	Male	0	0	0	0	0	0	0	0	0	0	0	0	0	0	0	0	0	0	0	0	0	0	0	
	Female	0	0	0	0	0	0	0	0	0	0	0	0	0	0	0	0	0	0	0	0	0	0	0	
Total Prostitution & Commercialized Vice Violations:	Male	0	0	0	0	1	0	0	0	0	1	0	0	0	0	0	0	0	0	0	0	0	0	0	
	Female	0	0	0	0	132	0	0	0	0	132	0	0	0	0	0	0	0	0	0	0	0	0	0	
Sex Offenses (Except Forcible Rape and Prostitution)		19																							
Sex Offenses (Except Forcible Rape and Prostitution)	Male	1	0	0	0	8	0	0	1	2	5	0	0	0	0	0	2	0	0	0	0	0	0	0	
	Female	0	0	0	0	1	0	0	0	0	1	0	0	0	0	0	0	0	0	0	0	0	0	0	
Drug Abuse Violations:		19																							
Sale/Manufacturing:		0 3 1 2 45 0 1 0 1 41 0 1 0 1 0 0 1 1 0 0 0 0 0 0																							
Opium or Cocaine and Their Derivatives (Morphine, Heroin, Codeine)	Male	0	0	0	0	5	0	0	0	0	5	0	0	0	0	0	0	0	0	0	0	0	0	0	
	Female	0	0	0	0	2	0	0	0	0	2	0	0	0	0	0	0	0	0	0	0	0	0	0	
Marijuana	Male	0	1	1	0	20	0	1	0	0	19	0	0	0	0	0	1	1	1	0	0	0	0	0	
	Female	0	1	0	1	4	0	0	0	0	3	0	1	0	0	0	0	0	0	0	0	0	0	0	
Synthetic Narcotics - Manufactured Narcotics Which Can Cause True Drug Addiction (Demerol, Methadone)	Male	0	0	0	0	5	0	0	0	0	5	0	0	0	0	0	0	0	0	0	0	0	0	0	
	Female	0	0	0	0	1	0	0	0	0	1	0	0	0	0	0	0	0	0	0	0	0	0	0	
Other - Dangerous Nonnarcotic Drugs (Barbiturates, Benzadrine)	Male	0	1	1	0	7	0	0	0	1	5	0	0	0	1	0	0	0	0	0	0	0	0	0	
	Female	0	0	0	0	1	0	0	0	0	1	0	0	0	0	0	0	0	0	0	0	0	0	0	
Total Drug Abuse Violations:	Male	11	3	2	1	168	0	4	0	39	99	0	3	0	21	0	19	9	1	6	1	1	0	0	
	Female	1	1	0	1	38	1	0	0	4	29	0	2	0	2	0	3	2	0	1	1	0	0	0	

2018 State of Nevada Arrest Information

Arrests - Ages State Totals 2018		Carson City So	COUNTY: Churchill	Churchill Co	Fallon PD	COUNTY: Clark	Boulder PD	Clark Co School Dist	College of SNV	Henderson PD	LV Metro	LV Fire & Rescue	Mesquite PD	NLV Fire & Rescue	NLV PD	UNLV PD	Douglas Co	COUNTY: Elko	Carlin PD	Elko PD	Elko CO	West Wendover PD	Esmeralda Co	Eureka Co	
Gambling:		19																							
Bookmaking (Horse and Sport Book)	Male	0	0	0	0	0	0	0	0	0	0	0	0	0	0	0	0	0	0	0	0	0	0	0	
	Female	0	0	0	0	0	0	0	0	0	0	0	0	0	0	0	0	0	0	0	0	0	0	0	
Numbers and Lottery	Male	0	0	0	0	0	0	0	0	0	0	0	0	0	0	0	0	0	0	0	0	0	0	0	
	Female	0	0	0	0	0	0	0	0	0	0	0	0	0	0	0	0	0	0	0	0	0	0	0	
All Other Gambling	Male	0	0	0	0	1	0	0	0	0	0	0	1	0	0	0	1	0	0	0	0	0	0	0	
	Female	1	0	0	0	0	0	0	0	0	0	0	0	0	0	0	0	0	0	0	0	0	0	0	
Total Gambling Violations:	Male	0	0	0	0	1	0	0	0	0	0	0	1	0	0	0	1	0	0	0	0	0	0	0	
	Female	1	0	0	0	0	0	0	0	0	0	0	0	0	0	0	0	0	0	0	0	0	0	0	
Miscellaneous:		19																							
Offenses Against the Family and Children	Male	1	4	0	4	11	0	1	0	4	2	0	0	0	4	0	0	0	0	0	0	0	0	0	
	Female	1	0	0	0	6	0	0	0	4	1	0	0	0	1	0	0	0	0	0	0	0	0	0	
Driving Under the Influence	Male	0	3	0	3	52	1	0	0	7	38	0	0	0	6	0	1	2	0	1	1	0	0	0	
	Female	1	0	0	0	20	1	0	0	3	14	0	0	0	2	0	0	0	0	0	0	0	0	0	
Liquor Laws	Male	5	3	2	1	28	1	0	0	7	16	0	3	0	0	1	25	14	0	7	7	0	0	0	
	Female	2	1	1	0	12	0	0	0	1	8	0	2	0	1	0	8	3	0	3	0	0	0	0	
Drunkenness	Male	0	1	0	1	0	0	0	0	0	0	0	0	0	0	0	0	0	0	0	0	0	0	0	
	Female	0	0	0	0	0	0	0	0	0	0	0	0	0	0	0	0	0	0	0	0	0	0	0	
Disorderly Conduct	Male	0	1	0	1	18	0	7	0	0	8	0	1	0	2	0	2	0	0	0	0	0	0	0	
	Female	0	0	0	0	6	0	2	0	0	4	0	0	0	0	0	0	1	0	0	1	0	0	0	
Vagrancy	Male	0	0	0	0	7	0	0	0	0	7	0	0	0	0	0	0	0	0	0	0	0	0	0	
	Female	0	0	0	0	33	0	0	0	0	33	0	0	0	0	0	0	0	0	0	0	0	0	0	
All Other Offenses (Except Traffic)	Male	30	10	8	2	320	0	2	0	57	230	0	0	0	31	0	15	8	1	2	2	3	0	0	
	Female	11	5	2	3	156	0	1	0	21	128	0	0	0	6	0	4	5	1	3	0	1	0	0	
Suspicion	Male	0	0	0	0	0	0	0	0	0	0	0	0	0	0	0	0	0	0	0	0	0	0	0	
	Female	0	0	0	0	0	0	0	0	0	0	0	0	0	0	0	0	0	0	0	0	0	0	0	
Total Miscellaneous Violations:	Male	36	22	10	12	436	2	10	0	75	301	0	4	0	43	1	43	24	1	10	10	3	0	0	
	Female	15	6	3	3	233	1	3	0	29	188	0	2	0	10	0	12	9	1	6	1	1	0	0	
Human Trafficking:		19																							
Human Trafficking/ Commercial Sex Acts	Male	0	0	0	0	1	0	0	0	0	1	0	0	0	0	0	0	0	0	0	0	0	0	0	
	Female	0	0	0	0	1	0	0	0	0	1	0	0	0	0	0	0	0	0	0	0	0	0	0	
Human Trafficking/ Involuntary Servitude	Male	0	0	0	0	0	0	0	0	0	0	0	0	0	0	0	0	0	0	0	0	0	0	0	
	Female	0	0	0	0	0	0	0	0	0	0	0	0	0	0	0	0	0	0	0	0	0	0	0	
Total Human Trafficking Violations:	Male	0	0	0	0	1	0	0	0	0	1	0	0	0	0	0	0	0	0	0	0	0	0	0	
	Female	0	0	0	0	1	0	0	0	0	1	0	0	0	0	0	0	0	0	0	0	0	0	0	
Total Arrests:	Male	63	35	20	15	1,074	3	21	3	172	727	0	12	0	127	9	72	44	2	19	17	6	0	0	
19 Years of Age	Female	23	8	3	5	630	2	7	0	55	528	0	5	0	33	0	17	16	1	10	4	1	0	0	
Total:		86	43	23	20	1,704	5	28	3	227	1,255	0	17	0	160	9	89	60	3	29	21	7	0	0	

2018 State of Nevada Arrest Information

Arrests - Ages State Totals 2018		COUNTY: Humboldt	Humboldt Co	Winnemucca PD	Lander Co	Lincoln Co	COUNTY: Lyon	Lyon Co	Yerington PD	Mineral Co	Nye Co	COUNTY: Persim	Lovejoy PD	Pershing Co	Storey Co	COUNTY: Washoe	Reno PD	Reno-Tahoe Airport Auth	Sparks PD	UNR	Washoe School Dist	Washoe Co	Reno Muni Court	White Pine Co	COUNTY: Statewide	NDI	NHP - Southern	NHP - Northeastern	NHP - Northwestern	Capitol Police	Fire Marshal	DOWL	Secretary of State	Attorney General	19		
Gambling:		19																												YTD							
Bookmaking (Horse and Sport Book)	Male	0	0	0	0	0	0	0	0	0	0	0	0	0	0	0	0	0	0	0	0	0	0	0	0	0	0	0	0	0	0	0	0	0	0	0	
	Female	0	0	0	0	0	0	0	0	0	0	0	0	0	0	0	0	0	0	0	0	0	0	0	0	0	0	0	0	0	0	0	0	0	0	0	
Numbers and Lottery	Male	0	0	0	0	0	0	0	0	0	0	0	0	0	0	0	0	0	0	0	0	0	0	0	0	0	0	0	0	0	0	0	0	0	0	0	
	Female	0	0	0	0	0	0	0	0	0	0	0	0	0	0	0	0	0	0	0	0	0	0	0	0	0	0	0	0	0	0	0	0	0	0	0	
All Other Gambling	Male	0	0	0	0	0	0	0	0	0	0	0	0	0	0	1	1	0	0	0	0	0	0	0	0	0	0	0	0	0	0	0	0	0	0	3	
	Female	0	0	0	0	0	0	0	0	0	0	0	0	0	0	1	0	0	1	0	0	0	0	0	0	0	0	0	0	0	0	0	0	0	0	2	
Total Gambling Violations:		Male	0	0	0	0	0	0	0	0	0	0	0	0	0	1	1	0	0	0	0	0	0	0	0	0	0	0	0	0	0	0	0	0	0	3	
	Female	0	0	0	0	0	0	0	0	0	0	0	0	0	0	1	0	0	1	0	0	0	0	0	0	0	0	0	0	0	0	0	0	0	0	2	
Miscellaneous:		19																												YTD							
Offenses Against the Family and Children	Male	0	0	0	0	0	0	0	0	0	3	0	0	0	1	2	0	0	2	0	0	0	0	0	0	0	0	0	0	0	0	0	0	0	0	22	
	Female	0	0	0	0	0	0	0	0	0	2	0	0	0	0	1	1	0	0	0	0	0	0	0	0	0	0	0	0	0	0	0	0	0	0	10	
Driving Under the Influence	Male	0	0	0	0	3	3	0	1	2	1	0	1	0	22	6	0	8	2	0	6	0	0	27	0	14	7	6	0	0	0	0	0	0	0	114	
	Female	1	1	0	0	0	0	0	0	0	0	0	0	0	4	3	0	1	0	0	0	0	0	7	0	3	1	3	0	0	0	0	0	0	33		
Liquor Laws	Male	0	0	0	2	0	0	0	2	1	0	0	0	0	62	43	0	7	11	0	1	0	0	0	0	0	0	0	0	0	0	0	0	0	0	142	
	Female	0	0	0	0	0	0	0	1	0	0	0	0	0	30	17	0	3	9	0	1	0	0	0	0	0	0	0	0	0	0	0	0	0	0	57	
Drunkenness	Male	0	0	0	0	0	0	0	0	2	0	0	0	0	0	0	0	0	0	0	0	0	0	0	0	0	0	0	0	0	0	0	0	0	0	3	
	Female	0	0	0	0	0	0	0	1	1	0	0	0	0	0	0	0	0	0	0	0	0	0	0	0	0	0	0	0	0	0	0	0	0	0	2	
Disorderly Conduct	Male	0	0	0	0	0	1	1	0	0	0	0	0	0	2	0	0	1	0	1	0	0	0	0	0	0	0	0	0	0	0	0	0	0	0	24	
	Female	0	0	0	0	0	0	0	0	0	0	0	0	0	0	0	0	0	0	0	0	0	0	0	0	0	0	0	0	0	0	0	0	0	0	7	
Vagrancy	Male	0	0	0	0	0	0	0	0	1	0	0	0	0	0	0	0	0	0	0	0	0	0	0	0	0	0	0	0	0	0	0	0	0	0	8	
	Female	0	0	0	0	0	0	0	0	0	0	0	0	0	0	0	0	0	0	0	0	0	0	0	0	0	0	0	0	0	0	0	0	0	0	33	
All Other Offenses (Except Traffic)	Male	1	1	0	2	0	4	4	0	2	7	0	0	0	2	131	61	1	36	1	1	31	0	1	30	4	20	1	5	0	0	0	0	0	0	563	
	Female	0	0	0	0	0	1	1	0	2	6	0	0	0	0	39	21	0	7	0	0	11	0	0	9	1	5	1	2	0	0	0	0	0	0	238	
Suspicion	Male	0	0	0	0	0	0	0	0	0	0	0	0	0	0	0	0	0	0	0	0	0	0	0	0	0	0	0	0	0	0	0	0	0	0	0	
	Female	0	0	0	0	0	0	0	0	0	0	0	0	0	0	0	0	0	0	0	0	0	0	0	0	0	0	0	0	0	0	0	0	0	0	0	
Total Miscellaneous Violations:		Male	1	1	0	4	0	8	8	0	5	16	1	0	1	3	219	110	1	54	14	2	38	0	1	57	4	34	8	11	0	0	0	0	0	876	
	Female	1	1	0	0	0	1	1	0	4	9	0	0	0	0	74	42	0	11	9	0	12	0	0	16	1	8	2	5	0	0	0	0	0	0	380	
Human Trafficking:		19																												YTD							
Human Trafficking/ Commercial Sex Acts	Male	0	0	0	0	0	0	0	0	0	0	0	0	0	0	0	0	0	0	0	0	0	0	0	0	0	0	0	0	0	0	0	0	0	0	1	
	Female	0	0	0	0	0	0	0	0	0	0	0	0	0	0	0	0	0	0	0	0	0	0	0	0	0	0	0	0	0	0	0	0	0	0	0	1
Human Trafficking/ Involuntary Servitude	Male	0	0	0	0	0	0	0	0	0	0	0	0	0	0	0	0	0	0	0	0	0	0	0	0	0	0	0	0	0	0	0	0	0	0	0	
	Female	0	0	0	0	0	0	0	0	0	0	0	0	0	0	0	0	0	0	0	0	0	0	0	0	0	0	0	0	0	0	0	0	0	0	0	
Total Human Trafficking Violations:		Male	0	0	0	0	0	0	0	0	0	0	0	0	0	0	0	0	0	0	0	0	0	0	0	0	0	0	0	0	0	0	0	0	0	0	1
	Female	0	0	0	0	0	0	0	0	0	0	0	0	0	0	0	0	0	0	0	0	0	0	0	0	0	0	0	0	0	0	0	0	0	0	0	1
Total Arrests:	Male	11	7	4	5	0	21	21	0	7	23	1	0	1	3	377	193	1	90	20	6	67	0	1	78	11	42	8	17	0	0	0	0	0	1,815		
19 Years of Age	Female	4	2	2	1	0	6	6	0	5	11	1	0	1	0	118	72	0	20	9	0	17	0	0	22	3	10	4	5	0	0	0	0	0	862		
Total:		15	9	6	6	0	27	27	0	12	34	2	0	2	3	495	265	1	110	29	6	84	0	1	100	14	52	12	22	0	0	0	0	0	0	2,677	

2018 State of Nevada Arrest Information

Arrests - Ages State Totals 2018		Carson City So	COUNTY: Churchill	Cherhill Co	Fallon PD	COUNTY: Clark	Boulder PD	Clark Co School Dist	College of SWV	Henderson PD	LV Metro	LV Fire & Rescue	Mesquite PD	NLV Fire & Rescue	NLV PD	UNLV PD	Douglas Co	COUNTY: Elko	Carlin PD	Elko PD	Elko CO	West Wendover PD	Esmeralda Co	Eureka Co	
Index Crime:		20																							
Murder and Nonnegligent Manslaughter	Male	0	0	0	0	5	0	0	0	0	4	0	0	0	1	0	0	0	0	0	0	0	0	0	0
	Female	0	0	0	0	0	0	0	0	0	0	0	0	0	0	0	0	0	0	0	0	0	0	0	0
Manslaughter by Negligence	Male	0	0	0	0	0	0	0	0	0	0	0	0	0	0	0	0	0	0	0	0	0	0	0	0
	Female	0	0	0	0	0	0	0	0	0	0	0	0	0	0	0	0	0	0	0	0	0	0	0	0
Rape	Male	0	0	0	0	6	0	0	0	0	4	0	1	0	1	0	0	0	0	0	0	0	0	0	0
	Female	0	0	0	0	0	0	0	0	0	0	0	0	0	0	0	0	0	0	0	0	0	0	0	0
Robbery	Male	0	0	0	0	36	0	0	0	5	28	0	0	0	3	0	0	2	0	0	0	0	0	0	0
	Female	0	0	0	0	16	0	0	0	0	14	0	0	0	2	0	1	0	0	0	0	0	0	0	0
Aggravated Assault (Return A - 4a-d)	Male	3	0	0	0	61	1	0	0	1	46	0	0	0	13	0	0	1	0	0	1	0	0	0	0
	Female	6	0	0	0	35	0	1	0	2	23	0	0	0	8	1	0	0	0	0	0	0	0	0	0
Burglary - Breaking or Entering	Male	3	4	1	3	37	0	1	0	3	31	0	0	0	0	0	2	0	0	0	0	0	0	0	0
	Female	0	0	0	0	11	0	0	0	2	9	0	0	0	0	0	0	0	0	0	0	0	0	0	0
Larceny - Theft (Except Motor Vehicle Theft)	Male	3	0	0	0	46	1	0	0	6	34	0	1	0	4	0	1	1	0	0	0	1	0	0	0
	Female	0	0	0	0	55	0	0	0	11	39	0	1	0	4	0	0	0	0	0	0	0	0	0	0
Motor Vehicle Theft	Male	0	0	0	0	8	0	0	0	0	6	0	0	0	0	2	0	0	0	0	0	0	0	0	0
	Female	0	0	0	0	0	0	0	0	0	0	0	0	0	0	0	0	0	0	0	0	0	0	0	0
Arson	Male	1	0	0	0	1	0	0	0	0	0	0	0	0	0	0	0	0	0	0	0	0	0	0	0
	Female	0	0	0	0	0	0	0	0	0	0	0	0	0	0	0	0	0	0	0	0	0	0	0	0
Total Index Crimes Violations:	Male	10	4	1	3	200	2	1	0	15	154	0	2	0	24	2	3	4	0	2	1	1	0	0	0
	Female	6	0	0	0	117	0	1	0	15	85	0	1	0	14	1	1	0	0	0	0	0	0	0	0
Other Offenses:		20																							
Other Assaults (Return A - 4e)	Male	1	0	0	0	204	0	0	0	27	166	0	1	0	10	0	4	4	0	0	2	2	0	0	1
	Female	0	0	0	0	134	0	0	0	10	117	0	0	0	7	0	2	1	0	1	0	0	0	0	0
Forgery and Counterfeiting	Male	0	0	0	0	1	0	0	0	0	0	0	1	0	0	0	0	0	0	0	0	0	0	0	0
	Female	0	0	0	0	1	0	1	0	0	0	0	0	0	0	0	0	0	0	0	0	0	0	0	0
Fraud	Male	0	0	0	0	12	0	0	0	0	9	0	0	0	3	0	0	0	0	0	0	0	0	0	0
	Female	0	0	0	0	3	0	0	0	1	2	0	0	0	0	0	0	0	0	0	0	0	0	0	0
Embezzlement	Male	0	0	0	0	2	0	0	0	0	2	0	0	0	0	0	0	0	0	0	0	0	0	0	0
	Female	0	0	0	0	1	0	0	0	0	0	0	0	0	1	0	0	0	0	0	0	0	0	0	0
Stolen Property; Buying, Receiving, Possessing	Male	0	0	0	0	32	0	0	0	2	23	0	0	0	7	0	1	0	0	0	0	0	0	0	0
	Female	1	0	0	0	7	0	0	0	0	5	0	0	0	2	0	0	0	0	0	0	0	0	0	0
Vandalism	Male	0	0	0	0	24	0	0	0	6	17	0	0	0	1	0	1	0	0	0	0	0	0	0	0
	Female	0	0	0	0	5	0	0	0	1	4	0	0	0	0	0	0	0	0	0	0	0	0	0	0
Weapons; Carrying, Possessing, etc.	Male	1	1	1	0	51	0	0	0	8	39	0	0	0	4	0	1	0	0	0	0	0	0	0	0
	Female	0	1	1	0	4	0	0	0	0	4	0	0	0	0	0	0	0	0	0	0	0	0	0	0
Total Other Offense Violations:	Male	2	0	0	0	326	0	0	0	43	256	0	2	0	25	0	7	4	0	0	0	0	2	0	0
	Female	1	0	0	0	155	0	1	0	12	132	0	0	0	10	0	2	1	0	1	0	0	0	0	0
Prostitution and Commercialized Vice:		20																							
Prostitution	Male	0	0	0	0	4	0	0	0	0	4	0	0	0	0	0	0	0	0	0	0	0	0	0	0
	Female	0	0	0	0	146	0	0	0	0	146	0	0	0	0	0	0	0	0	0	0	0	0	0	0
Assisting or Promoting Prostitution	Male	0	0	0	0	1	0	0	0	0	1	0	0	0	0	0	0	0	0	0	0	0	0	0	0
	Female	0	0	0	0	0	0	0	0	0	0	0	0	0	0	0	0	0	0	0	0	0	0	0	0
Purchasing Prostitution	Male	0	0	0	0	0	0	0	0	0	0	0	0	0	0	0	0	0	0	0	0	0	0	0	0
	Female	0	0	0	0	0	0	0	0	0	0	0	0	0	0	0	0	0	0	0	0	0	0	0	0
Total Prostitution & Commercialized Vice Violations:	Male	0	0	0	0	5	0	0	0	0	5	0	0	0	0	0	0	0	0	0	0	0	0	0	0
	Female	0	0	0	0	146	0	0	0	0	146	0	0	0	0	0	0	0	0	0	0	0	0	0	0
Sex Offenses (Except Forcible Rape and Prostitution)		20																							
Sex Offenses (Except Forcible Rape and Prostitution)	Male	0	1	0	1	4	0	0	0	0	2	0	1	0	1	0	0	0	0	0	0	0	0	0	0
	Female	0	0	0	0	0	0	0	0	0	0	0	0	0	0	0	1	0	0	0	0	0	0	0	0
Drug Abuse Violations:		20																							
Sale/Manufacturing:		0																							
Opium or Cocaine and Their Derivatives (Morphine, Heroin, Codeine)	Male	0	0	0	0	3	0	0	0	0	2	0	0	0	1	0	0	0	0	0	0	0	0	0	0
	Female	0	0	0	0	0	0	0	0	0	0	0	0	0	0	0	0	0	0	0	0	0	0	0	0
Marijuana	Male	0	0	0	0	22	0	0	0	0	22	0	0	0	0	0	0	0	0	0	0	0	0	0	0
	Female	0	0	0	0	2	0	0	0	0	2	0	0	0	0	0	0	0	0	0	0	0	0	0	0
Synthetic Narcotics - Manufactured Narcotics Which Can Cause True Drug Addiction (Demerol, Methadone)	Male	0	0	0	0	2	0	0	0	0	2	0	0	0	0	0	1	0	0	0	0	0	0	0	0
	Female	0	0	0	0	2	0	0	0	0	2	0	0	0	0	0	0	0	0	0	0	0	0	0	0
Other - Dangerous Nonnarcotic Drugs (Barbiturates, Benzadrine)	Male	0	0	0	0	8	0	0	0	1	6	0	0	0	1	0	1	0	0	0	0	0	0	0	0
	Female	0	0	0	0	3	0	0	0	0	0	0	3	0	0	0	0	0	0	0	0	0	0	0	0
Total Drug Abuse Violations:	Male	6	3	2	1	186	0	2	0	36	114	0	3	0	31	3	4	4	3	3	1	1	1	0	0
	Female	2	1	2	1	38	0	0	0	6	26	0	3	0	3	3	7	4	3	1	0	1	1	0	0

2018 State of Nevada Arrest Information

Arrests - Ages State Totals 2018		Carson City So	COUNTY: Churchill			Churchill Co	Fallon PD	COUNTY: Clark			Boulder PD	Clark Co School Dist	College of SNV	Henderson PD	LV Metro	LV Fire & Rescue	Mesquite PD	NLV Fire & Rescue	NLV PD	UNLV PD	Douglas Co	COUNTY: Elko		Carlin PD	Elko PD	Elko CO	West Wendover PD	Esmeralda Co	Eureka Co
Gambling:		20																											
Bookmaking (Horse and Sport Book)	Male	0	0	0	0	0	0	0	0	0	0	0	0	0	0	0	0	0	0	0	0	0	0	0	0	0	0	0	0
	Female	0	0	0	0	0	0	0	0	0	0	0	0	0	0	0	0	0	0	0	0	0	0	0	0	0	0	0	0
Numbers and Lottery	Male	0	0	0	0	0	0	0	0	0	0	0	0	0	0	0	0	0	0	0	0	0	0	0	0	0	0	0	0
	Female	0	0	0	0	0	0	0	0	0	0	0	0	0	0	0	0	0	0	0	0	0	0	0	0	0	0	0	0
All Other Gambling	Male	0	0	0	0	4	0	0	0	0	0	0	0	0	4	0	0	0	0	2	0	0	0	0	0	0	0	0	
	Female	0	0	0	0	0	0	0	0	0	0	0	0	0	0	0	0	0	0	0	0	0	0	0	0	0	0	0	
Total Gambling Violations:	Male	0	0	0	0	4	0	0	0	0	0	0	0	0	4	0	0	0	2	0	0	0	0	0	0	0	0		
	Female	0	0	0	0	0	0	0	0	0	0	0	0	0	0	0	0	0	0	0	0	0	0	0	0	0	0		
Miscellaneous:		20																											
Offenses Against the Family and Children	Male	0	0	0	0	13	0	0	0	4	3	0	1	0	5	0	0	0	0	0	0	0	0	0	0	0	0	0	
	Female	0	1	0	1	3	0	0	0	2	1	0	0	0	0	0	0	0	0	0	0	0	0	0	0	0	0	0	
Driving Under the Influence	Male	1	5	3	2	76	2	0	0	10	56	0	0	0	8	0	2	4	0	1	2	1	0	0	0	0	0		
	Female	0	2	2	0	28	0	0	0	3	21	0	2	0	2	0	1	2	0	0	2	0	0	0	0	0	0		
Liquor Laws	Male	5	3	3	0	33	0	0	0	8	22	0	1	0	2	0	27	11	0	5	6	0	0	0	0	2			
	Female	1	1	1	0	22	0	0	0	3	10	0	7	0	1	1	12	5	1	3	1	0	0	0	0	0			
Drunkenness	Male	0	0	0	0	0	0	0	0	0	0	0	0	0	0	0	0	0	0	0	0	0	0	0	0	0	0		
	Female	0	0	0	0	0	0	0	0	0	0	0	0	0	0	0	0	0	0	0	0	0	0	0	0	0	0		
Disorderly Conduct	Male	0	0	0	0	12	0	2	0	1	8	0	0	0	1	0	1	0	0	0	0	0	0	0	0	0	0		
	Female	0	0	0	0	3	0	1	0	0	2	0	0	0	0	0	0	0	0	0	0	0	0	0	0	0	0		
Vagrancy	Male	0	0	0	0	20	0	0	1	0	19	0	0	0	0	0	0	0	0	0	0	0	0	0	0	0	0		
	Female	0	0	0	0	22	0	0	0	0	22	0	0	0	0	0	0	0	0	0	0	0	0	0	0	0	0		
All Other Offenses (Except Traffic)	Male	33	9	2	7	424	0	2	0	83	292	0	0	0	45	2	21	13	2	3	7	1	0	0	0	0			
	Female	14	2	0	2	260	0	0	0	39	212	0	0	0	9	0	11	6	0	2	4	0	0	0	0	0			
Suspicion	Male	0	0	0	0	0	0	0	0	0	0	0	0	0	0	0	0	0	0	0	0	0	0	0	0	0	0		
	Female	0	0	0	0	0	0	0	0	0	0	0	0	0	0	0	0	0	0	0	0	0	0	0	0	0	0		
Total Miscellaneous Violations:	Male	39	17	8	9	578	2	4	1	106	400	0	2	0	61	2	51	28	2	9	15	2	0	0	2	2			
	Female	15	6	3	3	338	0	1	0	47	268	0	9	0	12	1	24	13	1	5	7	0	0	0	0	0			
Human Trafficking:		20																											
Human Trafficking/ Commercial Sex Acts	Male	0	0	0	0	1	0	0	0	0	1	0	0	0	0	0	0	0	0	0	0	0	0	0	0	0	0		
	Female	0	0	0	0	0	0	0	0	0	0	0	0	0	0	0	0	0	0	0	0	0	0	0	0	0	0		
Human Trafficking/ Involuntary Servitude	Male	0	0	0	0	0	0	0	0	0	0	0	0	0	0	0	0	0	0	0	0	0	0	0	0	0	0		
	Female	0	0	0	0	0	0	0	0	0	0	0	0	0	0	0	0	0	0	0	0	0	0	0	0	0	0		
Total Human Trafficking Violations:	Male	0	0	0	0	1	0	0	0	0	1	0	0	0	0	0	0	0	0	0	0	0	0	0	0	0	0		
	Female	0	0	0	0	0	0	0	0	0	0	0	0	0	0	0	0	0	0	0	0	0	0	0	0	0	0		
Total Arrests:	Male	57	26	12	14	1,304	4	7	1	200	932	0	11	0	142	7	70	40	5	11	19	5	1	3	3	3			
20 years of Age	Female	24	7	4	3	794	0	3	0	80	657	0	13	0	39	2	32	17	2	6	8	1	0	0	0	0			
Total:		81	33	16	17	2,098	4	10	1	280	1,589	0	24	0	181	9	102	57	7	17	27	6	1	3	3	3			

2018 State of Nevada Arrest Information

Arrests - Ages State Totals 2018		COUNTY: Humboldt	Humboldt Co	Winnemucca PD	Lander Co	Lincoln Co	COUNTY: Lyon	Lyon Co	Yerington PD	Mineral Co	Nye Co	COUNTY: Pershing	Lowelock PD	Pershing Co	Storey Co	COUNTY: Washoe	Reno PD	Reno-Tahoe Airport Auth	Sparks PD	UNR	Washoe School Dist	Washoe Co	Reno Muni Court	White Pine Co	COUNTY: Statewide	NDI	NHP - Southern	NHP - Northeastern	NHP - Northwestern	Capitol Police	Fire Marshal	DOWL	Secretary	Attorney General	20	
Gambling:		20																											YTD							
Bookmaking (Horse and Sport Book)	Male	0	0	0	0	0	0	0	0	0	0	0	0	0	0	0	0	0	0	0	0	0	0	0	0	0	0	0	0	0	0	0	0	0	0	
	Female	0	0	0	0	0	0	0	0	0	0	0	0	0	0	0	0	0	0	0	0	0	0	0	0	0	0	0	0	0	0	0	0	0	0	0
Numbers and Lottery	Male	0	0	0	0	0	0	0	0	0	0	0	0	0	0	0	0	0	0	0	0	0	0	0	0	0	0	0	0	0	0	0	0	0	0	0
	Female	0	0	0	0	0	0	0	0	0	0	0	0	0	0	0	0	0	0	0	0	0	0	0	0	0	0	0	0	0	0	0	0	0	0	0
All Other Gambling	Male	0	0	0	0	0	0	0	0	0	0	0	0	0	0	0	0	0	0	0	0	0	0	0	0	0	0	0	0	0	0	0	0	0	0	6
	Female	0	0	0	0	0	0	0	0	0	0	0	0	0	0	0	0	0	0	0	0	0	0	0	0	0	0	0	0	0	0	0	0	0	0	0
Total Gambling Violations:		Male	0	0	0	0	0	0	0	0	0	0	0	0	0	0	0	0	0	0	0	0	0	0	0	0	0	0	0	0	0	0	0	0	0	6
	Female	0	0	0	0	0	0	0	0	0	0	0	0	0	0	0	0	0	0	0	0	0	0	0	0	0	0	0	0	0	0	0	0	0	0	0
Miscellaneous:		20																											YTD							
Offenses Against the Family and Children	Male	1	1	0	0	0	0	0	0	1	0	0	0	0	0	3	1	0	2	0	0	0	0	0	0	0	0	0	0	0	0	0	0	0	18	
	Female	0	0	0	0	0	1	1	0	0	1	0	0	0	5	3	0	1	0	0	1	0	0	1	0	1	0	1	0	0	0	0	0	0	12	
Driving Under the Influence	Male	0	0	0	1	0	2	2	0	1	3	1	0	1	2	19	10	0	7	0	0	2	0	0	29	0	19	2	8	0	0	0	0	0	146	
	Female	0	0	0	0	0	0	0	0	0	0	0	0	0	4	3	0	1	0	0	0	0	0	11	0	7	0	4	0	0	0	0	0	0	48	
Liquor Laws	Male	0	0	0	1	0	2	1	1	0	0	0	0	0	58	41	0	10	5	0	2	0	0	1	0	0	1	0	0	1	0	0	0	0	143	
	Female	0	0	0	1	0	0	0	0	0	0	0	0	0	36	25	0	5	3	0	3	0	0	0	0	0	0	0	0	0	0	0	0	0	78	
Drunkennes	Male	0	0	0	0	0	0	0	0	2	0	0	0	0	0	0	0	0	0	0	0	0	0	1	0	0	0	0	0	0	0	0	0	0	3	
	Female	0	0	0	0	0	0	0	0	0	1	0	0	0	0	0	0	0	0	0	0	0	0	0	0	0	0	0	0	0	0	0	0	0	1	
Disorderly Conduct	Male	0	0	0	0	0	0	0	0	0	0	0	0	0	3	0	0	3	0	0	0	0	0	0	0	0	0	0	0	0	0	0	0	0	16	
	Female	0	0	0	0	0	1	1	0	0	0	0	0	0	0	0	0	0	0	0	0	0	0	0	0	0	0	0	0	0	0	0	0	0	4	
Vagrancy	Male	0	0	0	0	0	0	0	0	1	0	0	0	0	0	0	0	0	0	0	0	0	0	0	0	0	0	0	0	0	0	0	0	0	21	
	Female	0	0	0	0	0	0	0	0	0	0	0	0	0	0	0	0	0	0	0	0	0	0	1	0	0	0	0	1	0	0	0	0	23		
All Other Offenses (Except Traffic)	Male	4	4	0	3	0	5	4	1	1	17	1	0	1	5	173	72	0	47	1	5	48	0	0	39	0	25	5	9	0	0	0	0	748		
	Female	1	1	0	0	0	3	3	0	0	1	0	0	1	59	35	0	8	1	0	15	0	0	11	1	6	1	2	0	0	1	0	0	369		
Suspicion	Male	0	0	0	0	0	0	0	0	0	0	0	0	0	0	0	0	0	0	0	0	0	0	0	0	0	0	0	0	0	0	0	0	0	0	
	Female	0	0	0	0	0	0	0	0	0	0	0	0	0	0	0	0	0	0	0	0	0	0	0	0	0	0	0	0	0	0	0	0	0	0	
Total Miscellaneous Violations:		Male	5	5	0	5	0	9	7	2	3	23	2	0	2	7	256	124	0	69	6	5	52	0	1	69	0	44	8	17	0	0	0	0	1,095	
	Female	1	1	0	1	0	5	5	0	0	3	0	0	0	1	104	66	0	15	4	0	19	0	0	24	1	14	1	6	1	0	1	0	535		
Human Trafficking:		20																											YTD							
Human Trafficking/ Commercial Sex Acts	Male	0	0	0	0	0	0	0	0	0	0	0	0	0	0	0	0	0	0	0	0	0	0	0	0	0	0	0	0	0	0	0	0	0	1	
	Female	0	0	0	0	0	0	0	0	0	0	0	0	0	0	0	0	0	0	0	0	0	0	0	0	0	0	0	0	0	0	0	0	0	0	
Human Trafficking/ Involuntary Servitude	Male	0	0	0	0	0	0	0	0	0	0	0	0	0	0	0	0	0	0	0	0	0	0	0	0	0	0	0	0	0	0	0	0	0	0	
	Female	0	0	0	0	0	0	0	0	0	0	0	0	0	0	0	0	0	0	0	0	0	0	0	0	0	0	0	0	0	0	0	0	0	0	
Total Human Trafficking Violations:		Male	0	0	0	0	0	0	0	0	0	0	0	0	0	0	0	0	0	0	0	0	0	0	0	0	0	0	0	0	0	0	0	0	0	1
	Female	0	0	0	0	0	0	0	0	0	0	0	0	0	0	0	0	0	0	0	0	0	0	0	0	0	0	0	0	0	0	0	0	0	0	
Total Arrests:	Male	7	6	1	7	2	20	16	4	3	38	2	0	2	8	360	176	0	92	12	5	75	0	1	87	2	54	10	21	0	0	0	0	2,036		
20 years of Age	Female	3	2	1	2	0	9	9	0	0	3	0	0	0	1	148	93	0	26	4	0	25	0	0	26	2	15	1	6	1	0	1	0	1,066		
Total:		10	8	2	9	2	29	25	4	3	41	2	0	2	9	508	269	0	118	16	5	100	0	1	113	4	69	11	27	1	0	1	0	3,102		

2018 State of Nevada Arrest Information

Arrests - Ages State Totals 2018		Carson City So	COUNTY: Churchill	Churchill Co	Fallon PD	COUNTY: Clark	Boulder PD	Clark Co School Dist	College of SNV	Henderson PD	LV Metro	LV Fire & Rescue	Mesquite PD	NLV Fire & Rescue	NLV PD	UNLV PD	Douglas Co	COUNTY: Elko	Carlin PD	Elko PD	Elko CO	West Wendover PD	Emeraldia Co	Eureka Co	
Index Crime:		21																							
Murder and Nonnegligent Manslaughter	Male	0	0	0	0	0	0	0	0	0	0	3	0	0	0	0	0	0	0	0	0	0	0	0	0
	Female	0	0	0	0	0	0	0	0	0	0	2	0	0	0	0	0	0	0	0	0	0	0	0	0
Manslaughter by Negligence	Male	0	0	0	0	0	0	0	0	0	0	0	0	0	0	0	0	0	0	0	0	0	0	0	0
	Female	0	0	0	0	0	0	0	0	0	0	0	0	0	0	0	0	0	0	0	0	0	0	0	0
Rape	Male	0	0	0	0	11	0	0	0	1	8	0	0	0	2	0	0	0	0	0	0	0	0	0	0
	Female	0	0	0	0	0	0	0	0	0	0	0	0	0	0	0	0	0	0	0	0	0	0	0	0
Robbery	Male	0	0	0	0	31	0	0	0	4	26	0	0	0	1	0	0	2	0	2	0	0	0	0	0
	Female	0	0	0	0	12	0	0	0	1	9	0	0	0	2	0	0	0	0	0	0	0	0	0	0
Aggravated Assault (Return A - 4a-d)	Male	4	2	1	1	55	0	1	0	6	28	0	0	0	20	0	0	0	0	0	0	0	0	0	0
	Female	2	1	1	0	23	0	0	0	1	11	0	0	0	9	0	0	0	0	0	0	0	0	0	0
Burglary - Breaking or Entering	Male	2	0	0	0	34	0	0	0	6	22	0	0	0	6	0	0	1	0	0	0	1	0	0	0
	Female	0	0	0	0	15	0	1	0	2	12	0	0	0	0	0	0	0	0	0	0	0	0	0	0
Larceny - Theft (Except Motor Vehicle Theft)	Male	2	1	1	0	70	0	0	0	13	47	0	0	0	10	0	2	1	0	0	1	0	0	0	0
	Female	0	0	0	0	51	0	0	0	12	37	0	0	0	2	0	5	0	0	0	0	0	0	0	0
Motor Vehicle Theft	Male	0	0	0	0	7	0	0	0	0	6	0	0	0	1	0	0	1	0	0	1	0	0	0	0
	Female	0	0	0	0	0	0	0	0	0	0	0	0	0	0	0	0	0	0	0	0	0	0	0	0
Arson	Male	0	1	1	0	0	0	0	0	0	0	0	0	0	0	0	0	0	0	0	0	0	0	0	0
	Female	0	0	0	0	0	0	0	0	0	0	0	0	0	0	0	0	0	0	0	0	0	0	0	0
Total Index Crimes Violations:	Male	8	4	3	1	211	0	1	0	30	140	0	0	0	40	0	2	5	0	2	2	1	0	0	
	Female	2	1	1	0	101	0	1	0	16	71	0	0	0	13	0	5	0	0	0	0	0	0	0	
Other Offenses:		21																							
Other Assaults (Return A - 4e)	Male	2	0	0	0	255	2	0	0	36	203	0	2	0	12	0	6	4	0	0	3	1	0	1	
	Female	0	0	0	0	206	1	0	0	21	179	0	0	0	4	1	2	0	0	0	0	0	0	0	0
Forgery and Counterfeiting	Male	0	0	0	0	2	0	0	0	0	1	0	0	0	1	0	0	1	0	0	0	1	0	0	0
	Female	0	0	0	0	2	0	0	0	0	2	0	0	0	0	0	0	0	0	0	0	0	0	0	0
Fraud	Male	0	0	0	0	9	0	0	0	3	6	0	0	0	0	0	0	0	0	0	0	0	0	0	0
	Female	0	0	0	0	9	0	0	0	1	7	0	0	0	1	0	1	0	0	0	0	0	0	0	0
Embezzlement	Male	0	0	0	0	2	0	0	0	0	2	0	0	0	0	0	0	0	0	0	0	0	0	0	0
	Female	0	0	0	0	2	0	0	0	0	1	0	0	0	1	0	0	0	0	0	0	0	0	0	0
Stolen Property; Buying, Receiving, Possessing	Male	2	0	0	0	36	0	0	0	3	24	0	1	0	7	1	0	1	0	0	1	0	0	0	0
	Female	0	0	0	0	4	0	0	0	0	4	0	0	0	0	0	0	0	0	0	0	0	0	0	0
Vandalism	Male	0	0	0	0	22	0	0	0	1	19	0	0	0	2	0	0	0	0	0	0	0	0	0	0
	Female	0	0	0	0	8	0	0	0	1	6	0	0	0	1	0	0	0	0	0	0	0	0	0	0
Weapons; Carrying, Possessing, etc.	Male	1	0	0	0	47	0	0	0	1	42	0	0	0	4	0	1	2	0	1	1	0	0	0	
	Female	0	0	0	0	4	0	0	0	0	4	0	0	0	0	0	0	0	0	0	0	0	0	0	0
Total Other Offense Violations:	Male	5	0	0	0	373	2	0	0	44	297	0	3	0	26	1	7	8	0	1	5	2	0	1	
	Female	0	0	0	0	235	1	0	0	23	203	0	0	0	7	1	3	0	0	0	0	0	0	0	
Prostitution and Commercialized Vice:		21																							
Prostitution	Male	0	0	0	0	3	0	0	0	0	3	0	0	0	0	0	0	0	0	0	0	0	0	0	0
	Female	0	0	0	0	216	0	0	0	0	216	0	0	0	0	0	0	0	0	0	0	0	0	0	0
Assisting or Promoting Prostitution	Male	0	0	0	0	0	0	0	0	0	0	0	0	0	0	0	0	0	0	0	0	0	0	0	0
	Female	0	0	0	0	0	0	0	0	0	0	0	0	0	0	0	0	0	0	0	0	0	0	0	0
Purchasing Prostitution	Male	0	0	0	0	0	0	0	0	0	0	0	0	0	0	0	0	0	0	0	0	0	0	0	0
	Female	0	0	0	0	0	0	0	0	0	0	0	0	0	0	0	0	0	0	0	0	0	0	0	0
Total Prostitution & Commercialized Vice Violations:	Male	0	0	0	0	3	0	0	0	0	3	0	0	0	0	0	0	0	0	0	0	0	0	0	0
	Female	0	0	0	0	216	0	0	0	0	216	0	0	0	0	0	0	0	0	0	0	0	0	0	0
Sex Offenses (Except Forcible Rape and Prostitution)		21																							
Sex Offenses (Except Forcible Rape and Prostitution)	Male	0	0	0	0	12	1	0	0	1	10	0	0	0	0	0	0	0	0	0	0	0	0	0	0
	Female	0	0	0	0	4	0	0	0	0	4	0	0	0	0	0	0	0	0	0	0	0	0	0	0
Drug Abuse Violations:		21																							
Sale/Manufacturing:		1 0 0 0 43 0 1 0 3 36 0 1 0 2 0 1 0 0 0 0 0 0 0 0 0																							
Opium or Cocaine and Their Derivatives (Morphine, Heroin, Codeine)	Male	0	0	0	0	6	0	0	0	0	6	0	0	0	0	0	0	0	0	0	0	0	0	0	0
	Female	0	0	0	0	2	0	0	0	0	2	0	0	0	0	0	1	0	0	0	0	0	0	0	0
Marijuana	Male	0	0	0	0	15	0	0	0	0	14	0	0	0	1	0	0	0	0	0	0	0	0	0	0
	Female	0	0	0	0	1	0	0	0	0	1	0	0	0	0	0	0	0	0	0	0	0	0	0	0
Synthetic Narcotics - Manufactured Narcotics Which Can Cause True Drug Addiction Demerol, Methadone)	Male	1	0	0	0	5	0	0	0	0	4	0	0	0	1	0	0	0	0	0	0	0	0	0	
	Female	0	0	0	0	1	0	0	0	0	1	0	0	0	0	0	0	0	0	0	0	0	0	0	0
Other - Dangerous Nonnarcotic Drugs (Barbiturates, Benzadrine)	Male	0	0	0	0	9	0	1	0	2	5	0	1	0	0	0	0	0	0	0	0	0	0	0	0
	Female	0	0	0	0	4	0	0	0	1	3	0	0	0	0	0	0	0	0	0	0	0	0	0	0
Total Sale/Manufacturing:	Male	3	1	1	0	146	0	0	0	19	94	0	4	0	29	0	5	2	0	1	1	0	0	0	
	Female	0	0	0	0	15	0	0	0	2	10	0	0	0	3	0	1	0	0	0	0	0	0	0	
Marijuana	Male	0	0	0	0	6	0	0	0	0	4	0	1	0	1	0	0	1	0	1	0	0	0	0	0
	Female	1	0	0	0	16	0	0	0	1	12	0	1	0	2	0	0	0	0	0	0	0	0	0	
Synthetic Narcotics - Manufactured Narcotics Which Can Cause True Drug Addiction (Demerol, Methadone)	Male	0	0	0	0	23	0	0	0	1	20	0	0	0	2	0	0	0	0	0	0	0	0	0	
	Female	0	1	1	0	7	0	0	0	1	6	0	0	0	0	0	1	0	0	1	0	0	0	0	
Other - Dangerous Nonnarcotic Drugs (Barbiturates, Benzadrine)	Male	0	0	0	0	57	0	0	0	5	31	0	2	0	19	0	2	0	0	0	0	0	0	0	
	Female	0	0	0	0	19	0	0	0	9	9	0	0	0	1	0	2	0	0	0	0	0	0	0	
Total Drug Abuse Violations:	Male	4	0	1	0	146	0	1	0	11	102	0	4	0	28	0	3	0	0	0	0	0	0	0	
	Female	0	1	1	0	43	0	0	0	11	28	0	1	0	3	0	3	2	0	1	1	0	0	0	

2018 State of Nevada Arrest Information

Arrests - Ages State Totals 2018		Carson City So	COUNTY: Churchill	Churchill Co	Fallon PD	COUNTY: Clark	Boulder PD	Clark Co School Dist	College of SNV	Henderson PD	LV Metro	LV Fire & Rescue	Mesquite PD	NLV Fire & Rescue	NLV PD	UNLV PD	Douglas Co	COUNTY: Elko	Carlin PD	Elko PD	Elko CO	West Wendover PD	Esmeralda Co	Eureka Co	
Gambling:		21																							
Bookmaking (Horse and Sport Book)	Male	0	0	0	0	0	0	0	0	0	0	0	0	0	0	0	0	0	0	0	0	0	0	0	0
	Female	0	0	0	0	0	0	0	0	0	0	0	0	0	0	0	0	0	0	0	0	0	0	0	0
Numbers and Lottery	Male	0	0	0	0	0	0	0	0	0	0	0	0	0	0	0	0	0	0	0	0	0	0	0	0
	Female	0	0	0	0	0	0	0	0	0	0	0	0	0	0	0	0	0	0	0	0	0	0	0	0
All Other Gambling	Male	0	0	0	0	0	0	0	0	0	0	0	0	0	0	0	0	0	0	0	0	0	0	0	0
	Female	0	0	0	0	0	0	0	0	0	0	0	0	0	0	0	0	0	0	0	0	0	0	0	0
Total Gambling Violations:	Male	0	0	0	0	0	0	0	0	0	0	0	0	0	0	0	0	0	0	0	0	0	0	0	0
	Female	0	0	0	0	0	0	0	0	0	0	0	0	0	0	0	0	0	0	0	0	0	0	0	0
Miscellaneous:		21																							
Offenses Against the Family and Children	Male	1	1	0	1	8	0	0	0	4	1	0	1	0	2	0	0	0	0	0	0	0	0	0	0
	Female	1	0	0	0	5	0	0	0	1	3	0	1	0	0	0	0	0	0	0	0	0	0	0	0
Driving Under the Influence	Male	3	6	3	3	107	1	0	0	11	81	0	4	0	10	0	5	6	0	3	1	2	0	0	0
	Female	1	2	0	2	49	0	0	0	5	43	0	0	0	1	0	0	2	0	1	1	0	0	0	0
Liquor Laws	Male	0	0	0	0	13	0	0	0	0	12	0	0	0	1	0	8	1	1	0	0	0	0	0	0
	Female	0	0	0	0	1	0	0	0	0	1	0	0	0	0	0	0	0	0	0	0	0	0	0	0
Drunkenness	Male	0	0	0	0	0	0	0	0	0	0	0	0	0	0	0	0	0	0	0	0	0	0	0	0
	Female	0	0	0	0	0	0	0	0	0	0	0	0	0	0	0	0	0	0	0	0	0	0	0	0
Disorderly Conduct	Male	0	0	0	0	33	0	1	0	0	28	0	0	0	4	0	7	0	0	0	0	0	0	0	0
	Female	0	0	0	0	8	0	0	0	0	7	0	0	0	1	0	0	1	0	0	1	0	0	0	0
Vagrancy	Male	0	0	0	0	21	0	0	0	0	20	0	0	0	1	0	0	0	0	0	0	0	0	0	0
	Female	0	0	0	0	9	0	0	0	0	9	0	0	0	0	0	0	0	0	0	0	0	0	0	0
All Other Offenses (Except Traffic)	Male	45	12	9	3	501	0	0	0	99	361	0	0	0	39	2	16	16	1	5	8	2	1	0	
	Female	9	1	0	1	391	0	2	0	53	320	0	0	0	16	0	2	6	1	1	4	0	0	0	
Suspicion	Male	0	0	0	0	0	0	0	0	0	0	0	0	0	0	0	0	0	0	0	0	0	0	0	0
	Female	0	0	0	0	0	0	0	0	0	0	0	0	0	0	0	0	0	0	0	0	0	0	0	0
Total Miscellaneous Violations:	Male	49	19	12	7	683	1	1	0	114	503	0	5	0	57	2	36	23	2	8	9	4	1	0	
	Female	11	3	0	3	463	0	2	0	59	383	0	1	0	18	0	2	9	1	2	6	0	0	0	
Human Trafficking:		21																							
Human Trafficking/ Commercial Sex Acts	Male	0	0	0	0	0	0	0	0	0	0	0	0	0	0	0	0	0	0	0	0	0	0	0	0
	Female	0	0	0	0	0	0	0	0	0	0	0	0	0	0	0	0	0	0	0	0	0	0	0	0
Human Trafficking/ Involuntary Servitude	Male	0	0	0	0	0	0	0	0	0	0	0	0	0	0	0	0	0	0	0	0	0	0	0	0
	Female	0	0	0	0	0	0	0	0	0	0	0	0	0	0	0	0	0	0	0	0	0	0	0	0
Total Human Trafficking Violations:	Male	0	0	0	0	0	0	0	0	0	0	0	0	0	0	0	0	0	0	0	0	0	0	0	0
	Female	0	0	0	0	0	0	0	0	0	0	0	0	0	0	0	0	0	0	0	0	0	0	0	0
Total Arrests:	Male	66	23	15	8	1,428	4	3	0	200	1,055	0	12	0	151	3	48	36	2	11	16	7	1	1	
21 Years of Age	Female	13	5	2	3	1,062	1	3	0	109	905	0	2	0	41	1	13	11	1	3	7	0	0	0	
Total:		79	28	17	11	2,490	5	6	0	309	1,960	0	14	0	192	4	61	47	3	14	23	7	1	1	

2018 State of Nevada Arrest Information

Arrests - Ages State Totals 2018	COUNTY: Humboldt																				21															
	Humboldt Co	Winnemucca PD	Lander Co	Lincoln Co	COUNTY: Lyon	Lyon Co	Yerington PD	Mineral Co	Nye Co	COUNTY: Pershing	Lovelock PD	Pershing Co	Storey Co	COUNTY: Washoe	Reno PD	Reno/Tahoe Airport Auth	Sparks PD	UNR	Washoe School Dist	Washoe Co		Reno/Mun/Court	White Pine Co	COUNTY: Statewide	NDI	NIP - Southern	NIP - Northeastern	NIP - Northwestern	Capitol Police	Fire Marshal	DOWL	Secretary	Attorney General	21		
Index Crime:	21																																			
Murder and Nonnegligent Manslaughter	0	0	0	0	0	0	0	0	0	0	0	0	0	0	1	1	0	0	0	0	0	0	0	0	0	0	0	0	0	0	0	0	0	4		
Manslaughter by Negligence	0	0	0	0	0	0	0	0	0	0	0	0	0	0	0	0	0	0	0	0	0	0	0	0	0	0	0	0	0	0	0	0	0	0		
Rape	0	0	0	0	0	0	0	0	0	0	0	0	0	0	1	1	0	0	0	0	0	0	0	0	0	0	0	0	0	0	0	0	0	12		
Robbery	0	0	0	0	0	0	0	0	0	0	0	0	0	0	10	6	0	3	0	0	1	0	0	0	0	0	0	0	0	0	0	0	0	1		
Aggravated Assault (Return A - 4a-d)	0	0	0	0	2	2	0	0	2	0	0	0	0	31	11	0	11	0	0	9	0	0	0	0	0	0	0	0	0	0	0	0	0	96		
Burglary - Breaking or Entering	0	0	0	0	0	0	0	0	0	0	0	0	0	12	5	0	7	0	0	0	0	0	0	0	0	0	0	0	0	0	0	0	0	36		
Larceny - Theft (Except Motor Vehicle Theft)	1	0	1	0	0	1	1	0	0	0	0	0	0	10	7	0	2	0	0	1	0	0	0	0	0	0	0	0	0	0	0	0	0	88		
Motor Vehicle Theft	0	0	0	0	0	0	0	0	0	0	0	0	0	10	8	1	1	0	0	0	0	0	0	0	0	0	0	0	0	0	0	0	0	66		
Arson	0	0	0	0	0	0	0	0	0	0	0	0	0	3	1	0	1	0	0	1	0	0	0	0	0	0	0	0	0	0	0	0	0	3		
Total Index Crimes Violations:	1	0	1	1	1	5	5	0	1	2	0	0	0	76	41	1	19	0	0	16	0	0	1	1	1	0	0	0	0	0	0	0	0	318		
	0	1	0	1	0	0	0	0	0	0	0	0	0	26	14	0	10	0	0	1	0	0	0	0	0	0	0	0	0	0	0	0	0	136		
Other Offenses:	21																				YTD															
Other Assaults (Return A - 4e)	4	1	3	1	1	6	6	0	0	1	0	0	0	15	9	0	4	0	0	2	0	0	1	0	1	0	0	0	0	0	0	0	297			
Forgery and Counterfeiting	1	0	1	0	0	2	0	2	0	1	0	0	0	7	4	0	3	0	0	0	0	0	0	0	0	0	0	0	0	0	0	0	0	219		
Fraud	0	0	0	0	0	0	0	0	0	0	0	0	0	1	0	0	1	0	0	0	0	0	1	1	0	0	0	0	0	0	0	0	0	5		
Embezzlement	0	0	0	0	0	0	0	0	0	0	0	0	0	4	3	0	0	0	0	1	0	0	1	0	0	0	0	0	0	0	0	0	0	2		
Stolen Property; Buying, Receiving, Possessing	0	0	0	0	0	0	0	0	0	0	0	0	0	2	1	0	1	0	0	0	0	0	0	0	0	0	0	0	0	0	0	0	0	4		
Vandalism	0	0	0	0	0	1	1	0	0	0	0	0	0	3	2	0	0	0	0	1	0	0	1	0	0	0	0	0	0	0	0	0	0	1	44	
Weapons; Carrying, Possessing, etc.	0	0	0	0	0	0	0	0	0	0	0	0	0	2	1	0	0	0	0	0	0	0	0	0	0	0	0	0	0	0	0	0	0	4		
	1	0	1	0	0	0	0	0	0	0	0	0	0	1	1	0	0	0	0	1	0	0	2	0	2	0	2	0	0	0	0	0	0	55		
Total Other Offense Violations:	5	1	4	1	1	8	8	0	1	0	0	0	0	33	21	0	6	0	6	0	6	1	3	0	0	0	0	0	0	0	0	0	2	449		
	1	0	1	0	0	2	0	2	1	1	0	0	0	14	10	0	3	0	0	1	0	0	0	0	0	0	0	0	0	0	0	0	0	0	257	
Prostitution and Commercialized Vice:	21																				YTD															
Prostitution	0	0	0	0	0	0	0	0	0	0	0	0	0	0	0	0	0	0	0	0	0	0	0	0	0	0	0	0	0	0	0	0	0	3		
Assisting or Promoting Prostitution	0	0	0	0	0	0	0	0	0	0	0	0	0	3	3	0	0	0	0	0	0	0	0	0	0	0	0	0	0	0	0	0	0	0	219	
Purchasing Prostitution	0	0	0	0	0	0	0	0	0	0	0	0	0	0	0	0	0	0	0	0	0	0	0	0	0	0	0	0	0	0	0	0	0	0	0	
Total Prostitution & Commercialized Vice Violations:	0	0	0	0	0	0	0	0	0	0	0	0	0	0	0	0	0	0	0	0	0	0	0	0	0	0	0	0	0	0	0	0	0	0	3	
	0	0	0	0	0	0	0	0	0	0	0	0	0	3	3	0	0	0	0	0	0	0	0	0	0	0	0	0	0	0	0	0	0	0	219	
Sex Offenses (Except Forcible Rape and Prostitution)	21																				YTD															
Sex Offenses (Except Forcible Rape and Prostitution)	0	0	0	0	0	0	0	0	0	0	0	0	0	0	0	0	0	0	0	0	0	0	0	0	0	0	0	0	0	0	0	0	0	12		
	0	0	0	0	0	1	1	0	0	0	0	0	0	0	0	0	0	0	0	0	0	0	0	0	0	0	0	0	0	0	0	0	0	0	5	
Drug Abuse Violations:	21																				YTD															
Sale/Manufacturing:	0	0	0	0	0	0	0	0	0	0	0	0	0	2	0	0	1	0	1	0	0	0	3	2	0	0	1	0	0	0	0	0	0	50		
Opium or Cocaine and Their Derivatives (Morphine, Heroin, Codeine)	0	0	0	0	0	0	0	0	0	0	0	0	0	1	0	0	1	0	0	0	0	0	0	0	0	0	0	0	0	0	0	0	0	0	7	
Marijuana	0	0	0	0	0	0	0	0	0	0	0	0	0	0	0	0	0	0	0	0	0	0	0	0	0	0	0	0	0	0	0	0	0	0	3	
Synthetic Narcotics - Manufactured Narcotics Which Can Cause True Drug Addiction (Demerol, Methadone)	0	0	0	0	0	0	0	0	0	0	0	0	0	0	0	0	0	0	0	0	0	0	0	0	0	0	0	0	0	0	0	0	0	0	15	
Other - Dangerous Nonnarcotic Drugs (Barbiturates, Benzadrine)	0	0	0	0	0	0	0	0	0	0	0	0	0	0	0	0	0	0	0	0	0	0	0	0	0	0	0	0	0	0	0	0	0	0	1	
Possession:	0	0	0	0	0	2	2	0	0	1	0	1	0	2	1	0	0	1	0	0	0	1	1	0	0	0	0	0	0	0	0	0	0	0	0	163
Opium or Cocaine and Their Derivatives (Morphine, Heroin, Codeine)	0	0	0	0	0	0	0	0	0	0	0	0	0	0	0	0	0	0	0	0	0	0	0	0	0	0	0	0	0	0	0	0	0	0	18	
Marijuana	0	0	0	0	0	1	1	0	0	0	0	0	0	1	1	0	0	0	0	0	0	0	0	0	0	0	0	0	0	0	0	0	0	0	7	
Synthetic Narcotics - Manufactured Narcotics Which Can Cause True Drug Addiction (Demerol, Methadone)	0	0	0	0	0	0	0	0	0	0	0	0	0	0	0	0	0	0	0	0	0	0	0	0	0	0	0	0	0	0	0	0	0	0	19	
Other - Dangerous Nonnarcotic Drugs (Barbiturates, Benzadrine)	0	0	0	0	0	0	0	0	0	0	0	0	0	0	0	0	0	0	0	0	0	0	0	0	0	0	0	0	0	0	0	0	0	0	3	
Total Drug Abuse Violations:	0	0	0	0	0	2	2	0	0	1	0	1	0	4	1	0	1	1	1	0	0	3	2	0	0	1	0	0	0	0	0	0	0	0	163	
	0	0	0	0	0	0	0	0	0	0	0	0	0	0	0	0	0	0	0	0	0	1	1	0	0	0	0	0	0	0	0	0	0	0	50	

2018 State of Nevada Arrest Information

Arrests - Ages State Totals 2018		COUNTY: Humboldt	Humboldt Co	Winnemucca PD	Lander Co	Lincoln Co	COUNTY: Lyon	Lyon Co	Yerington PD	Mineral Co	Nye Co	COUNTY: Pershing	Lovelock PD	Pershing Co	Storey Co	COUNTY: Washoe	Reno PD	Reno-Tahoe Airport Auth	Sparks PD	UNR	Washoe School Dist	Washoe Co	Reno Muni Court	White Pine Co	COUNTY: Statewide	NDI	NHP - Southern	NHP - Northeastern	NHP - Northwestern	Capitol Police	Fire Marshal	DOWL	Secretary	Attorney General	21		
Gambling:		21																											YTD								
Bookmaking (Horse and Sport Book)	Male	0	0	0	0	0	0	0	0	0	0	0	0	0	0	0	0	0	0	0	0	0	0	0	0	0	0	0	0	0	0	0	0	0	0		
	Female	0	0	0	0	0	0	0	0	0	0	0	0	0	0	0	0	0	0	0	0	0	0	0	0	0	0	0	0	0	0	0	0	0	0	0	
Numbers and Lottery	Male	0	0	0	0	0	0	0	0	0	0	0	0	0	0	0	0	0	0	0	0	0	0	0	0	0	0	0	0	0	0	0	0	0	0	0	
	Female	0	0	0	0	0	0	0	0	0	0	0	0	0	0	0	0	0	0	0	0	0	0	0	0	0	0	0	0	0	0	0	0	0	0	0	0
All Other Gambling	Male	0	0	0	0	0	0	0	0	0	0	0	0	0	0	0	0	0	0	0	0	0	0	0	0	0	0	0	0	0	0	0	0	0	0	0	
	Female	0	0	0	0	0	0	0	0	0	0	0	0	0	0	0	0	0	0	0	0	0	0	0	0	0	0	0	0	0	0	0	0	0	0	0	0
Total Gambling Violations:		Male	0	0	0	0	0	0	0	0	0	0	0	0	0	0	0	0	0	0	0	0	0	0	0	0	0	0	0	0	0	0	0	0	0	0	0
	Female	0	0	0	0	0	0	0	0	0	0	0	0	0	0	0	0	0	0	0	0	0	0	0	0	0	0	0	0	0	0	0	0	0	0	0	0
Miscellaneous:		21																											YTD								
Offenses Against the Family and Children	Male	0	0	0	0	1	1	1	0	0	0	0	0	0	0	10	6	0	1	0	0	3	0	0	2	0	1	0	1	0	0	0	0	0	0	24	
	Female	0	0	0	0	0	0	0	0	0	0	0	0	0	0	3	2	0	0	0	0	1	0	0	0	0	0	0	0	0	0	0	0	0	0	9	
Driving Under the Influence	Male	1	1	0	0	1	1	1	0	0	2	1	0	1	0	44	28	0	12	2	0	2	0	0	55	0	31	7	17	0	0	0	0	0	0	231	
	Female	1	1	0	1	0	0	0	0	2	0	0	0	0	26	19	0	6	1	0	0	0	0	16	0	14	0	2	0	0	0	0	0	0	100		
Liquor Laws	Male	0	0	0	0	0	0	0	0	0	0	0	0	0	9	9	0	0	0	0	0	0	0	0	0	0	0	0	0	0	0	0	0	0	0	31	
	Female	0	0	0	1	0	0	0	0	0	0	0	0	0	1	1	0	0	0	0	0	0	0	1	0	1	0	0	0	0	0	0	0	0	0	4	
Drunkenness	Male	0	0	0	0	0	0	0	0	1	0	0	0	0	0	0	0	0	0	0	0	0	0	0	0	0	0	0	0	0	0	0	0	0	0	1	
	Female	0	0	0	0	0	0	0	0	0	0	0	0	0	0	0	0	0	0	0	0	0	0	0	0	0	0	0	0	0	0	0	0	0	0	0	
Disorderly Conduct	Male	1	0	1	0	0	0	0	1	0	0	0	0	0	0	0	0	0	0	0	0	0	0	1	0	0	0	0	0	0	0	0	0	0	0	43	
	Female	0	0	0	0	1	0	0	0	0	0	0	0	0	1	0	0	0	0	0	1	0	0	0	0	0	0	0	0	0	0	0	0	0	0	11	
Vagrancy	Male	0	0	0	0	0	0	0	0	1	0	0	0	0	1	1	0	0	0	0	0	0	0	0	0	0	0	0	0	0	0	0	0	0	0	23	
	Female	0	0	0	0	0	0	0	0	0	0	0	0	0	0	0	0	0	0	0	0	0	0	0	0	0	0	0	0	0	0	0	0	0	0	9	
All Other Offenses (Except Traffic)	Male	4	2	2	4	1	6	5	1	2	11	4	1	3	4	213	120	0	40	1	0	52	0	1	44	1	32	4	7	0	0	0	0	0	885		
	Female	1	1	0	0	1	2	2	0	0	5	0	0	0	1	51	25	0	6	0	0	20	0	1	18	2	13	2	1	0	0	0	0	0	489		
Suspicion	Male	0	0	0	0	0	0	0	0	0	0	0	0	0	0	0	0	0	0	0	0	0	0	0	0	0	0	0	0	0	0	0	0	0	0	0	
	Female	0	0	0	0	0	0	0	0	0	0	0	0	0	0	0	0	0	0	0	0	0	0	0	0	0	0	0	0	0	0	0	0	0	0	0	
Total Miscellaneous Violations:		Male	6	3	3	4	2	8	7	1	3	15	5	1	4	4	277	164	0	53	3	0	57	0	2	101	1	64	11	25	0	0	0	0	1,238		
	Female	2	2	0	2	2	2	0	0	7	0	0	0	1	82	47	0	12	1	0	22	0	1	35	2	28	2	3	0	0	0	0	0	0	622		
Human Trafficking:		21																											YTD								
Human Trafficking/ Commercial Sex Acts	Male	0	0	0	0	0	0	0	0	0	0	0	0	0	0	0	0	0	0	0	0	0	0	0	0	0	0	0	0	0	0	0	0	0	0		
	Female	0	0	0	0	0	0	0	0	0	0	0	0	0	0	0	0	0	0	0	0	0	0	0	0	0	0	0	0	0	0	0	0	0	0	0	
Human Trafficking/ Involuntary Servitude	Male	0	0	0	0	0	0	0	0	0	0	0	0	0	0	0	0	0	0	0	0	0	0	0	0	0	0	0	0	0	0	0	0	0	0	0	
	Female	0	0	0	0	0	0	0	0	0	0	0	0	0	0	0	0	0	0	0	0	0	0	0	0	0	0	0	0	0	0	0	0	0	0	0	
Total Human Trafficking Violations:		Male	0	0	0	0	0	0	0	0	0	0	0	0	0	0	0	0	0	0	0	0	0	0	0	0	0	0	0	0	0	0	0	0	0	0	
	Female	0	0	0	0	0	0	0	0	0	0	0	0	0	0	0	0	0	0	0	0	0	0	0	0	0	0	0	0	0	0	0	0	0	0	0	
Total Arrests:	Male	12	4	8	6	4	23	22	1	4	18	6	1	5	4	390	227	0	79	4	1	79	0	2	111	5	67	11	26	0	0	0	0	2	2,183		
21 Years of Age	Female	4	2	2	2	2	5	3	2	1	8	0	0	0	1	125	74	1	25	1	0	24	0	1	36	3	28	2	3	0	0	0	0	0	1,289		
Total:		16	6	10	8	6	28	25	3	5	26	6	1	5	5	515	301	1	104	5	1	103	0	3	147	8	95	13	29	0	0	0	0	2	3,472		

2018 State of Nevada Arrest Information

Arrests - Ages State Totals 2018		Carson City So	COUNTY: Churchill	Churchill Co	Fallon PD	COUNTY: Clark	Boulder PD	Clark Co School Dist	College of SNV	Henderson PD	LV Metro	LV Fire & Rescue	Mesquite PD	NLV Fire & Rescue	NLV PD	UNLV PD	Douglas Co	COUNTY: Elko	Carlin PD	Elko PD	Elko CO	West Wendover PD	Esmeralda Co	Eureka Co	
Index Crime:		22																							
Murder and Nonnegligent Manslaughter	Male	0	0	0	0	7	0	0	0	2	4	0	0	0	1	0	0	0	0	0	0	0	0	0	0
	Female	0	0	0	0	0	0	0	0	0	0	0	0	0	0	0	0	0	0	0	0	0	0	0	0
Manslaughter by Negligence	Male	0	0	0	0	0	0	0	0	0	0	0	0	0	0	0	0	0	0	0	0	0	0	0	0
	Female	0	0	0	0	0	0	0	0	0	0	0	0	0	0	0	0	0	0	0	0	0	0	0	0
Rape	Male	0	0	0	0	7	0	0	0	0	0	0	0	0	0	0	0	0	0	0	0	0	0	0	0
	Female	0	0	0	0	0	0	0	0	0	0	0	0	0	0	0	0	0	0	0	0	0	0	0	0
Robbery	Male	0	0	0	0	30	0	0	0	2	22	0	0	0	6	0	0	0	0	0	0	0	0	0	0
	Female	0	0	0	0	9	0	0	0	0	9	0	0	0	0	0	0	0	0	0	0	0	0	0	0
Aggravated Assault (Return A - 4a-d)	Male	2	2	2	0	63	0	0	0	0	47	0	0	0	16	0	1	1	0	0	0	1	0	0	
	Female	3	0	0	0	21	0	0	0	1	11	0	0	0	9	0	0	0	0	0	0	0	0	0	
Burglary - Breaking or Entering	Male	0	2	2	0	58	1	0	0	2	46	0	0	0	9	0	0	0	0	0	0	0	0	0	
	Female	0	0	0	0	16	0	0	0	0	15	0	0	0	1	0	0	0	0	0	0	0	0	0	
Larceny - Theft (Except Motor Vehicle Theft)	Male	1	0	0	0	65	0	0	0	11	45	0	0	0	9	0	1	2	0	2	0	0	0	0	
	Female	3	0	0	0	50	0	0	0	3	39	0	0	0	8	0	1	1	0	1	0	0	0	0	
Motor Vehicle Theft	Male	0	0	0	0	7	0	0	0	0	4	0	0	0	1	0	0	0	0	0	0	0	0	0	
	Female	0	0	0	0	2	0	0	0	0	2	0	0	0	0	0	0	0	0	0	0	0	0	0	
Arson	Male	0	0	0	0	1	0	0	0	0	1	0	0	0	0	0	0	0	0	0	0	0	0	0	
	Female	0	0	0	0	0	0	0	0	0	0	0	0	0	0	0	0	0	0	0	0	0	0	0	
Total Index Crimes Violations:	Male	3	4	4	0	238	1	0	0	19	176	0	0	0	42	0	2	3	0	2	0	1	0	0	
	Female	6	0	0	0	98	0	0	0	4	76	0	0	0	18	0	1	1	0	1	0	0	0	0	
Other Offenses:		22																							
Other Assaults (Return A - 4e)	Male	1	5	5	0	261	0	0	0	22	229	0	3	0	7	0	7	5	0	1	2	2	0	0	
	Female	0	0	0	0	189	0	0	0	16	164	0	2	0	7	0	1	0	0	0	0	0	0	0	
Forgery and Counterfeiting	Male	0	0	0	0	3	0	0	0	0	3	0	0	0	0	0	0	1	0	0	1	0	0	0	
	Female	0	0	0	0	5	0	0	0	0	5	0	0	0	0	0	0	0	0	0	0	0	0	0	
Fraud	Male	1	1	1	0	22	0	0	0	1	20	0	0	0	1	0	1	0	0	0	0	0	0	0	
	Female	0	0	0	0	13	0	0	0	1	11	0	0	0	1	0	0	0	0	0	0	0	0	0	
Embezzlement	Male	2	0	0	0	0	0	0	0	0	0	0	0	0	0	0	0	0	0	0	0	0	0	0	
	Female	0	0	0	0	2	0	0	0	1	1	0	0	0	0	0	0	0	0	0	0	0	0	0	
Stolen Property; Buying, Receiving, Possessing	Male	0	1	1	0	39	0	0	0	3	31	0	1	0	4	0	1	1	0	0	1	0	0	0	
	Female	0	0	0	0	7	0	0	0	2	5	0	0	0	0	0	0	0	0	0	0	0	0	0	
Vandalism	Male	1	0	0	0	27	0	0	0	0	27	0	0	0	0	0	0	0	0	0	0	0	0	0	
	Female	0	0	0	0	8	0	0	0	0	7	0	1	0	0	0	0	0	0	0	0	0	0	0	
Weapons; Carrying, Possessing, etc.	Male	0	0	0	0	54	0	1	0	6	42	0	0	0	5	0	0	1	0	1	0	0	0	0	
	Female	0	0	0	0	2	0	0	0	0	2	0	0	0	0	0	0	0	0	0	0	0	0	0	
Total Other Offense Violations:	Male	5	7	7	0	406	0	1	0	32	352	0	4	0	17	0	9	8	0	2	4	2	0	0	
	Female	0	0	0	0	226	0	0	0	20	195	0	3	0	8	0	1	0	0	0	0	0	0	0	
Prostitution and Commercialized Vice:		22																							
Prostitution	Male	0	0	0	0	3	0	0	0	0	3	0	0	0	0	0	0	0	0	0	0	0	0	0	0
	Female	0	0	0	0	206	0	0	0	0	206	0	0	0	0	0	0	0	0	0	0	0	0	0	0
Assisting or Promoting Prostitution	Male	0	0	0	0	0	0	0	0	0	0	0	0	0	0	0	0	0	0	0	0	0	0	0	0
	Female	0	0	0	0	0	0	0	0	0	0	0	0	0	0	0	0	0	0	0	0	0	0	0	0
Purchasing Prostitution	Male	0	0	0	0	0	0	0	0	0	0	0	0	0	0	0	0	0	0	0	0	0	0	0	0
	Female	0	0	0	0	0	0	0	0	0	0	0	0	0	0	0	0	0	0	0	0	0	0	0	0
Total Prostitution & Commercialized Vice Violations:	Male	0	0	0	0	3	0	0	0	0	3	0	0	0	0	0	0	0	0	0	0	0	0	0	
	Female	0	0	0	0	206	0	0	0	0	206	0	0	0	0	0	0	0	0	0	0	0	0	0	
Sex Offenses (Except Forcible Rape and Prostitution)		22																							
Sex Offenses (Except Forcible Rape and Prostitution)	Male	0	0	0	0	18	0	1	0	2	14	0	0	0	1	0	0	0	0	0	0	0	0	0	0
	Female	0	0	0	0	4	0	0	0	0	4	0	0	0	0	0	0	0	0	0	0	0	0	0	0
Drug Abuse Violations:		22																							
Sale/Manufacturing:		1																							
Opium or Cocaine and Their Derivatives (Morphine, Heroin, Codeine)	Male	1	0	0	0	7	0	0	0	0	7	0	0	0	0	0	0	0	0	0	0	0	0	0	0
	Female	0	0	0	0	0	0	0	0	0	0	0	0	0	0	0	0	0	0	0	0	0	0	0	0
Marijuana	Male	0	0	0	0	17	0	0	0	0	17	0	0	0	0	0	0	0	0	0	0	0	0	0	0
	Female	0	0	0	0	2	0	0	0	0	2	0	0	0	0	0	0	0	0	0	0	0	0	0	0
Synthetic Narcotics - Manufactured Narcotics Which Can Cause True Drug Addiction (Demerol, Methadone)	Male	0	0	0	0	3	0	0	0	0	3	0	0	0	0	0	0	0	0	0	0	0	0	0	0
	Female	0	0	0	0	0	0	0	0	0	0	0	0	0	0	0	0	0	0	0	0	0	0	0	0
Other - Dangerous Nonnarcotic Drugs (Barbiturates, Benzadrine)	Male	0	0	0	0	7	0	0	0	2	5	0	0	0	0	0	0	0	0	0	0	0	0	0	0
	Female	0	0	0	0	4	0	0	0	0	4	0	0	0	0	0	0	0	0	0	0	0	0	0	0
Total Drug Abuse Violations:	Male	3	1	1	0	156	0	0	0	11	123	0	3	0	19	0	5	3	0	3	0	0	0	0	
	Female	1	2	2	0	44	0	0	0	2	38	0	0	0	4	0	1	0	0	3	0	0	0	0	

2018 State of Nevada Arrest Information

Arrests - Ages State Totals 2018		Carson City So	COUNTY: Churchill	Churchill Co	Fallon PD	COUNTY: Clark	Boulder PD	Clark Co School Dist	College of SNV	Henderson PD	LV Metro	LV Fire & Rescue	Mesquite PD	NLV Fire & Rescue	NLV PD	UNLV PD	Douglas Co	COUNTY: Elko	Carlin PD	Elko PD	Elko CO	West Wendover PD	Esmeralda Co	Eureka Co	
Gambling:		22																							
Bookmaking (Horse and Sport Book)	Male	0	0	0	0	0	0	0	0	0	0	0	0	0	0	0	0	0	0	0	0	0	0	0	0
	Female	0	0	0	0	0	0	0	0	0	0	0	0	0	0	0	0	0	0	0	0	0	0	0	0
Numbers and Lottery	Male	0	0	0	0	0	0	0	0	0	0	0	0	0	0	0	0	0	0	0	0	0	0	0	0
	Female	0	0	0	0	0	0	0	0	0	0	0	0	0	0	0	0	0	0	0	0	0	0	0	0
All Other Gambling	Male	0	0	0	0	0	0	0	0	0	0	0	0	0	0	0	0	0	0	0	0	0	0	0	0
	Female	0	0	0	0	0	0	0	0	0	0	0	0	0	0	0	0	0	0	0	0	0	0	0	0
Total Gambling Violations:		Male	0	0	0	0	0	0	0	0	0	0	0	0	0	0	0	0	0	0	0	0	0	0	0
	Female	0	0	0	0	0	0	0	0	0	0	0	0	0	0	0	0	0	0	0	0	0	0	0	0
Miscellaneous:		22																							
Offenses Against the Family and Children	Male	0	3	0	3	2	1	0	0	0	0	0	0	0	1	0	0	0	0	0	0	0	0	0	0
	Female	0	0	0	0	2	0	0	0	1	1	0	0	0	0	0	0	0	0	0	0	0	0	0	0
Driving Under the Influence	Male	4	1	0	1	131	2	0	0	17	101	0	1	0	10	0	2	10	1	3	5	1	0	0	
	Female	3	0	0	0	35	1	0	0	3	26	0	1	0	3	1	0	0	0	0	0	0	0	0	
Liquor Laws	Male	3	0	0	0	15	0	0	1	2	11	0	0	0	1	0	0	0	0	0	0	0	0	0	
	Female	0	0	0	0	2	0	0	0	0	2	0	0	0	0	0	0	0	0	0	0	0	0	0	
Drunkenness	Male	0	0	0	0	0	0	0	0	0	0	0	0	0	0	0	0	0	0	0	0	0	0	0	
	Female	0	0	0	0	0	0	0	0	0	0	0	0	0	0	0	0	0	0	0	0	0	0	0	
Disorderly Conduct	Male	1	0	0	0	22	1	0	0	0	17	0	2	0	2	0	2	2	0	1	1	0	0	0	
	Female	0	0	0	0	8	0	0	0	0	7	0	1	0	0	0	0	2	0	1	1	0	0	0	
Vagrancy	Male	0	0	0	0	20	0	0	0	0	19	0	1	0	0	0	0	0	0	0	0	0	0	0	
	Female	0	0	0	0	10	0	0	0	0	9	0	0	0	1	0	0	0	0	0	0	0	0	0	
All Other Offenses (Except Traffic)	Male	37	9	3	6	642	0	0	0	128	463	0	0	0	51	0	10	18	0	10	5	3	0	1	
	Female	10	6	4	2	394	0	1	0	45	329	0	0	0	19	0	2	15	5	7	3	0	0	0	
Suspicion	Male	0	0	0	0	0	0	0	0	0	0	0	0	0	0	0	0	0	0	0	0	0	0	0	
	Female	0	0	0	0	0	0	0	0	0	0	0	0	0	0	0	0	0	0	0	0	0	0	0	
Total Miscellaneous Violations:		Male	45	13	3	10	832	4	0	1	147	611	0	4	0	65	0	14	30	1	14	11	4	0	1
	Female	13	6	4	2	451	1	1	0	49	374	0	2	0	23	1	2	17	5	8	4	0	0	0	
Human Trafficking:		22																							
Human Trafficking/ Commercial Sex Acts	Male	0	0	0	0	1	0	0	0	0	1	0	0	0	0	0	0	0	0	0	0	0	0	0	0
	Female	0	0	0	0	0	0	0	0	0	0	0	0	0	0	0	0	0	0	0	0	0	0	0	0
Human Trafficking/ Involuntary Servitude	Male	0	0	0	0	0	0	0	0	0	0	0	0	0	0	0	0	0	0	0	0	0	0	0	0
	Female	0	0	0	0	0	0	0	0	0	0	0	0	0	0	0	0	0	0	0	0	0	0	0	0
Total Human Trafficking Violations:		Male	0	0	0	0	1	0	0	0	1	0	0	0	0	0	0	0	0	0	0	0	0	0	0
	Female	0	0	0	0	0	0	0	0	0	0	0	0	0	0	0	0	0	0	0	0	0	0	0	0
Total Arrests:	Male	56	25	15	10	1,654	5	2	1	211	1,280	0	11	0	144	0	30	44	1	21	15	7	0	1	
22 Years of Age	Female	20	8	6	2	1,029	1	1	0	75	893	0	5	0	53	1	5	18	5	9	4	0	0	0	
Total:		76	33	21	12	2,683	6	3	1	286	2,173	0	16	0	197	1	35	62	6	30	19	7	0	1	

2018 State of Nevada Arrest Information

Arrests - Ages State Totals 2018		COUNTY: Humboldt	Humboldt Co	Winnemucca PD	Lander Co	Lincoln Co	COUNTY: Lyon	Lyon Co	Yerington PD	Mineral Co	Nye Co	COUNTY: Pershing	Love lock PD	Pershing Co	Storey Co	COUNTY: Washoe	Reno PD	Reno-Tahoe Airport Auth	Sparks PD	UNR	Washoe School Dist	Washoe Co	Reno Muni Court	White Pine Co	COUNTY: Statewide	NDI	NHP - Southern	NHP - Northeastern	NHP - Northwestern	Capitol Police	Fire Marshal	DOWL	Secretary	Attorney General	22		
Gambling:		22																											YTD								
Bookmaking (Horse and Sport Book)	Male	0	0	0	0	0	0	0	0	0	0	0	0	0	0	0	0	0	0	0	0	0	0	0	0	0	0	0	0	0	0	0	0	0	0	0	
	Female	0	0	0	0	0	0	0	0	0	0	0	0	0	0	0	0	0	0	0	0	0	0	0	0	0	0	0	0	0	0	0	0	0	0	0	
Numbers and Lottery	Male	0	0	0	0	0	0	0	0	0	0	0	0	0	0	0	0	0	0	0	0	0	0	0	0	0	0	0	0	0	0	0	0	0	0	0	
	Female	0	0	0	0	0	0	0	0	0	0	0	0	0	0	0	0	0	0	0	0	0	0	0	0	0	0	0	0	0	0	0	0	0	0	0	
All Other Gambling	Male	0	0	0	0	0	0	0	0	0	0	0	0	0	0	0	0	0	0	0	0	0	0	0	0	0	0	0	0	0	0	0	0	0	0	0	
	Female	0	0	0	0	0	0	0	0	0	0	0	0	0	0	0	0	0	0	0	0	0	0	0	0	0	0	0	0	0	0	0	0	0	0	0	
Total Gambling Violations:	Male	0	0	0	0	0	0	0	0	0	0	0	0	0	0	0	0	0	0	0	0	0	0	0	0	0	0	0	0	0	0	0	0	0	0	0	
	Female	0	0	0	0	0	0	0	0	0	0	0	0	0	0	0	0	0	0	0	0	0	0	0	0	0	0	0	0	0	0	0	0	0	0	0	
Miscellaneous:		22																											YTD								
Offenses Against the Family and Children	Male	3	3	0	0	0	1	1	0	1	1	0	0	0	0	9	7	0	0	0	0	2	0	0	1	1	0	0	0	0	0	0	0	0	0	21	
	Female	0	0	0	0	0	0	0	0	0	0	0	0	0	0	7	5	0	1	0	0	1	0	0	0	0	0	0	0	0	0	0	0	0	0	9	
Driving Under the Influence	Male	1	1	0	0	0	3	3	0	1	4	0	0	0	1	47	31	0	7	1	0	8	0	0	73	0	53	6	14	0	0	0	0	0	0	278	
	Female	0	0	0	0	0	0	0	0	2	0	0	0	0	0	21	15	0	2	0	0	4	0	0	24	0	19	0	5	0	0	0	0	0	0	85	
Liquor Laws	Male	0	0	0	0	0	1	1	0	0	0	0	0	0	0	10	9	0	1	0	0	0	0	0	0	0	0	0	0	0	0	0	0	0	0	29	
	Female	0	0	0	0	0	0	0	0	0	0	0	0	0	0	0	0	0	0	0	0	0	0	0	0	0	0	0	0	0	0	0	0	0	0	2	
Drunkenness	Male	1	0	1	0	0	0	0	0	0	0	0	0	0	0	0	0	0	0	0	0	0	0	0	0	0	0	0	0	0	0	0	0	0	0	1	
	Female	0	0	0	0	0	0	0	0	0	1	0	0	0	0	0	0	0	0	0	0	0	0	0	0	0	0	0	0	0	0	0	0	0	0	0	1
Disorderly Conduct	Male	1	0	1	0	0	1	1	0	0	0	0	0	0	0	3	2	0	0	0	0	1	0	0	0	0	0	0	0	0	0	0	0	0	0	32	
	Female	0	0	0	0	1	0	0	0	0	0	0	0	0	0	1	0	0	0	0	0	1	0	0	0	0	0	0	0	0	0	0	0	0	0	12	
Vagrancy	Male	0	0	0	0	0	0	0	0	1	0	0	0	0	0	0	0	0	0	0	0	0	0	0	0	0	0	0	0	0	0	0	0	0	0	21	
	Female	0	0	0	0	0	0	0	0	0	0	0	0	0	0	0	0	0	0	0	0	0	0	0	0	0	0	0	0	0	0	0	0	0	0	10	
All Other Offenses (Except Traffic)	Male	4	2	2	1	0	11	8	3	2	14	1	0	1	11	221	131	0	41	0	0	49	0	0	44	1	28	6	8	1	0	0	0	0	1,026		
	Female	3	1	2	0	0	0	0	4	8	0	0	0	3	82	44	0	22	0	0	16	0	2	20	3	14	2	1	0	0	0	0	0	549			
Suspicion	Male	0	0	0	0	0	0	0	0	0	0	0	0	0	0	0	0	0	0	0	0	0	0	0	0	0	0	0	0	0	0	0	0	0	0		
	Female	0	0	0	0	0	0	0	0	0	0	0	0	0	0	0	0	0	0	0	0	0	0	0	0	0	0	0	0	0	0	0	0	0	0	0	
Total Miscellaneous Violations:	Male	10	6	4	1	0	17	14	3	4	20	1	0	1	12	290	180	0	49	1	0	60	0	0	118	2	81	12	22	1	0	0	0	0	1,408		
	Female	3	1	2	0	1	0	0	0	6	9	0	0	0	3	111	64	0	25	0	0	22	0	2	44	3	33	2	6	0	0	0	0	0	668		
Human Trafficking:		22																											YTD								
Human Trafficking/ Commercial Sex Acts	Male	0	0	0	0	0	0	0	0	0	0	0	0	0	0	0	0	0	0	0	0	0	0	0	0	0	0	0	0	0	0	0	0	0	0	1	
	Female	0	0	0	0	0	0	0	0	0	0	0	0	0	0	0	0	0	0	0	0	0	0	0	0	0	0	0	0	0	0	0	0	0	0	0	
Human Trafficking/ Involuntary Servitude	Male	0	0	0	0	0	0	0	0	0	0	0	0	0	0	0	0	0	0	0	0	0	0	0	0	0	0	0	0	0	0	0	0	0	0	0	
	Female	0	0	0	0	0	0	0	0	0	0	0	0	0	0	0	0	0	0	0	0	0	0	0	0	0	0	0	0	0	0	0	0	0	0	0	
Total Human Trafficking Violations:	Male	0	0	0	0	0	0	0	0	0	0	0	0	0	0	0	0	0	0	0	0	0	0	0	0	0	0	0	0	0	0	0	0	0	0	1	
	Female	0	0	0	0	0	0	0	0	0	0	0	0	0	0	0	0	0	0	0	0	0	0	0	0	0	0	0	0	0	0	0	0	0	0	0	
Total Arrests:	Male	15	8	7	5	5	38	33	5	6	23	3	0	3	12	414	249	0	81	2	0	82	0	0	135	9	88	15	22	1	0	0	0	0	2,466		
22 Years of Age	Female	5	1	4	0	1	5	4	1	6	11	0	0	0	3	170	99	0	45	0	0	26	0	2	50	4	35	3	7	1	0	0	0	0	1,333		
Total:		20	9	11	5	6	43	37	6	12	34	3	0	3	15	584	348	0	126	2	0	108	0	2	185	13	123	18	29	2	0	0	0	0	3,799		

2018 State of Nevada Arrest Information

Arrests - Ages State Totals 2018		Carson City So	COUNTY: Churchill	Churchill Co	Fallon PD	COUNTY: Clark	Boulder PD	Clark Co School Dist	College of SNV	Henderson PD	LV Metro	LV Fire & Rescue	Mesquite PD	NLV Fire & Rescue	NLV PD	UNLV PD	Douglas Co	COUNTY: Esbo	Carlin PD	Ely PD	Ely Co	West Wendover PD	Esmeralda Co	Eureka Co	
Index Crime:		23																							
Murder and Nonnegligent Manslaughter	Male	0	0	0	0	3	0	0	0	0	0	3	0	0	0	0	0	1	0	0	1	0	0	0	
	Female	0	0	0	0	0	0	0	0	0	0	0	0	0	0	0	0	0	0	0	0	0	0	0	
Manslaughter by Negligence	Male	0	0	0	0	0	0	0	0	0	0	0	0	0	0	0	0	0	0	0	0	0	0	0	
	Female	0	0	0	0	0	0	0	0	0	0	0	0	0	0	0	0	0	0	0	0	0	0	0	
Rape	Male	0	0	0	0	7	0	0	0	0	0	6	0	1	0	0	0	0	0	0	0	0	0	0	
	Female	0	0	0	0	0	0	0	0	0	0	0	0	0	0	0	0	0	0	0	0	0	0	0	
Robbery	Male	0	0	0	0	41	0	0	0	3	35	0	0	0	3	0	0	0	0	0	0	0	0	0	
	Female	0	0	0	0	8	0	0	0	0	8	0	0	0	0	0	0	0	0	0	0	0	0	0	
Aggravated Assault (Return A - 4a-d)	Male	6	1	0	1	70	0	0	0	2	57	0	0	0	11	0	0	1	0	1	0	0	0	0	
	Female	3	0	0	0	26	0	0	0	0	18	0	0	0	8	0	1	2	0	1	1	0	0	0	
Burglary - Breaking or Entering	Male	0	0	0	0	51	0	0	0	6	39	0	0	0	6	0	1	0	0	0	0	0	0	0	
	Female	1	0	0	0	19	0	0	0	1	18	0	0	0	0	0	0	0	0	0	0	0	0	0	
Larceny - Theft (Except Motor Vehicle Theft)	Male	3	1	1	0	103	0	0	0	25	71	0	0	0	7	0	0	4	2	3	0	0	0	0	
	Female	2	0	0	0	78	0	0	0	15	54	0	0	0	9	0	0	0	0	0	0	0	0	0	
Motor Vehicle Theft	Male	0	0	0	0	7	0	0	0	1	6	0	0	0	0	0	0	0	0	0	0	0	0	0	
	Female	0	0	0	0	5	0	0	0	0	5	0	0	0	0	0	0	0	0	0	0	0	0	0	
Arson	Male	0	0	0	0	0	0	0	0	0	0	0	0	0	0	0	0	0	0	0	0	0	0	0	
	Female	0	0	0	0	0	0	0	0	0	0	0	0	0	0	0	0	0	0	0	0	0	0	0	
Total Index Crimes Violations:	Male	9	2	1	1	282	0	0	0	37	217	0	1	0	27	0	1	7	1	4	2	0	0		
	Female	6	0	0	0	136	0	0	0	16	103	0	0	0	17	0	1	2	1	1	0	0	0		
Other Offenses:		23																							
Other Assaults (Return A - 4c)	Male	0	1	1	0	320	1	0	0	28	275	0	0	0	15	1	4	2	1	0	1	0	0	0	
	Female	1	1	1	0	219	1	0	0	18	191	0	2	0	7	0	1	2	0	2	0	0	0	0	
Forgery and Counterfeiting	Male	0	0	0	0	5	0	0	0	1	4	0	0	0	0	0	0	0	0	0	0	0	0	1	
	Female	1	0	0	0	2	0	0	0	0	2	0	0	0	0	0	0	0	0	0	0	0	0	0	
Fraud	Male	0	0	0	0	24	0	0	0	4	20	0	0	0	0	0	0	0	0	0	0	0	0	0	
	Female	1	0	0	0	13	0	0	0	1	11	0	0	0	1	0	0	0	0	0	0	0	0	0	
Embezzlement	Male	0	0	0	0	6	0	0	0	0	6	0	0	0	0	0	0	1	0	0	1	0	0	0	
	Female	0	1	1	0	7	0	0	0	3	3	0	0	0	1	0	0	0	0	0	0	0	0	0	
Stolen Property; Buying, Receiving, Possessing	Male	0	0	0	0	39	0	0	0	4	30	0	0	0	5	0	0	1	0	0	1	0	0	0	
	Female	0	0	0	0	10	0	0	0	1	9	0	0	0	0	0	0	0	0	0	0	0	0	0	
Vandalism	Male	2	0	0	0	31	0	0	0	1	28	0	0	0	2	0	2	1	0	0	1	0	0	0	
	Female	0	0	0	0	12	0	0	0	1	9	0	0	0	2	0	0	0	0	0	0	0	0	0	
Weapons; Carrying, Possessing, etc.	Male	0	0	0	0	64	0	1	0	5	56	0	0	0	2	0	1	0	0	0	0	0	1	0	
	Female	2	0	0	0	4	0	0	0	1	3	0	0	0	0	0	0	0	0	0	0	0	0	0	
Total Other Offense Violations:	Male	2	1	1	0	489	1	1	0	43	419	0	0	0	24	1	7	5	1	0	4	0	1		
	Female	3	2	2	0	267	1	0	0	25	228	0	2	0	11	0	1	2	0	2	0	0	0		
Prostitution and Commercialized Vice:		23																							
Prostitution	Male	0	0	0	0	8	0	0	0	0	8	0	0	0	0	0	0	0	0	0	0	0	0	0	
	Female	0	0	0	0	191	0	0	0	0	191	0	0	0	0	0	0	0	0	0	0	0	0	0	
Assisting or Promoting Prostitution	Male	0	0	0	0	0	0	0	0	0	0	0	0	0	0	0	0	0	0	0	0	0	0	0	
	Female	0	0	0	0	0	0	0	0	0	0	0	0	0	0	0	0	0	0	0	0	0	0	0	
Purchasing Prostitution	Male	0	0	0	0	0	0	0	0	0	0	0	0	0	0	0	0	0	0	0	0	0	0	0	
	Female	0	0	0	0	2	0	0	0	0	2	0	0	0	0	0	0	0	0	0	0	0	0	0	
Total Prostitution & Commercialized Vice Violations:	Male	0	0	0	0	8	0	0	0	0	8	0	0	0	0	0	0	0	0	0	0	0	0		
	Female	0	0	0	0	193	0	0	0	0	193	0	0	0	0	0	0	0	0	0	0	0	0		
Sex Offenses (Except Forcible Rape and Prostitution)		23																							
Sex Offenses (Except Forcible Rape and Prostitution)	Male	1	0	0	0	9	0	0	0	1	8	0	0	0	0	0	0	1	0	0	1	0	0	0	
	Female	0	0	0	0	2	0	0	0	0	2	0	0	0	0	0	0	0	0	0	0	0	0	0	
Drug Abuse Violations:		23																							
Sale/Manufacturing:		3	0	0	0	59	0	0	0	0	53	0	3	0	3	0	1	1	0	1	0	0	0		
Opium or Cocaine and Their Derivatives (Morphine, Heroin, Codeine)	Male	0	0	0	0	18	0	0	0	0	18	0	0	0	0	0	0	0	0	0	0	0	0	0	
	Female	0	0	0	0	1	0	0	0	0	1	0	0	0	0	0	0	0	0	0	0	0	0	0	
Marijuana	Male	1	0	0	0	18	0	0	0	0	18	0	0	0	0	0	0	0	0	0	0	0	0	0	
	Female	0	0	0	0	3	0	0	0	0	1	0	1	0	1	0	0	1	0	1	0	0	0	0	
Synthetic Narcotics - Manufactured Narcotics Which Can Cause True Drug Addiction (Demerol, Methadone)	Male	2	0	0	0	6	0	0	0	0	6	0	0	0	0	0	0	0	0	0	0	0	0	0	
	Female	0	0	0	0	2	0	0	0	0	1	0	1	0	0	0	0	0	0	0	0	0	0	0	
Other - Dangerous Nonnarcotic Drugs (Barbiturates, Benzadrine)	Male	0	0	0	0	11	0	0	0	0	8	0	1	0	2	0	1	0	0	0	0	0	0	0	
	Female	0	0	0	0	0	0	0	0	0	0	0	0	0	0	0	0	0	0	0	0	0	0	0	
Possession:		7	3	3	0	190	0	0	1	25	131	0	6	0	26	1	5	4	2	1	0	1	0		
Opium or Cocaine and Their Derivatives (Morphine, Heroin, Codeine)	Male	3	0	0	0	20	0	0	0	2	14	0	0	0	4	0	0	1	1	0	0	0	0	0	
	Female	1	0	0	0	11	0	0	0	2	8	0	0	0	1	0	0	0	0	0	0	0	0	0	
Marijuana	Male	1	0	0	0	17	0	0	1	1	10	0	2	0	2	1	0	0	0	0	0	0	0	0	
	Female	1	0	0	0	2	0	0	0	0	1	0	1	0	0	0	0	0	0	0	0	0	0	0	
Synthetic Narcotics - Manufactured Narcotics Which Can Cause True Drug Addiction (Demerol, Methadone)	Male	1	0	0	0	30	0	0	0	2	26	0	0	0	2	0	0	2	1	0	0	1	0	0	
	Female	0	0	0	0	7	0	0	0	1	5	0	1	0	0	0	0	1	0	1	0	0	0	0	
Other - Dangerous Nonnarcotic Drugs (Barbiturates, Benzadrine)	Male	0	1	1	0	85	0	0	0	15	55	0	1	0	14	0	2	0	0	0	0	0	0	0	
	Female	0	2	2	0	18	0	0	0	2	12	0	1	0	3	0	3	0	0	0	0	0	0	0	
Total Drug Abuse Violations:	Male	8	1	1	0	205	0	0	1	20	155	0	4	0	24	1	3	3	2	0	0	1	0		
	Female	2	2	2	0	44	0	0	0	5	29	0	5	0	5	0	3	2	0	2	0	0	0		

2018 State of Nevada Arrest Information

Arrests - Ages State Totals 2018		Carson City So	COUNTY: Churchill			Churchill Co	Fallon PD	COUNTY: Clark			Boulder PD	Clark Co School Dist	College of SNV	Henderson PD	LV Metro	LV Fire & Rescue	Mesquite PD	NLV Fire & Rescue	NLV PD	UNLV PD	Douglas Co	COUNTY: Elko			Carlin PD	Elko PD	Elko CO	West Wendover PD	Esmeralda Co	Eureka Co

Gambling: 23

Bookmaking (Horse and Sport Book)	Male	0	0	0	0	0	0	0	0	0	0	0	0	0	0	0	0	0	0	0	0	0	0	0	0	0	0	0	0
	Female	0	0	0	0	0	0	0	0	0	0	0	0	0	0	0	0	0	0	0	0	0	0	0	0	0	0	0	0
Numbers and Lottery	Male	0	0	0	0	0	0	0	0	0	0	0	0	0	0	0	0	0	0	0	0	0	0	0	0	0	0	0	0
	Female	0	0	0	0	0	0	0	0	0	0	0	0	0	0	0	0	0	0	0	0	0	0	0	0	0	0	0	0
All Other Gambling	Male	0	0	0	0	0	0	0	0	0	0	0	0	0	0	0	0	0	0	0	0	0	0	0	0	0	0	0	0
	Female	0	0	0	0	0	0	0	0	0	0	0	0	0	0	0	0	0	0	0	0	0	0	0	0	0	0	0	0
Total Gambling Violations:		Male	0	0	0	0	0	0	0	0	0	0	0	0	0	0	0	0	0	0	0	0	0	0	0	0	0	0	0
	Female	0	0	0	0	0	0	0	0	0	0	0	0	0	0	0	0	0	0	0	0	0	0	0	0	0	0	0	0

Miscellaneous: 23

Offenses Against the Family and Children	Male	0	1	0	1	8	0	0	0	3	4	0	0	0	1	0	0	1	1	0	0	0	0	0	0	0	0	0
	Female	0	0	0	0	5	0	0	0	0	4	0	0	0	1	0	1	0	0	0	0	0	0	0	0	0	0	0
Driving Under the Influence	Male	2	1	0	1	157	1	0	0	15	121	0	4	0	16	0	3	5	1	2	1	1	0	0	0	0	0	
	Female	4	1	0	1	51	1	0	0	7	42	0	0	0	1	0	0	3	0	2	1	0	0	0	0	0	0	
Liquor Laws	Male	2	0	0	0	15	0	0	0	1	13	0	1	0	0	0	0	0	0	0	0	0	0	0	0	0	0	0
	Female	0	0	0	0	1	0	0	0	0	1	0	0	0	0	0	0	0	0	0	0	0	0	0	0	0	0	0
Drunkenness	Male	0	1	0	1	0	0	0	0	0	0	0	0	0	0	0	0	1	0	0	0	0	0	0	0	0	0	
	Female	0	0	0	0	0	0	0	0	0	0	0	0	0	0	0	0	0	0	0	0	0	0	0	0	0	0	
Disorderly Conduct	Male	0	0	0	0	31	0	1	0	2	25	0	2	0	1	0	4	2	0	1	1	0	0	0	0	0	2	
	Female	0	0	0	0	15	0	1	0	0	13	0	0	0	1	0	0	0	0	0	0	0	0	0	0	0	0	
Vagrancy	Male	0	0	0	0	58	0	0	0	0	56	0	0	0	2	0	0	0	0	0	0	0	0	0	0	0	0	
	Female	0	0	0	0	8	0	0	0	0	8	0	0	0	0	0	0	0	0	0	0	0	0	0	0	0	0	
All Other Offenses (Except Traffic)	Male	41	22	11	11	708	1	0	0	117	512	0	0	0	77	1	9	20	1	8	10	1	0	0	0	0		
	Female	17	3	3	0	457	0	1	0	51	386	0	0	0	19	0	5	5	0	2	3	0	1	0	0	0		
Suspicion	Male	0	0	0	0	0	0	0	0	0	0	0	0	0	0	0	0	0	0	0	0	0	0	0	0	0	0	
	Female	0	0	0	0	0	0	0	0	0	0	0	0	0	0	0	0	0	0	0	0	0	0	0	0	0	0	
Total Miscellaneous Violations:		Male	45	25	11	14	977	2	1	0	138	731	0	7	0	97	1	17	28	3	11	12	2	0	2	0		
	Female	21	4	3	1	537	1	2	0	58	454	0	0	0	22	0	6	8	0	2	5	1	1	0	0	0		

Human Trafficking: 23

Human Trafficking/ Commercial Sex Acts	Male	0	0	0	0	0	0	0	0	0	0	0	0	0	0	0	0	0	0	0	0	0	0	0	0	0	0
	Female	0	0	0	0	0	0	0	0	0	0	0	0	0	0	0	0	0	0	0	0	0	0	0	0	0	0
Human Trafficking/ Involuntary Servitude	Male	0	0	0	0	0	0	0	0	0	0	0	0	0	0	0	0	0	0	0	0	0	0	0	0	0	0
	Female	0	0	0	0	0	0	0	0	0	0	0	0	0	0	0	0	0	0	0	0	0	0	0	0	0	0
Total Human Trafficking Violations:		Male	0	0	0	0	0	0	0	0	0	0	0	0	0	0	0	0	0	0	0	0	0	0	0	0	0
	Female	0	0	0	0	0	0	0	0	0	0	0	0	0	0	0	0	0	0	0	0	0	0	0	0	0	0

Total Arrests:	Male	65	29	14	15	1,970	3	2	1	239	1,538	0	12	0	172	3	28	44	7	15	19	3	1	3			
23 Years of Age	Female	32	8	7	1	1,179	2	2	0	104	1,009	0	7	0	55	0	11	14	0	7	6	1	1	0			
Total:		97	37	21	16	3,149	5	4	1	343	2,547	0	19	0	227	3	39	58	7	22	25	4	2	3			

2018 State of Nevada Arrest Information

Arrests - Ages State Totals 2018		COUNTY: Humboldt	Humboldt Co	Winnemucca PD	Lander Co	Lincoln Co	COUNTY: Lyon	Lyon Co	Yerington PD	Mineral Co	Nye Co	COUNTY: Pershing	Lovelock PD	Pershing Co	Storey Co	COUNTY: Washoe	Reno PD	Reno-Tahoe Airport Auth	Sparks PD	UNR	Washoe School Dist	Washoe Co	Reno Muni Court	White Pine Co	COUNTY: Statewide	NDI	NHP - Southern	NHP - Northeastern	NHP - Northwestern	Capitol Police	Fire Marshal	DOWL	Secretary	Attorney General	23	
Gambling:		23																											YTD							
Bookmaking (Horse and Sport Book)	Male	0	0	0	0	0	0	0	0	0	0	0	0	0	0	0	0	0	0	0	0	0	0	0	0	0	0	0	0	0	0	0	0	0	0	0
	Female	0	0	0	0	0	0	0	0	0	0	0	0	0	0	0	0	0	0	0	0	0	0	0	0	0	0	0	0	0	0	0	0	0	0	0
Numbers and Lottery	Male	0	0	0	0	0	0	0	0	0	0	0	0	0	0	0	0	0	0	0	0	0	0	0	0	0	0	0	0	0	0	0	0	0	0	0
	Female	0	0	0	0	0	0	0	0	0	0	0	0	0	0	0	0	0	0	0	0	0	0	0	0	0	0	0	0	0	0	0	0	0	0	0
All Other Gambling	Male	0	0	0	0	0	0	0	0	0	0	0	0	0	0	0	0	0	0	0	0	0	0	0	0	0	0	0	0	0	0	0	0	0	0	0
	Female	0	0	0	0	0	0	0	0	0	0	0	0	0	0	0	0	0	0	0	0	0	0	0	0	0	0	0	0	0	0	0	0	0	0	0
Total Gambling Violations:		Male	0	0	0	0	0	0	0	0	0	0	0	0	0	0	0	0	0	0	0	0	0	0	0	0	0	0	0	0	0	0	0	0	0	0
	Female	0	0	0	0	0	0	0	0	0	0	0	0	0	0	0	0	0	0	0	0	0	0	0	0	0	0	0	0	0	0	0	0	0	0	0
Miscellaneous:		23																											YTD							
Offenses Against the Family and Children	Male	2	2	0	0	0	0	0	0	0	0	0	0	0	0	5	4	0	1	0	0	0	0	0	1	0	1	0	0	0	0	0	0	0	18	
	Female	0	0	0	0	0	1	1	0	0	1	0	0	0	0	10	7	0	2	0	0	1	0	0	1	0	1	0	0	0	0	0	0	0	19	
Driving Under the Influence	Male	0	0	0	2	0	1	1	0	0	1	0	0	0	2	49	32	1	6	0	0	10	0	0	56	0	43	3	10	0	0	0	0	0	279	
	Female	0	0	0	0	0	0	0	0	0	0	0	0	0	16	10	0	3	0	0	3	0	0	30	0	26	1	3	0	0	0	0	0	105		
Liquor Laws	Male	0	0	0	0	0	0	0	0	1	0	0	0	0	0	13	13	0	0	0	0	0	0	0	1	0	1	0	0	0	0	0	0	0	32	
	Female	0	0	0	0	0	0	0	0	0	0	0	0	0	0	1	1	0	0	0	0	0	0	0	0	0	0	0	0	0	0	0	0	0	2	
Drunkenness	Male	0	0	0	0	0	1	1	0	1	0	0	0	0	0	0	0	0	0	0	0	0	0	0	0	0	0	0	0	0	0	0	0	0	4	
	Female	0	0	0	0	0	0	0	0	0	0	0	0	0	0	0	0	0	0	0	0	0	0	0	1	1	0	0	0	0	0	0	0	0	1	
Disorderly Conduct	Male	0	0	0	0	0	0	0	0	0	1	0	0	0	0	3	1	0	0	0	0	2	0	0	0	0	0	0	0	0	0	0	0	0	43	
	Female	0	0	0	0	0	0	0	0	1	0	0	0	0	0	2	1	0	1	0	0	0	0	1	0	0	0	0	0	0	0	0	0	0	19	
Vagrancy	Male	0	0	0	0	0	0	0	0	0	2	0	0	0	0	0	0	0	0	0	0	0	0	0	0	0	0	0	0	0	0	0	0	0	60	
	Female	0	0	0	0	0	0	0	0	0	1	0	0	0	0	0	0	0	0	0	0	0	0	0	0	0	0	0	0	0	0	0	0	0	9	
All Other Offenses (Except Traffic)	Male	4	3	1	2	0	2	1	1	2	12	3	0	3	5	271	155	0	45	0	0	71	0	2	58	0	46	3	9	0	0	0	0	1,161		
	Female	0	0	0	1	0	0	0	0	1	8	0	0	0	3	76	40	0	15	0	0	21	0	1	17	1	14	1	1	0	0	0	0	595		
Suspicion	Male	0	0	0	0	0	0	0	0	0	0	0	0	0	0	0	0	0	0	0	0	0	0	0	0	0	0	0	0	0	0	0	0	0		
	Female	0	0	0	0	0	0	0	0	0	0	0	0	0	0	0	0	0	0	0	0	0	0	0	0	0	0	0	0	0	0	0	0	0	0	
Total Miscellaneous Violations:		Male	6	5	1	4	0	4	3	1	4	16	3	0	3	7	341	205	1	52	0	0	83	0	2	116	0	91	6	19	0	0	0	0	1,597	
	Female	0	0	0	1	0	1	1	0	2	10	0	0	0	3	105	59	0	21	0	0	25	0	2	49	2	41	2	4	0	0	0	0	0	750	
Human Trafficking:		23																											YTD							
Human Trafficking/ Commercial Sex Acts	Male	0	0	0	0	0	0	0	0	0	0	0	0	0	0	0	0	0	0	0	0	0	0	0	0	0	0	0	0	0	0	0	0	0	0	
	Female	0	0	0	0	0	0	0	0	0	0	0	0	0	0	0	0	0	0	0	0	0	0	0	0	0	0	0	0	0	0	0	0	0	0	
Human Trafficking/ Involuntary Servitude	Male	0	0	0	0	0	0	0	0	0	0	0	0	0	0	0	0	0	0	0	0	0	0	0	0	0	0	0	0	0	0	0	0	0	0	
	Female	0	0	0	0	0	0	0	0	0	0	0	0	0	0	0	0	0	0	0	0	0	0	0	0	0	0	0	0	0	0	0	0	0	0	
Total Human Trafficking Violations:		Male	0	0	0	0	0	0	0	0	0	0	0	0	0	0	0	0	0	0	0	0	0	0	0	0	0	0	0	0	0	0	0	0	0	0
	Female	0	0	0	0	0	0	0	0	0	0	0	0	0	0	0	0	0	0	0	0	0	0	0	0	0	0	0	0	0	0	0	0	0	0	0
Total Arrests:	Male	9	6	3	6	4	9	7	2	7	26	5	1	4	7	485	285	1	85	1	0	113	0	3	130	7	93	10	20	0	0	0	0	0	2,831	
23 Years of Age	Female	0	0	0	1	1	5	5	0	2	12	0	0	0	3	158	97	0	31	0	0	30	0	2	54	5	42	2	5	0	0	0	0	0	1,483	
Total:		9	6	3	7	5	14	12	2	9	38	5	1	4	10	643	382	1	116	1	0	143	0	5	184	12	135	12	25	0	0	0	0	0	4,314	

2018 State of Nevada Arrest Information

Arrests - Ages State Totals 2018		Carson City So	COUNTY: Churchill	Churchill Co	Fallon PD	COUNTY: Clark	Boulder PD	Clark Co School Dist	College of SNV	Henderson PD	LV Metro	LV Fire & Rescue	Mesquite PD	NLV Fire & Rescue	NLV PD	UNLV PD	Douglas Co	COUNTY: Elko	Carlin PD	Elko PD	Elko CO	West Wendover PD	Esmeralda Co	Eureka Co	
Index Crime:		24																							
Murder and Nonnegligent Manslaughter	Male	0	0	0	0	4	0	0	0	0	4	0	0	0	0	0	0	1	0	0	1	0	0	0	
	Female	1	0	0	0	0	0	0	0	0	0	0	0	0	0	0	0	0	0	0	0	0	0	0	
Manslaughter by Negligence	Male	0	0	0	0	1	0	0	0	0	1	0	0	0	0	0	0	0	0	0	0	0	0	0	
	Female	0	0	0	0	1	0	0	0	0	1	0	0	0	0	0	0	0	0	0	0	0	0	0	
Rape	Male	0	0	0	0	5	0	0	0	0	5	0	0	0	0	0	0	0	0	0	0	0	0	0	
	Female	0	0	0	0	0	0	0	0	0	0	0	0	0	0	0	0	0	0	0	0	0	0	0	
Robbery	Male	0	2	1	1	27	0	0	0	19	0	0	0	0	1	2	0	0	0	0	0	0	0	0	
	Female	0	0	0	0	8	0	0	0	1	7	0	0	0	0	0	0	0	0	0	0	0	0	0	
Aggravated Assault (Return A - 4a-d)	Male	2	0	0	0	74	0	0	0	0	53	0	1	0	20	0	0	2	1	1	0	0	0	0	
	Female	2	0	0	0	34	0	0	0	0	21	0	0	0	13	0	0	0	0	0	0	0	0	1	
Burglary - Breaking or Entering	Male	2	2	2	0	46	0	0	0	6	34	0	0	0	6	0	1	1	1	0	0	0	0	0	
	Female	0	0	0	0	23	0	0	0	0	19	0	0	0	4	0	0	0	0	0	0	0	0	0	
Larceny - Theft (Except Motor Vehicle Theft)	Male	1	0	0	0	103	0	0	0	12	83	0	2	0	6	0	3	2	0	2	0	0	0	0	
	Female	2	0	0	0	57	0	0	0	11	43	0	0	0	3	0	1	0	0	0	0	0	0	0	
Motor Vehicle Theft	Male	1	0	0	0	7	0	0	0	1	5	0	0	0	1	0	0	0	0	0	0	0	0	0	
	Female	0	0	0	0	1	0	0	0	0	0	0	0	0	1	0	0	0	0	0	0	0	0	0	
Arson	Male	0	0	0	0	1	0	0	0	1	0	0	0	0	0	0	0	0	0	0	0	0	0	0	
	Female	0	0	0	0	0	0	0	0	0	0	0	0	0	0	0	0	0	0	0	0	0	0	0	
Total Index Crimes Violations:	Male	6	4	3	1	268	0	0	0	20	210	0	3	0	35	0	4	6	1	4	1	0	0	0	
	Female	5	0	0	0	124	0	0	0	12	91	0	0	0	21	0	1	0	0	0	0	0	0	1	
Other Offenses:		24																							
Other Assaults (Return A - 4e)	Male	3	0	0	0	322	2	0	0	26	273	0	2	0	16	3	7	7	0	5	2	0	0	0	
	Female	0	1	0	1	237	1	0	0	15	211	0	1	0	9	0	2	2	0	0	2	0	0	0	
Forgery and Counterfeiting	Male	0	0	0	0	2	0	0	0	0	2	0	0	0	0	0	0	0	0	0	0	0	0	0	
	Female	0	0	0	0	5	0	0	0	0	3	0	0	0	1	0	0	0	0	0	0	0	0	0	
Fraud	Male	0	0	0	0	23	0	0	0	1	21	0	0	0	1	0	0	0	0	0	0	0	0	0	
	Female	0	0	0	0	6	0	0	0	0	6	0	0	0	0	0	0	0	0	0	0	0	0	0	
Embezzlement	Male	0	0	0	0	3	0	0	0	0	3	0	0	0	0	0	0	0	0	0	0	0	0	0	
	Female	0	0	0	0	4	0	0	0	0	3	0	0	0	1	0	0	0	0	0	0	0	0	0	
Stolen Property; Buying, Receiving, Possessing	Male	0	0	0	0	32	0	0	0	5	22	0	0	0	5	0	1	3	1	1	0	1	0	0	
	Female	0	0	0	0	12	0	0	0	3	9	0	0	0	0	0	0	0	0	0	0	0	0	0	
Vandalism	Male	0	0	0	0	26	0	0	0	5	20	0	0	0	1	0	1	0	0	0	0	0	0	0	
	Female	0	0	0	0	11	0	0	0	2	8	0	1	0	0	0	0	0	0	0	0	0	0	0	
Weapons; Carrying, Possessing, etc.	Male	1	0	0	0	61	0	1	1	7	47	0	0	0	4	1	0	2	0	0	2	0	0	0	
	Female	0	0	0	0	3	0	0	0	1	2	0	0	0	0	0	0	0	0	0	0	0	0	0	
Total Other Offense Violations:	Male	4	0	0	0	469	2	1	1	44	388	0	2	0	27	4	9	12	1	6	4	1	0	0	
	Female	0	1	0	1	278	1	0	0	21	242	0	3	0	11	0	2	2	0	0	2	0	0	0	
Prostitution and Commercialized Vice:		24																							
Prostitution	Male	0	0	0	0	3	0	0	0	0	3	0	0	0	0	0	0	0	0	0	0	0	0	0	
	Female	0	0	0	0	171	0	0	0	0	171	0	0	0	0	0	0	0	0	0	0	0	0	0	
Assisting or Promoting Prostitution	Male	0	0	0	0	2	0	0	0	0	2	0	0	0	0	0	0	0	0	0	0	0	0	0	
	Female	0	0	0	0	0	0	0	0	0	0	0	0	0	0	0	0	0	0	0	0	0	0	0	
Purchasing Prostitution	Male	0	0	0	0	0	0	0	0	0	0	0	0	0	0	0	0	0	0	0	0	0	0	0	
	Female	0	0	0	0	0	0	0	0	0	0	0	0	0	0	0	0	0	0	0	0	0	0	0	
Total Prostitution & Commercialized Vice Violations:	Male	0	0	0	0	5	0	0	0	0	5	0	0	0	0	0	0	0	0	0	0	0	0	0	
	Female	0	0	0	0	171	0	0	0	0	171	0	0	0	0	0	0	0	0	0	0	0	0	0	
Sex Offenses (Except Forcible Rape and Prostitution)		24																							
Sex Offenses (Except Forcible Rape and Prostitution)	Male	0	0	0	0	18	0	0	0	2	15	0	0	0	1	0	1	0	0	0	0	0	0	0	
	Female	0	0	0	0	0	0	0	0	0	0	0	0	0	0	0	0	0	0	0	0	0	0	0	
Drug Abuse Violations:		24																							
Sale/Manufacturing:		0																							
Opium or Cocaine and Their Derivatives (Morphine, Heroin, Codeine)	Male	0	0	0	0	8	0	0	0	0	8	0	0	0	0	0	0	0	0	0	0	0	0	0	
	Female	0	0	0	0	2	0	0	0	0	2	0	0	0	0	0	0	0	0	0	0	0	0	0	
Marijuana	Male	0	0	0	0	16	0	0	0	0	16	0	0	0	0	0	0	0	0	0	0	0	0	0	
	Female	0	0	0	0	2	0	0	0	0	2	0	0	0	0	0	0	0	0	0	0	0	0	0	
Synthetic Narcotics - Manufactured Narcotics Which Can Cause True Drug Addiction (Demerol, Methadone)	Male	0	0	0	0	5	0	0	0	0	5	0	0	0	0	0	0	0	0	0	0	0	0	0	
	Female	0	0	0	0	1	0	0	0	0	1	0	0	0	0	0	0	0	0	0	0	0	0	0	
Other - Dangerous Nonnarcotic Drugs (Barbiturates, Benzadrine)	Male	0	0	0	0	13	0	0	0	1	10	0	2	0	0	0	0	0	0	0	0	0	0	0	
	Female	0	0	0	0	2	0	0	0	0	2	0	0	0	0	0	0	0	0	0	0	0	0	0	
Total Possession:	Male	4	1	1	0	194	0	0	0	23	139	0	8	0	24	0	5	2	0	0	2	0	1	0	
Opium or Cocaine and Their Derivatives (Morphine, Heroin, Codeine)	Male	3	0	0	0	29	0	0	0	0	23	0	0	0	6	0	1	0	0	0	0	0	0	0	
	Female	0	0	0	0	10	0	0	0	1	8	0	0	0	1	0	0	0	0	0	0	0	0	0	
Marijuana	Male	1	0	0	0	12	0	0	0	1	9	0	1	0	1	0	0	0	0	0	0	0	0	1	
	Female	0	0	0	0	0	0	0	0	0	0	0	0	0	0	0	0	0	0	0	0	0	0	0	
Synthetic Narcotics - Manufactured Narcotics Which Can Cause True Drug Addiction (Demerol, Methadone)	Male	0	0	0	0	30	0	0	0	3	26	0	1	0	0	0	0	1	0	0	1	0	0	0	
	Female	0	0	0	0	8	0	0	0	0	7	0	1	0	0	0	0	1	0	0	1	0	0	0	
Other - Dangerous Nonnarcotic Drugs (Barbiturates, Benzadrine)	Male	0	0	0	0	81	0	0	0	10	55	0	4	0	12	0	2	0	0	0	0	0	0	0	
	Female	0	1	1	0	24	0	0	0	8	11	0	1	0	4	0	2	0	0	0	0	0	0	0	
Total Drug Abuse Violations:	Male	4	0	0	0	194	0	0	0	15	152	0	8	0	19	0	3	1	0	0	1	0	1	0	
	Female	0	1	1	0	49	0	0	0	9	33	0	2	0	5	0	2	1	0	0	1	0	0	0	

2018 State of Nevada Arrest Information

Arrests - Ages State Totals 2018		Carson City So	COUNTY: Churchill	Churchill Co	Fallon PD	COUNTY: Clark	Boulder PD	Clark Co School Dist	College of SNV	Henderson PD	LV Metro	LV Fire & Rescue	Mesquite PD	NLV Fire & Rescue	NLV PD	UNLV PD	Douglas Co	COUNTY: Elko	Carlin PD	Elko PD	Elko CO	West Wendover PD	Esmeralda Co	Eureka Co	
Gambling:		24																							
Bookmaking (Horse and Sport Book)	Male	0	0	0	0	0	0	0	0	0	0	0	0	0	0	0	0	0	0	0	0	0	0	0	
	Female	0	0	0	0	0	0	0	0	0	0	0	0	0	0	0	0	0	0	0	0	0	0	0	
Numbers and Lottery	Male	0	0	0	0	0	0	0	0	0	0	0	0	0	0	0	0	0	0	0	0	0	0	0	
	Female	0	0	0	0	0	0	0	0	0	0	0	0	0	0	0	0	0	0	0	0	0	0	0	
All Other Gambling	Male	0	0	0	0	0	0	0	0	0	0	0	0	0	0	0	0	0	0	0	0	0	0	0	
	Female	0	0	0	0	0	0	0	0	0	0	0	0	0	0	0	0	0	0	0	0	0	0	0	
Total Gambling Violations:	Male	0	0	0	0	0	0	0	0	0	0	0	0	0	0	0	0	0	0	0	0	0	0	0	
	Female	0	0	0	0	0	0	0	0	0	0	0	0	0	0	0	0	0	0	0	0	0	0	0	
Miscellaneous:		24																							
Offenses Against the Family and Children	Male	1	0	0	0	6	0	0	0	4	1	0	0	0	1	0	0	0	0	0	0	0	0	0	
	Female	0	1	0	1	8	0	0	0	1	7	0	0	0	0	0	0	0	0	0	0	0	0	0	
Driving Under the Influence	Male	2	2	1	1	150	2	0	0	15	117	0	4	0	12	0	5	10	2	2	6	0	0	0	
	Female	2	0	0	0	64	2	0	0	5	53	0	1	0	3	0	0	2	0	1	1	0	0	0	
Liquor Laws	Male	1	0	0	0	20	0	0	0	0	20	0	0	0	0	0	0	1	0	0	0	1	0	0	
	Female	0	0	0	0	6	1	0	0	1	4	0	0	0	0	0	0	0	0	0	0	0	0	0	
Drunkenness	Male	0	0	0	0	0	0	0	0	0	0	0	0	0	0	0	0	0	0	0	0	0	0	0	
	Female	0	0	0	0	0	0	0	0	0	0	0	0	0	0	0	0	0	0	0	0	0	0	0	
Disorderly Conduct	Male	2	0	0	0	30	0	0	0	0	23	0	3	0	4	0	2	1	0	1	0	0	0	0	
	Female	0	0	0	0	12	0	0	0	0	11	0	0	0	1	0	0	0	0	0	0	0	0	0	
Vagrancy	Male	0	0	0	0	42	0	0	0	0	40	0	2	0	0	0	0	0	0	0	0	0	0	0	
	Female	0	0	0	0	5	0	0	0	0	5	0	0	0	0	0	0	0	0	0	0	0	0	0	
All Other Offenses (Except Traffic)	Male	48	21	11	10	765	2	0	0	129	564	0	0	0	67	3	24	26	3	14	8	1	2	0	
	Female	17	10	8	2	467	0	0	0	50	403	0	0	0	14	0	3	5	2	2	1	0	0	0	
Suspicion	Male	0	0	0	0	0	0	0	0	0	0	0	0	0	0	0	0	0	0	0	0	0	0	0	
	Female	0	0	0	0	0	0	0	0	0	0	0	0	0	0	0	0	0	0	0	0	0	0	0	
Total Miscellaneous Violations:	Male	54	23	12	11	1,013	4	0	0	148	765	0	9	0	84	3	31	38	5	17	14	2	2	0	
	Female	19	11	8	3	562	3	0	0	57	483	0	1	0	18	0	3	7	2	3	2	0	0	0	
Human Trafficking:		24																							
Human Trafficking/ Commercial Sex Acts	Male	0	0	0	0	2	0	0	0	0	2	0	0	0	0	0	0	0	0	0	0	0	0	0	
	Female	0	0	0	0	1	0	0	0	0	1	0	0	0	0	0	0	0	0	0	0	0	0	0	
Human Trafficking/ Involuntary Servitude	Male	0	0	0	0	0	0	0	0	0	0	0	0	0	0	0	0	0	0	0	0	0	0	0	
	Female	0	0	0	0	0	0	0	0	0	0	0	0	0	0	0	0	0	0	0	0	0	0	0	
Total Human Trafficking Violations:	Male	0	0	0	0	2	0	0	0	0	2	0	0	0	0	0	0	0	0	0	0	0	0	0	
	Female	0	0	0	0	1	0	0	0	0	1	0	0	0	0	0	0	0	0	0	0	0	0	0	
Total Arrests:	Male	68	27	15	12	1,969	6	1	1	229	1,537	0	22	0	166	7	48	57	7	27	20	3	3	0	
24 Years of Age	Female	24	13	9	4	1,185	4	0	0	99	1,021	0	6	0	55	0	8	10	2	3	5	0	0	1	
Total:		92	40	24	16	3,154	10	1	1	328	2,558	0	28	0	221	7	56	67	9	30	25	3	3	1	

2018 State of Nevada Arrest Information

Arrests - Ages State Totals 2018		COUNTY: Humboldt	Humboldt Co	Winnemucca PD	Lander Co	Lincoln Co	COUNTY: Lyon	Lyon Co	Yerington PD	Mineral Co	Nye Co	COUNTY: Pershing	Love/lock PD	Pershing Co	Storey Co	COUNTY: Washoe	Reno PD	Reno-Tahoe Airport Auth	Spar/ks PD	UNR	Washoe School Dist	Washoe Co	Reno Muni Court	White Pine Co	COUNTY: Statewide	NDI	NHP - Southern	NHP - Northeastern	NHP - Northwestern	Capitol Police	Fire Marshal	DOWL	Secretary	Attorney General	YTD		
Gambling:		24																												YTD							
Bookmaking (Horse and Sport Book)	Male	0	0	0	0	0	0	0	0	0	0	0	0	0	0	0	0	0	0	0	0	0	0	0	0	0	0	0	0	0	0	0	0	0	0	0	
	Female	0	0	0	0	0	0	0	0	0	0	0	0	0	0	0	0	0	0	0	0	0	0	0	0	0	0	0	0	0	0	0	0	0	0	0	0
Numbers and Lottery	Male	0	0	0	0	0	0	0	0	0	0	0	0	0	0	0	0	0	0	0	0	0	0	0	0	0	0	0	0	0	0	0	0	0	0	0	0
	Female	0	0	0	0	0	0	0	0	0	0	0	0	0	0	0	0	0	0	0	0	0	0	0	0	0	0	0	0	0	0	0	0	0	0	0	0
All Other Gambling	Male	0	0	0	0	0	0	0	0	0	0	0	0	0	0	0	0	0	0	0	0	0	0	0	0	0	0	0	0	0	0	0	0	0	0	0	0
	Female	0	0	0	0	0	0	0	0	0	0	0	0	0	0	0	0	0	0	0	0	0	0	0	0	0	0	0	0	0	0	0	0	0	0	0	0
Total Gambling Violations:		Male	0	0	0	0	0	0	0	0	0	0	0	0	0	0	0	0	0	0	0	0	0	0	0	0	0	0	0	0	0	0	0	0	0	0	0
	Female	0	0	0	0	0	0	0	0	0	0	0	0	0	0	0	0	0	0	0	0	0	0	0	0	0	0	0	0	0	0	0	0	0	0	0	0
Miscellaneous:		24																												YTD							
Offenses Against the Family and Children	Male	1	1	0	1	0	0	0	0	0	1	0	0	0	0	8	2	0	3	0	0	3	0	0	1	0	0	0	1	0	0	0	0	0	0	0	19
	Female	0	0	0	0	0	0	0	0	0	0	0	0	0	0	8	5	0	2	0	0	1	0	0	3	1	0	1	1	0	0	0	0	0	0	0	20
Driving Under the Influence	Male	1	0	1	3	0	1	1	0	1	1	0	0	0	0	50	32	0	6	2	0	10	0	0	69	1	47	6	14	0	0	1	0	0	0	0	295
	Female	0	0	0	0	0	2	2	0	1	2	0	0	0	0	14	10	0	3	0	0	1	0	0	31	0	28	0	3	0	0	0	0	0	0	0	118
Liquor Laws	Male	0	0	0	2	0	0	0	0	0	0	0	0	0	0	6	6	0	0	0	0	0	0	0	0	0	0	0	0	0	0	0	0	0	0	0	30
	Female	0	0	0	0	0	0	0	0	0	0	0	0	0	0	0	0	0	0	0	0	0	0	0	0	0	0	0	0	0	0	0	0	0	0	0	6
Drunkenness	Male	0	0	0	0	0	0	0	0	0	2	0	0	0	0	0	0	0	0	0	0	0	0	0	2	0	0	1	1	0	0	0	0	0	0	0	4
	Female	0	0	0	0	0	0	0	0	0	3	0	0	0	0	0	0	0	0	0	0	0	0	0	0	0	0	0	0	0	0	0	0	0	0	0	3
Disorderly Conduct	Male	0	0	0	0	0	0	0	0	0	0	0	0	0	0	1	0	0	0	1	0	0	0	0	0	0	0	0	0	0	0	0	0	0	0	0	36
	Female	0	0	0	0	0	0	0	0	0	0	0	0	0	0	0	0	0	0	0	0	0	0	0	0	0	0	0	0	0	0	0	0	0	0	0	12
Vagrancy	Male	0	0	0	0	0	0	0	0	0	1	0	0	0	0	0	0	0	0	0	0	0	0	0	0	0	0	0	0	0	0	0	0	0	0	0	43
	Female	0	0	0	0	0	0	0	0	0	0	0	0	0	0	1	1	0	0	0	0	0	0	0	0	0	0	0	0	0	0	0	0	0	0	0	6
All Other Offenses (Except Traffic)	Male	5	5	0	5	0	4	4	0	0	11	4	1	3	6	242	141	0	51	0	1	49	0	3	65	3	44	5	13	0	0	0	0	0	0	1,231	
	Female	0	0	0	0	0	3	3	0	1	15	0	0	0	4	93	46	0	23	0	0	24	0	3	18	2	11	1	4	0	0	0	0	0	0	639	
Suspicion	Male	0	0	0	0	0	0	0	0	0	0	0	0	0	0	0	0	0	0	0	0	0	0	0	0	0	0	0	0	0	0	0	0	0	0	0	
	Female	0	0	0	0	0	0	0	0	0	0	0	0	0	0	0	0	0	0	0	0	0	0	0	0	0	0	0	0	0	0	0	0	0	0	0	0
Total Miscellaneous Violations:		Male	7	6	1	11	0	5	5	0	1	16	4	1	3	6	307	181	0	60	3	1	62	0	3	137	4	91	12	29	0	0	1	0	0	1,658	
	Female	0	0	0	0	0	5	5	0	2	20	0	0	0	4	116	62	0	28	0	0	26	0	3	52	3	39	2	8	0	0	0	0	0	0	804	
Human Trafficking:		24																												YTD							
Human Trafficking/ Commercial Sex Acts	Male	0	0	0	0	0	0	0	0	0	0	0	0	0	0	0	0	0	0	0	0	0	0	0	0	0	0	0	0	0	0	0	0	0	0	2	
	Female	0	0	0	0	0	0	0	0	0	0	0	0	0	0	0	0	0	0	0	0	0	0	0	0	0	0	0	0	0	0	0	0	0	0	0	1
Human Trafficking/ Involuntary Servitude	Male	0	0	0	0	0	0	0	0	0	0	0	0	0	0	0	0	0	0	0	0	0	0	0	0	0	0	0	0	0	0	0	0	0	0	0	
	Female	0	0	0	0	0	0	0	0	0	0	0	0	0	0	0	0	0	0	0	0	0	0	0	0	0	0	0	0	0	0	0	0	0	0	0	0
Total Human Trafficking Violations:		Male	0	0	0	0	0	0	0	0	0	0	0	0	0	0	0	0	0	0	0	0	0	0	0	0	0	0	0	0	0	0	0	0	0	0	2
	Female	0	0	0	0	0	0	0	0	0	0	0	0	0	0	0	0	0	0	0	0	0	0	0	0	0	0	0	0	0	0	0	0	0	0	0	1
Total Arrests:		Male	9	6	3	11	1	16	13	3	2	24	5	2	3	6	439	258	0	92	3	1	85	0	4	149	11	94	14	29	0	0	1	0	0	2,838	
24 Years of Age		Female	1	0	1	0	0	14	14	0	3	26	1	0	1	4	171	104	0	35	0	0	32	0	3	61	6	42	2	11	0	0	0	0	0	1,525	
Total:		10	6	4	11	1	30	27	3	5	50	6	2	4	10	610	362	0	127	3	1	117	0	7	210	17	136	16	40	0	0	1	0	0	4,363		

2018 State of Nevada Arrest Information

Arrests - Ages State Totals 2018		Carson City So	COUNTY: Churchill	Churchill Co	Fallon PD	COUNTY: Clark	Boulder PD	Clark Co School Dist	College of SNV	Henderson PD	LV Metro	LV Fire & Rescue	Measquite PD	NLV Fire & Rescue	NLV PD	UNLV PD	Douglas Co	COUNTY: Elko	Carlin PD	Blair PD	Blair Co	West Wendover PD	Esmeralda Co	Eureka Co		
Index Crime:		25 - 29																								
Murder and Nonnegligent Manslaughter	Male	0	0	0	0	20	0	0	0	1	17	0	0	0	2	0	0	1	0	1	0	0	0	0		
Murder and Nonnegligent Manslaughter	Female	0	0	0	0	7	0	0	0	0	7	0	0	0	0	0	0	0	0	0	0	0	0	0		
Manslaughter by Negligence	Male	0	0	0	0	1	0	0	0	0	1	0	0	0	0	0	0	0	0	0	0	0	0	0		
Manslaughter by Negligence	Female	0	0	0	0	0	0	0	0	0	0	0	0	0	0	0	0	0	0	0	0	0	0	0		
Rape	Male	1	0	0	0	44	0	0	0	1	37	0	0	0	0	0	0	0	0	0	0	0	0	0		
Rape	Female	0	0	0	0	1	0	0	0	0	1	0	0	0	0	0	0	0	0	0	0	0	0	0		
Robbery	Male	0	0	0	0	154	1	0	0	18	128	0	0	0	6	1	0	4	0	4	0	0	0	0		
Robbery	Female	1	0	0	0	39	0	0	0	4	33	0	0	0	2	0	0	0	0	0	0	0	0	0		
Aggravated Assault (Return A - 4a-d)	Male	32	2	2	0	432	0	1	0	23	308	0	0	0	99	1	6	2	0	4	0	0	0	0		
Aggravated Assault (Return A - 4a-d)	Female	10	0	0	0	139	0	0	0	6	92	0	1	0	40	0	1	5	3	0	2	0	0	2		
Burglary - Breaking or Entering	Male	16	12	9	3	294	2	3	0	34	226	0	2	0	25	2	3	7	0	5	1	1	0	1		
Burglary - Breaking or Entering	Female	6	2	2	0	127	0	0	0	16	102	0	3	0	6	0	2	0	0	0	0	0	0	0		
Larceny - Theft (Except Motor Vehicle Theft)	Male	12	3	1	2	491	1	0	0	135	322	0	3	0	29	1	12	10	1	7	2	0	0	1		
Larceny - Theft (Except Motor Vehicle Theft)	Female	5	1	1	0	341	0	1	0	71	242	0	1	0	26	0	4	3	0	3	0	0	0	0		
Motor Vehicle Theft	Male	1	0	0	0	50	0	0	0	2	38	0	0	0	9	1	1	0	0	0	0	0	0	0		
Motor Vehicle Theft	Female	1	0	0	0	20	0	0	0	2	18	0	0	0	0	0	0	0	0	0	0	0	0	0		
Arson	Male	0	2	2	0	5	0	0	0	1	2	0	0	0	1	1	0	0	0	0	0	0	0	0		
Arson	Female	0	0	0	0	0	0	0	0	0	0	0	0	0	0	0	0	0	0	0	0	0	0	0		
Total Index Crimes Violations:		Male	62	19	14	5	1,491	4	4	0	215	1,079	0	5	0	177	7	19	28	3	17	7	1	0	2	
		Female	23	3	3	0	674	0	1	0	99	495	0	5	0	74	0	7	8	3	3	2	0	2		
Other Offenses:		25 - 29																								
Other Assaults (Return A - 4e)	Male	13	5	3	2	1,818	6	0	0	170	1,557	0	16	0	63	6	26	23	0	12	6	5	0	1		
Other Assaults (Return A - 4e)	Female	1	3	2	1	1,080	1	0	0	98	928	0	4	0	48	1	10	13	0	6	5	2	0	2		
Forgery and Counterfeiting	Male	0	1	0	1	34	0	0	0	1	28	0	0	0	5	0	1	1	0	0	0	1	1	0	0	
Forgery and Counterfeiting	Female	0	0	0	0	21	0	0	0	1	18	0	1	0	0	1	0	0	0	2	0	0	0	0	0	
Fraud	Male	3	1	1	0	159	0	0	0	15	143	0	0	0	1	0	3	2	0	1	1	0	0	0		
Fraud	Female	6	0	0	0	68	0	0	0	7	58	0	0	0	3	0	1	1	0	0	1	0	0	0		
Embezzlement	Male	2	0	0	0	13	0	0	0	2	10	0	0	0	1	0	2	1	0	0	1	0	0	0		
Embezzlement	Female	0	0	0	0	17	0	0	0	5	12	0	0	0	0	0	0	0	0	0	0	0	0	0		
Stolen Property; Buying, Receiving, Possessing	Male	4	3	3	0	218	0	0	1	17	175	0	0	0	25	0	2	2	0	1	0	1	0	0		
Stolen Property; Buying, Receiving, Possessing	Female	1	1	1	0	61	0	0	0	8	45	0	0	0	8	0	1	1	0	0	1	0	0	0		
Vandalism	Male	1	0	0	0	134	1	0	0	15	111	0	1	0	6	0	2	0	0	2	0	0	0	0		
Vandalism	Female	3	0	0	0	39	0	0	0	5	32	0	0	0	2	0	0	0	0	0	0	0	0	0		
Weapons; Carrying, Possessing, etc.	Male	2	0	0	0	283	1	1	0	29	234	0	0	0	18	0	1	9	0	7	2	0	0	0		
Weapons; Carrying, Possessing, etc.	Female	0	0	0	0	24	0	0	0	1	18	0	0	0	5	0	0	0	0	0	0	0	0	1		
Total Other Offense Violations:		Male	25	10	7	3	2,659	8	1	1	249	2,258	0	17	0	119	6	35	40	0	21	12	7	1	1	
		Female	11	4	3	1	1,310	1	0	1	125	1,111	0	5	0	67	1	17	17	0	6	9	2	0	3	
Prostitution and Commercialized Vice:		25 - 29																								
Prostitution	Male	0	0	0	0	47	0	0	0	0	47	0	0	0	0	0	0	0	0	0	0	0	0	0	0	
Prostitution	Female	0	0	0	0	697	0	0	0	0	697	0	0	0	0	0	0	0	0	0	0	0	0	0	0	
Assisting or Promoting Prostitution	Male	0	0	0	0	5	0	0	0	0	5	0	0	0	0	0	0	0	0	0	0	0	0	0	0	
Assisting or Promoting Prostitution	Female	0	0	0	0	1	0	0	0	0	1	0	0	0	0	0	0	0	0	0	0	0	0	0	0	
Purchasing Prostitution	Male	0	0	0	0	2	0	0	0	0	2	0	0	0	0	0	0	0	0	0	0	0	0	0	0	
Purchasing Prostitution	Female	0	0	0	0	0	0	0	0	0	0	0	0	0	0	0	1	0	1	0	0	0	0	0		
Total Prostitution & Commercialized Vice Violations:		Male	0	0	0	0	54	0	0	0	54	0	0	0	0	0	0	0	0	0	0	0	0	0	0	
		Female	0	0	0	0	698	0	0	0	698	0	0	0	0	0	1	0	1	0	0	0	0	0		
Sex Offenses (Except Forcible Rape and Prostitution)		25 - 29																								
Sex Offenses (Except Forcible Rape and Prostitution)	Male	1	1	0	1	70	0	0	0	1	69	0	0	0	0	0	1	0	0	0	0	0	0	0	0	
Sex Offenses (Except Forcible Rape and Prostitution)	Female	0	0	0	0	13	0	0	0	0	13	0	0	0	0	0	1	0	0	0	0	0	0	0	0	
Drug Abuse Violations:		25 - 29																								
Sale/Manufacturing:		9	1	1	0	289	1	0	0	18	254	0	7	0	9	0	9	14	0	6	5	3	2	0		
Opium or Cocaine and Their Derivatives (Morphine, Heroin, Codeine)	Male	0	0	0	0	77	0	0	0	0	76	0	0	0	1	0	3	1	0	1	0	0	0	0		
Opium or Cocaine and Their Derivatives (Morphine, Heroin, Codeine)	Female	1	0	0	0	9	0	0	0	0	9	0	0	0	0	0	0	0	0	0	0	0	0	0		
Marijuana	Male	0	0	0	0	80	0	0	0	0	76	0	1	0	3	0	0	1	0	1	0	0	0	0		
Marijuana	Female	0	0	0	0	5	0	0	0	0	4	0	1	0	0	0	0	0	0	0	0	0	0	0		
Synthetic Narcotics - Manufactured Narcotics Which Can Cause True Drug Addiction (Demerol, Methadone)	Male	4	0	0	0	26	1	0	0	0	24	0	1	0	0	0	1	7	0	4	3	0	0	0		
Synthetic Narcotics - Manufactured Narcotics Which Can Cause True Drug Addiction (Demerol, Methadone)	Female	4	0	0	0	4	0	0	0	0	4	0	0	0	0	0	0	3	0	0	2	1	2	0		
Other - Dangerous Nonnarcotic Drugs (Barbiturates, Benzadrine)	Male	0	1	1	0	71	0	0	0	14	49	0	4	0	4	0	4	1	0	0	0	1	0	0		
Other - Dangerous Nonnarcotic Drugs (Barbiturates, Benzadrine)	Female	0	0	0	0	17	0	0	0	4	12	0	0	0	1	0	1	1	0	0	0	1	0	0		
Possession:		20	7	5	2	1,210	2	1	3	159	853	0	29	0	163	0	33	19	6	5	7	1	2	0		
Opium or Cocaine and Their Derivatives (Morphine, Heroin, Codeine)	Male	9	0	0	0	151	0	0	0	10	118	0	1	0	22	0	5	2	0	2	0	0	0	0		
Opium or Cocaine and Their Derivatives (Morphine, Heroin, Codeine)	Female	2	0	0	0	49	0	0	0	1	43	0	0	0	5	0	0	1	0	1	0	0	0	0		
Marijuana	Male	4	0	0	0	78	0	0	1	4	59	0	3	0	11	0	2	0	0	0	0	0	0	0		
Marijuana	Female	3	0	0	0	10	0	0	0	0	4	0	6	0	0	0	0	1	1	0	0	0	0	0		
Synthetic Narcotics - Manufactured Narcotics Which Can Cause True Drug Addiction (Demerol, Methadone)	Male	2	1	1	0	178	0	0	0	10	167	0	0	0	1	0	1	6	4	1	1	0	1	0		
Synthetic Narcotics - Manufactured Narcotics Which Can Cause True Drug Addiction (Demerol, Methadone)	Female	0	3	1	2	60	1	0	2	5	57	0	0	0	0	0	0	3	1	0	2	0	0	0		
Other - Dangerous Nonnarcotic Drugs (Barbiturates, Benzadrine)	Male	0	2	2	0	514	1	0	0	82	317	0	11	0	103	0	13	5	0	1	3	1	1	0		
Other - Dangerous Nonnarcotic Drugs (Barbiturates, Benzadrine)	Female	0	1	1	0	170	0	1	0	47	93	0	8	0	21	0	12	1	0	0	1	0	0	0		
Total Drug Abuse Violations:		Male	19	4	4	0	1,175	2	0	1	120	886	0	21	0	145	0	29	23	4	10	7	2	2	0	
		Female	10	4	2	2	324	1	1	2	57	221	0	15	0	27	0	13	10	2	1	5	2	2		

2018 State of Nevada Arrest Information

Arrests - Ages State Totals 2018		2018 State of Nevada Arrest Information																						
		Carson City So	COUNTY: Churchill	Churchill Co	Fallon PD	COUNTY: Clark	Boulder PD	Clark Co School Dist	College of SNV	Henderson PD	LV Metro	LV Fire & Rescue	Mesquite PD	NLV Fire & Rescue	NLV PD	UNLV PD	Douglas Co	COUNTY: Elko	Carlin PD	Elko PD	Elko CO	West Wendover PD	Esmeralda Co	Eureka Co
Gambling:		25 - 29																						
Bookmaking (Horse and Sport Book)	Male	0	0	0	0	0	0	0	0	0	0	0	0	0	0	0	0	0	0	0	0	0	0	0
	Female	0	0	0	0	0	0	0	0	0	0	0	0	0	0	0	0	0	0	0	0	0	0	0
Numbers and Lottery	Male	0	0	0	0	0	0	0	0	0	0	0	0	0	0	0	0	0	0	0	0	0	0	0
	Female	0	0	0	0	0	0	0	0	0	0	0	0	0	0	0	0	0	0	0	0	0	0	0
All Other Gambling	Male	0	0	0	0	0	0	0	0	0	0	0	0	0	0	0	0	0	0	0	0	0	0	0
	Female	0	0	0	0	0	0	0	0	0	0	0	0	0	0	0	0	0	0	0	0	0	0	0
Total Gambling Violations:	Male	0	0	0	0	0	0	0	0	0	0	0	0	0	0	0	0	0	0	0	0	0	0	
	Female	0	0	0	0	0	0	0	0	0	0	0	0	0	0	0	0	0	0	0	0	0	0	
Miscellaneous:		25 - 29																						
Offenses Against the Family and Children	Male	1	3	1	2	29	0	0	0	7	17	0	3	0	2	0	0	1	0	1	0	0	0	0
	Female	1	3	1	2	29	0	0	0	7	20	0	1	0	1	0	0	1	0	1	0	0	0	0
Driving Under the Influence	Male	23	13	5	8	689	9	0	0	63	563	0	5	0	48	1	27	23	0	9	7	7	0	1
	Female	7	11	4	7	271	3	0	0	35	213	0	2	0	17	1	10	5	2	0	2	1	0	0
Liquor Laws	Male	3	1	0	1	111	1	0	0	10	99	0	0	0	1	0	3	3	1	0	2	0	0	1
	Female	3	0	0	0	17	0	0	0	2	15	0	0	0	0	0	0	0	0	0	0	0	0	0
Drunkenness	Male	0	1	0	1	1	1	0	0	0	0	0	0	0	0	0	2	1	0	1	0	0	0	0
	Female	0	0	0	0	0	0	0	0	0	0	0	0	0	0	0	0	1	0	0	1	0	0	0
Disorderly Conduct	Male	6	2	0	2	140	3	5	2	6	107	0	10	0	7	0	17	9	0	7	1	1	0	1
	Female	0	1	0	1	49	0	4	0	2	34	0	1	0	8	0	4	2	1	0	1	0	0	0
Vagrancy	Male	2	0	0	0	316	0	0	0	0	315	0	0	0	1	0	0	0	0	0	0	0	0	0
	Female	0	0	0	0	60	0	0	2	0	58	0	0	0	0	0	0	0	0	0	0	0	0	0
All Other Offenses (Except Traffic)	Male	203	76	38	38	4,749	3	4	0	758	3,643	0	2	0	334	5	77	128	3	60	58	7	4	0
	Female	83	40	19	21	2,461	3	0	0	330	2,021	0	1	0	106	0	26	49	3	26	16	4	3	0
Suspicion	Male	0	0	0	0	0	0	0	0	0	0	0	0	0	0	0	0	0	0	0	0	0	0	0
	Female	0	0	0	0	0	0	0	0	0	0	0	0	0	0	0	0	0	0	0	0	0	0	0
Total Miscellaneous Violations:	Male	238	96	44	52	6,035	17	9	2	844	4,744	0	20	0	393	6	126	165	4	78	68	15	4	3
	Female	94	55	24	31	2,887	6	4	2	376	2,361	0	5	0	132	1	40	58	6	27	20	5	3	0
Human Trafficking:		25 - 29																						
Human Trafficking/ Commercial Sex Acts	Male	0	0	0	0	1	0	0	0	0	1	0	0	0	0	0	0	0	0	0	0	0	0	0
	Female	0	0	0	0	1	0	0	0	0	1	0	0	0	0	0	0	0	0	0	0	0	0	0
Human Trafficking/ Involuntary Servitude	Male	0	0	0	0	0	0	0	0	0	0	0	0	0	0	0	0	0	0	0	0	0	0	0
	Female	0	0	0	0	0	0	0	0	0	0	0	0	0	0	0	0	0	0	0	0	0	0	0
Total Human Trafficking Violations:	Male	0	0	0	0	1	0	0	0	0	1	0	0	0	0	0	0	0	0	0	0	0	0	0
	Female	0	0	0	0	1	0	0	0	0	1	0	0	0	0	0	0	0	0	0	0	0	0	0
Total Arrests:	Male	345	130	69	61	11,485	31	14	4	1,429	9,091	0	63	0	834	19	210	256	11	126	94	25	7	6
25 - 29 Years of Age	Female	138	66	32	34	5,907	8	6	4	657	4,900	0	30	0	300	2	73	94	11	38	36	9	5	5
Total:		483	196	101	95	17,392	39	20	8	2,086	13,991	0	93	0	1,134	21	283	350	22	164	130	34	12	11

2018 State of Nevada Arrest Information

Arrests - Ages State Totals 2018		Carson City So	COUNTY: Churchill	Churchill Co	Fallon PD	COUNTY: Clark	Boulder PD	Clark Co School Dist	College of SNV	Henderson PD	LV Metro	LV Fire & Rescue	Mesquite PD	NLV Fire & Rescue	NLV PD	UNLV PD	Douglas Co	COUNTY: Elko	Carlin PD	Elko PD	Elko CO	West Wendover PD	Esmeralda Co	Eureka Co	
Index Crime:																									
30 - 34																									
Murder and Nonnegligent Manslaughter	Male	0	0	0	0	21	0	0	0	0	21	0	0	0	0	0	0	0	0	0	0	0	0	0	0
	Female	0	0	0	0	0	0	0	0	0	0	0	0	0	0	0	0	0	0	0	0	0	0	0	0
Manslaughter by Negligence	Male	0	0	0	0	0	0	0	0	0	0	0	0	0	0	0	0	0	0	0	0	0	0	0	0
	Female	0	0	0	0	0	0	0	0	0	0	0	0	0	0	0	0	0	0	0	0	0	0	0	0
Rape	Male	0	0	0	0	47	0	0	0	1	44	0	0	0	2	0	1	0	0	0	0	0	0	0	0
	Female	0	0	0	0	1	0	0	0	0	1	0	0	0	0	0	0	0	0	0	0	0	0	0	0
Robbery	Male	0	0	0	0	86	0	0	0	9	77	0	1	0	4	0	0	1	0	0	0	0	0	0	0
	Female	0	0	0	0	31	0	0	0	3	24	0	0	0	4	0	0	0	0	0	0	0	0	0	0
Aggravated Assault (Return A - 4a-d)	Male	30	2	2	0	344	0	1	0	16	261	0	0	0	66	0	1	13	2	5	5	1	0	0	0
	Female	10	0	0	0	145	0	5	0	8	96	0	0	0	36	0	0	4	1	0	3	0	0	0	0
Burglary - Breaking or Entering	Male	15	7	6	1	227	0	3	0	16	190	0	1	0	17	0	2	5	0	3	2	0	0	0	1
	Female	4	2	1	1	76	0	2	0	4	63	0	0	0	7	0	3	1	0	1	0	0	0	0	0
Larceny - Theft (Except Motor Vehicle Theft)	Male	14	4	2	2	369	0	0	0	79	262	0	4	0	23	1	8	4	0	1	3	0	0	0	0
	Female	14	2	1	1	300	0	0	0	92	182	0	5	0	21	0	3	3	0	2	1	0	0	0	0
Motor Vehicle Theft	Male	4	0	0	0	42	0	0	0	6	32	0	0	0	3	1	0	1	0	1	0	0	0	0	0
	Female	1	0	0	0	19	0	0	0	3	16	0	0	0	0	0	0	0	0	0	0	0	0	1	0
Arson	Male	0	0	0	0	6	0	0	0	0	2	0	0	0	4	0	0	0	0	0	0	0	0	0	0
	Female	0	0	0	0	1	0	0	0	0	0	0	0	0	1	0	0	0	0	0	0	0	0	0	0
Total Index Crimes Violations:	Male	63	13	10	3	1,142	0	4	0	127	884	0	6	5	119	2	12	24	2	11	10	1	0	1	
	Female	29	4	2	2	1,573	0	7	0	110	382	0	5	0	69	2	6	28	1	3	4	0	1	0	
Other Offenses:																									
30 - 34																									
Other Assaults (Return A - 4e)	Male	3	8	6	2	1,530	4	0	0	152	1,324	0	9	0	40	1	32	24	0	16	6	2	1	0	0
	Female	3	2	2	0	828	2	0	0	88	702	0	3	0	32	1	14	11	0	2	8	1	0	0	0
Forgery and Counterfeiting	Male	1	0	0	0	39	0	0	0	0	37	0	0	0	2	0	1	4	0	1	1	2	0	0	0
	Female	0	0	0	0	16	0	0	0	2	12	0	0	0	0	0	1	3	0	1	1	1	0	0	0
Fraud	Male	2	1	1	1	163	2	0	0	10	148	0	0	0	4	0	5	4	0	1	3	0	0	0	0
	Female	3	0	0	0	72	0	0	0	14	57	0	0	0	1	0	3	0	0	0	0	0	0	0	0
Embezzlement	Male	0	1	0	1	18	0	0	0	1	14	0	0	0	3	0	1	0	0	0	0	0	0	0	0
	Female	0	0	0	0	13	0	0	0	4	9	0	0	0	0	0	0	0	0	0	0	0	0	0	0
Stolen Property; Buying, Receiving, Possessing	Male	0	6	6	0	188	0	0	0	21	150	0	0	0	16	1	6	1	0	0	0	1	0	0	0
	Female	1	2	2	0	65	1	0	0	7	50	0	1	0	6	0	0	0	0	0	0	0	0	0	0
Vandalism	Male	3	3	2	1	136	3	0	0	15	104	0	2	0	14	0	3	3	0	1	2	0	0	0	0
	Female	0	0	0	0	47	0	0	0	1	40	0	1	0	4	1	1	1	0	0	1	0	0	0	0
Weapons; Carrying, Possessing, etc.	Male	1	4	1	3	252	0	0	0	19	209	0	0	0	23	1	4	6	0	1	4	1	0	0	0
	Female	0	0	0	0	26	0	0	0	2	21	0	0	0	3	0	0	1	0	0	1	0	0	0	0
Total Other Offense Violations:	Male	12	24	16	8	2,324	7	0	0	218	1,983	0	11	0	102	3	52	42	0	23	13	6	1	0	
	Female	7	4	4	0	1,067	3	0	0	118	891	0	5	0	48	2	19	16	0	3	11	2	0	0	
Prostitution and Commercialized Vice:																									
30 - 34																									
Prostitution	Male	0	0	0	0	37	0	0	0	0	37	0	0	0	0	0	0	0	0	0	0	0	0	0	0
	Female	0	0	0	0	294	0	0	0	0	294	0	0	0	0	0	0	0	0	0	0	0	0	0	0
Assisting or Promoting Prostitution	Male	0	0	0	0	4	0	0	0	0	4	0	0	0	0	0	0	0	0	0	0	0	0	0	0
	Female	0	0	0	0	3	0	0	0	0	3	0	0	0	0	0	0	0	0	0	0	0	0	0	0
Purchasing Prostitution	Male	0	0	0	0	2	0	0	0	0	2	0	0	0	0	0	0	0	0	0	0	0	0	0	0
	Female	0	0	0	0	0	0	0	0	0	0	0	0	0	0	0	0	0	0	0	0	0	0	0	0
Total Prostitution & Commercialized Vice Violations:	Male	0	0	0	0	43	0	0	0	0	43	0	0	0	0	0	0	0	0	0	0	0	0	0	
	Female	0	0	0	0	297	0	0	0	0	297	0	0	0	0	0	0	0	0	0	0	0	0	0	
Sex Offenses (Except Forcible Rape and Prostitution)																									
30 - 34																									
Sex Offenses (Except Forcible Rape and Prostitution)	Male	2	1	0	1	101	0	0	0	8	92	0	0	0	0	1	1	0	0	0	0	0	0	0	0
	Female	1	0	0	0	7	0	0	0	2	5	0	0	0	0	0	1	0	0	0	0	0	0	0	0
Drug Abuse Violations:																									
30 - 34																									
Sale/Manufacturing:																									
Opium or Cocaine and Their Derivatives (Morphine, Heroin, Codeine)	Male	1	0	0	0	56	0	0	0	1	53	0	0	0	2	0	0	0	0	0	0	0	0	0	0
	Female	0	0	0	0	13	0	0	0	0	13	0	0	0	0	0	1	0	0	0	0	0	0	0	0
Marijuana	Male	1	0	0	0	69	0	0	0	0	69	0	0	0	0	0	0	1	0	1	0	0	0	0	0
	Female	0	0	0	0	5	0	0	0	0	5	0	0	0	0	0	0	0	0	0	0	0	0	0	0
Synthetic Narcotics - Manufactured Narcotics Which Can Cause True Drug Addiction (Demerol, Methadone)	Male	1	0	0	0	38	0	0	0	0	38	0	0	0	0	0	4	2	0	0	1	1	0	0	0
	Female	1	0	0	0	6	1	0	0	0	5	0	0	0	0	0	0	0	0	0	0	0	0	1	0
Other - Dangerous Nonnarcotic Drugs (Barbiturates, Benzadrine)	Male	0	1	1	0	50	0	0	0	5	39	0	3	0	3	0	5	0	0	0	0	0	0	0	0
	Female	0	0	0	0	11	0	0	0	2	8	0	1	0	0	0	0	0	0	0	0	0	0	0	0
Total Possession:	Male	21	8	4	4	1,205	3	2	1	141	868	0	22	0	167	1	36	12	3	4	2	3	0	1	
	Female	11	1	0	1	123	0	0	0	4	98	0	0	0	21	0	5	0	0	0	0	0	0	0	
Opium or Cocaine and Their Derivatives (Morphine, Heroin, Codeine)	Male	1	1	0	1	123	0	0	0	4	98</														

2018 State of Nevada Arrest Information

Arrests - Ages State Totals 2018		Carson City So	COUNTY: Churchill			Churchill Co	Fallon PD	COUNTY: Clark	Boulder PD	Clark Co School Dist	College of SNV	Henderson PD	LV Metro	LV Fire & Rescue	Mesquite PD	NLV Fire & Rescue	NLV PD	UNLV PD	Douglas Co	COUNTY: Elko	Carlin PD	Elko PD	Elko CO	West Wendover PD	Esmeralda Co	Eureka Co

Gambling: 30 - 34

Bookmaking (Horse and Sport Book)	Male	0	0	0	0	0	0	0	0	0	0	0	0	0	0	0	0	0	0	0	0	0	0	0	0
	Female	0	0	0	0	0	0	0	0	0	0	0	0	0	0	0	0	0	0	0	0	0	0	0	0
Numbers and Lottery	Male	0	0	0	0	0	0	0	0	0	0	0	0	0	0	0	0	0	0	0	0	0	0	0	0
	Female	0	0	0	0	0	0	0	0	0	0	0	0	0	0	0	0	0	0	0	0	0	0	0	0
All Other Gambling	Male	0	0	0	0	0	0	0	0	0	0	0	0	0	0	0	0	0	0	0	0	0	0	0	0
	Female	0	0	0	0	0	0	0	0	0	0	0	0	0	0	0	0	0	0	0	0	0	0	0	0
Total Gambling Violations:	Male	0	0	0	0	0	0	0	0	0	0	0	0	0	0	0	0	0	0	0	0	0	0	0	0
	Female	0	0	0	0	0	0	0	0	0	0	0	0	0	0	0	0	0	0	0	0	0	0	0	0

Miscellaneous: 30 - 34

Offenses Against the Family and Children	Male	2	5	0	5	35	0	0	0	14	20	0	0	0	1	0	3	1	0	0	1	0	1	0	
	Female	6	4	0	4	29	0	1	0	2	26	0	0	0	0	0	2	2	0	0	2	0	1	0	
Driving Under the Influence	Male	14	12	6	6	593	6	1	0	48	480	0	12	0	45	1	28	22	3	7	9	3	1	1	
	Female	9	7	4	3	221	3	0	0	28	174	0	1	0	15	0	1	3	0	2	1	0	0	0	
Liquor Laws	Male	3	0	0	0	91	2	0	0	5	79	0	0	0	5	0	0	0	0	0	0	0	0	0	
	Female	0	0	0	0	15	1	0	0	4	9	0	0	0	1	0	3	0	0	0	0	0	0	0	
Drunkenness	Male	0	3	1	2	2	2	0	0	0	0	0	0	0	0	0	6	1	0	1	0	0	0	0	
	Female	0	2	2	0	0	0	0	0	0	0	0	0	0	0	0	0	0	0	0	0	0	0	0	
Disorderly Conduct	Male	4	3	1	2	121	2	2	0	4	98	0	4	0	11	0	12	16	0	6	8	2	0	0	
	Female	1	1	0	1	38	0	1	0	0	26	0	2	0	9	0	5	2	0	1	1	0	0	0	
Vagrancy	Male	0	0	0	0	269	0	0	3	0	265	0	0	0	1	0	0	0	0	0	0	0	0	0	
	Female	0	0	0	0	64	0	0	1	0	62	0	1	0	0	0	0	0	0	0	0	0	0	0	
All Other Offenses (Except Traffic)	Male	218	81	41	40	4,576	4	3	0	698	3,592	0	12	0	252	15	86	107	2	39	58	8	2	0	
	Female	88	45	22	23	1,816	3	6	0	337	1,366	0	3	0	97	4	25	39	5	17	15	2	2	0	
Suspicion	Male	0	0	0	0	0	0	0	0	0	0	0	0	0	0	0	0	0	0	0	0	0	0	2	0
	Female	0	0	0	0	0	0	0	0	0	0	0	0	0	0	0	0	0	0	0	0	0	0	0	0
Total Miscellaneous Violations:	Male	241	104	49	55	5,687	16	6	3	769	4,534	0	28	0	315	16	135	147	5	53	76	13	6	1	
	Female	104	59	28	31	2,183	7	8	1	371	1,663	0	7	0	122	4	36	46	5	20	19	2	3	0	

Human Trafficking: 30 - 34

Human Trafficking/ Commercial Sex Acts	Male	0	0	0	0	3	0	0	0	0	3	0	0	0	0	0	0	0	0	0	0	0	0	0
	Female	0	0	0	0	1	0	0	0	0	1	0	0	0	0	0	0	0	0	0	0	0	0	0
Human Trafficking/ Involuntary Servitude	Male	0	0	0	0	0	0	0	0	0	0	0	0	0	0	0	0	0	0	0	0	0	0	0
	Female	0	0	0	0	0	0	0	0	0	0	0	0	0	0	0	0	0	0	0	0	0	0	0
Total Human Trafficking Violations:	Male	0	0	0	0	3	0	0	0	0	3	0	0	0	0	0	0	0	0	0	0	0	0	0
	Female	0	0	0	0	1	0	0	0	0	1	0	0	0	0	0	0	0	0	0	0	0	0	0

Total Arrests:	Male	335	150	80	70	10,447	24	10	4	1,225	8,439	0	59	0	663	23	230	224	9	89	102	24	7	2
30 - 34 Years of Age	Female	149	68	34	34	4,434	13	17	1	647	3,437	0	29	0	284	6	78	74	7	29	34	4	5	1

Total: 484 218 114 104 14,881 37 27 5 1,872 11,876 0 88 0 947 29 308 298 16 118 136 28 12 3

2018 State of Nevada Arrest Information

Arrests - Ages State Totals 2018		COUNTY: Humboldt	Humboldt Co	Winnemucca PD	Lander Co	Lincoln Co	COUNTY: Lyon	Lyon Co	Yerington PD	Mineral Co	Nye Co	COUNTY: Pershing	Lowell PD	Pershing Co	Storey Co	COUNTY: Washoe	Reno PD	Reno-Tahoe Airport Auth	Sparks PD	UNR	Washoe School Dist	Washoe Co	Reno Muni Court	White Pine Co	COUNTY: statewide	NDI	NIP - Southern	NIP - Northeastern	NIP - Northwestern	Capitol Police	Fire Marshal	DOH/	Secretary of State	Attorney General	30 - 34	
Index Crime:		30 - 34																																		
Murder and Nonnegligent Manslaughter	Male	0	0	0	0	0	0	0	0	0	0	0	0	0	0	0	0	0	0	0	0	0	0	0	0	0	0	0	0	0	0	0	0	0	21	
	Female	0	0	0	0	0	0	0	0	0	0	0	0	0	0	0	0	0	0	0	0	0	0	0	0	0	0	0	0	0	0	0	0	0	0	0
Manslaughter by Negligence	Male	0	0	0	0	0	0	0	0	0	0	0	0	0	0	0	0	0	0	0	0	0	0	0	0	0	0	0	0	0	0	0	0	0	0	
	Female	0	0	0	0	0	0	0	0	0	0	0	0	0	0	0	0	0	0	0	0	0	0	0	0	0	0	0	0	0	0	0	0	0	0	
Rape	Male	0	0	0	0	2	2	0	0	0	0	0	0	0	0	8	5	0	3	0	0	2	0	0	0	0	0	0	0	0	0	0	0	0	58	
	Female	0	0	0	0	0	0	0	0	0	0	0	0	0	0	0	0	0	0	0	0	0	0	0	0	0	0	0	0	0	0	0	0	0	1	
Robbery	Male	0	0	0	0	2	2	0	0	0	0	0	0	0	0	28	17	0	9	0	0	2	0	0	0	0	0	0	0	0	0	0	0	0	117	
	Female	0	0	0	0	0	0	0	0	0	0	0	0	0	0	8	5	0	0	0	0	3	0	0	1	0	1	0	0	0	0	0	0	0	40	
Aggravated Assault (Return A - 4a-d)	Male	0	0	0	1	1	13	13	0	0	7	0	0	0	0	178	101	0	40	0	0	37	0	0	0	0	0	0	0	0	0	0	0	0	590	
	Female	1	1	0	0	3	3	0	0	3	0	0	0	0	0	53	31	0	15	0	0	7	0	0	0	0	0	0	0	0	0	0	0	0	219	
Burglary - Breaking or Entering	Male	0	0	0	0	9	9	0	0	0	0	0	0	0	0	112	53	0	43	0	2	14	0	2	1	0	0	0	1	0	0	0	0	0	381	
	Female	0	0	0	0	1	1	1	0	0	1	0	0	0	0	54	25	0	21	0	0	8	0	0	0	0	0	0	0	0	0	0	0	0	143	
Larceny - Theft (Except Motor Vehicle Theft)	Male	2	0	2	0	1	6	6	0	2	0	0	0	0	0	80	63	0	14	0	0	3	0	0	0	0	0	0	0	0	0	0	0	0	490	
	Female	0	0	0	1	0	14	13	1	0	0	0	0	0	0	74	51	0	20	0	0	3	0	1	2	1	0	0	0	0	0	0	0	1	414	
Motor Vehicle Theft	Male	0	0	0	0	2	2	0	0	0	0	0	0	0	0	45	24	0	14	0	0	7	0	0	0	0	0	0	0	0	0	0	0	0	94	
	Female	0	0	0	0	0	0	0	0	0	0	0	0	0	0	13	5	0	5	0	0	3	0	1	0	0	0	0	0	0	0	0	0	0	35	
Arson	Male	0	0	0	0	0	0	0	0	0	0	0	0	0	0	3	1	0	0	0	0	2	0	0	0	0	0	0	0	0	0	0	0	0	9	
	Female	0	0	0	0	0	0	0	0	0	0	0	0	0	0	1	1	0	0	0	0	0	0	0	0	0	0	0	0	0	0	0	0	0	2	
Total Index Crimes Violations:	Male	2	0	2	1	2	34	34	0	9	0	0	0	0	0	454	264	0	121	0	2	67	0	2	1	0	0	1	0	0	0	0	0	0	1,760	
	Female	1	1	0	1	1	18	17	1	0	4	0	0	0	0	203	118	0	61	0	0	24	0	2	3	1	1	0	0	0	0	0	0	1	854	
Other Offenses:		30 - 34																																		
Other Assaults (Return A - 4e)	Male	14	5	9	3	1	31	31	0	0	1	1	0	1	0	60	44	0	9	0	1	6	0	0	2	1	0	0	0	1	0	0	0	1,211		
	Female	4	3	1	0	2	12	12	0	0	2	1	1	0	1	29	17	0	9	0	0	3	0	0	1	0	0	0	0	0	0	0	0	0	910	
Forgery and Counterfeiting	Male	0	0	0	0	0	2	2	0	0	1	0	0	0	1	9	2	0	4	0	0	3	0	1	1	0	1	0	0	0	0	0	0	0	60	
	Female	1	0	1	0	0	0	0	0	1	0	0	0	0	0	8	2	0	2	0	0	4	0	0	3	2	1	0	0	0	0	0	0	0	33	
Fraud	Male	1	1	0	0	1	5	5	0	0	3	0	0	0	0	63	43	0	14	0	0	6	0	0	0	0	0	0	0	0	0	0	0	0	258	
	Female	1	0	1	0	0	5	5	0	0	1	0	0	0	0	21	10	0	6	0	0	5	0	0	2	1	1	0	0	0	0	0	0	0	108	
Embezzlement	Male	0	0	0	0	0	0	0	0	0	0	0	0	0	0	6	2	0	4	0	0	0	0	0	1	0	1	0	0	0	0	0	0	0	27	
	Female	0	0	0	0	0	0	0	0	2	0	0	0	0	0	3	1	0	2	0	0	0	0	1	0	0	0	0	0	0	0	0	0	0	19	
Stolen Property; Buying, Receiving, Possessing	Male	2	1	1	0	1	1	1	0	0	1	0	0	0	0	19	13	0	5	0	0	1	0	0	1	1	0	0	0	0	0	0	0	0	226	
	Female	0	0	0	0	1	1	1	0	0	0	0	0	0	0	12	4	0	5	0	0	3	0	0	0	0	0	0	0	0	0	0	0	0	81	
Vandalism	Male	1	1	0	0	2	2	0	0	3	0	0	0	0	0	42	27	0	7	0	0	8	0	0	0	0	0	0	0	0	0	0	0	0	196	
	Female	0	0	0	0	0	1	1	0	0	1	0	0	0	0	8	6	0	2	0	0	0	0	0	0	0	0	0	0	0	0	0	0	0	59	
Weapons; Carrying, Possessing, etc.	Male	1	1	0	0	6	6	0	0	4	0	0	0	0	0	22	10	1	5	0	0	6	0	1	13	5	5	1	2	0	0	0	0	0	314	
	Female	0	0	0	0	0	0	0	0	2	0	0	0	0	0	3	1	0	1	0	0	1	0	0	1	1	0	0	0	0	0	0	0	0	33	
Total Other Offense Violations:	Male	19	9	10	3	3	47	47	0	0	13	1	0	1	1	221	141	1	48	0	1	30	0	2	7	9	11	1	3	1	0	0	0	2,792		
	Female	6	3	3	0	2	19	19	0	1	8	1	1	0	1	84	41	0	27	0	0	16	0	1	7	4	3	0	0	0	0	0	0	0	1,243	
Prostitution and Commercialized Vice:		30 - 34																																		
Prostitution	Male	0	0	0	0	0	0	0	0	0	0	0	0	0	0	5	5	0	0	0	0	0	0	0	0	0	0	0	0	0	0	0	0	0	42	
	Female	0	0	0	0	0	0	0	0	0	0	0	0	0	0	1	1	0	0	0	0	0	0	0	0	0	0	0	0	0	0	0	0	0	295	
Assisting or Promoting Prostitution	Male	0	0	0	0	0	0	0	0	0	0	0	0	0	0	0	0	0	0	0	0	0	0	0	0	0	0	0	0	0	0	0	0	0	4	
	Female	0	0	0	0	0	0	0	0	0	0	0	0	0	0	0	0	0	0	0	0	0	0	0	0	0	0	0	0	0	0	0	0	0	3	
Purchasing Prostitution	Male	0	0	0	0	0	0	0	0	0	0	0	0	0	0	0	0	0	0	0	0	0	0	0	0	0	0	0	0	0	0	0	0	0	2	
	Female	0	0	0	0	0	0	0	0	0	0	0	0	0	0	0	0	0	0	0	0	0	0	0	0	0	0	0	0	0	0	0	0	0	0	
Total Prostitution & Commercialized Vice Violations:	Male	0	0	0	0	0	0	0	0	0	0	0	0	0	0	5	5	0	0	0	0	0	0	0	0	0	0	0	0	0	0	0	0	0	48	
	Female	0	0	0	0	0	0	0	0	0	0	0	0	0	0	1	1	0	0	0	0	0	0	0	0	0	0	0	0	0	0	0	0	0	298	
Sex Offenses (Except Forcible Rape and Prostitution)		30 - 34																																		
Sex Offenses (Except Forcible Rape and Prostitution)	Male	0	0	0	0	0	0	0	0	0	0	0	0	0	0	12	8	0	2	0	0	2	0	0	0	0	0	0	0	0	0	0	0	117		
	Female	0	0	0	0	0	0	0	0	0	0	0	0	0	0	4	2	0	0	0	0	1	1	0	0	0	0	0	0	0	0	0	0	0	13	
Drug Abuse Violations:		30 - 34																																		
Sale/Manufacturing:		0 0 0 0 0 7 7 0 1 2 6 0 6 0 11 5 1 4 0 0 1 0 0 19 13 2 3 1 0 0 0 0 0 0 0 1,364																																		
Opium or Cocaine and Their Derivatives (Morphine, Heroin, Codeine)	Male	0	0	0	0	0	0	0	0	0	0	0	0	0	0	1	0	0	0	0	0	1	0	0	0	0	0	0	0	0	0	0	0	0	58	
	Female	0	0	0	0	0	1	1	0	0	0	0	0	0	0	8	5	0	3	0	0	0	0	0	0	0	0	0	0	0	0	0	0	0	24	
Marijuana	Male	0	0	0	0	0	0	0	0	0	0	0	0	0	0	1	0	0	1	0	0	0	0	0	1	1	0	0	0	0	0	0	0	0	73	
	Female	0	0	0	0	0	0	0	0	0	0	0	0	0	0	0	0	0	0	0	0	0	0	0	0	0	0	0	0	0	0	0	0	0	5	
Synthetic Narcotics - Manufactured Narcotics Which Can Cause True Drug Addiction (Demerol, Methadone)	Male	0	0	0																																

2018 State of Nevada Arrest Information

Arrests - Ages State Totals 2018		COUNTY: Humboldt																												YTD						
		Humboldt Co	Winnemucca PD	Lander Co	Lincoln Co	COUNTY: Lyon	Lyon Co	Yerington PD	Mineral Co	Nye Co	COUNTY: Persim	Lovelock PD	Pershing Co	Storey Co	COUNTY: Washoe	Reno PD	Reno-Tahoe Airport Auth	Sparks PD	UNR	Washoe School Dist	Washoe Co	Reno Muni Court	White Pine Co	COUNTY: Statewide	NDI	NHP - Southern	NHP - Northeastern	NHP - Northwestern	Capitol Police	Fire Marshal	DOWL	Secretary of State	Attorney General	30 - 34		
Gambling:		30 - 34																												YTD						
Bookmaking (Horse and Sport Book)	Male	0	0	0	0	0	0	0	0	0	0	0	0	0	0	0	0	0	0	0	0	0	0	0	0	0	0	0	0	0	0	0	0	0	0	
	Female	0	0	0	0	0	0	0	0	0	0	0	0	0	0	0	0	0	0	0	0	0	0	0	0	0	0	0	0	0	0	0	0	0	0	
Numbers and Lottery	Male	0	0	0	0	0	0	0	0	0	0	0	0	0	0	0	0	0	0	0	0	0	0	0	0	0	0	0	0	0	0	0	0	0	0	
	Female	0	0	0	0	0	0	0	0	0	0	0	0	0	0	0	0	0	0	0	0	0	0	0	0	0	0	0	0	0	0	0	0	0	0	
All Other Gambling	Male	0	0	0	0	0	0	0	0	0	0	0	0	0	0	0	0	0	0	0	0	0	0	0	0	0	0	0	0	0	0	0	0	0	0	
	Female	0	0	0	0	0	0	0	0	0	0	0	0	0	0	0	0	0	0	0	0	0	0	0	0	0	0	0	0	0	0	0	0	0	0	0
Total Gambling Violations:		Male	0	0	0	0	0	0	0	0	0	0	0	0	0	0	0	0	0	0	0	0	0	0	0	0	0	0	0	0	0	0	0	0	0	
	Female	0	0	0	0	0	0	0	0	0	0	0	0	0	0	0	0	0	0	0	0	0	0	0	0	0	0	0	0	0	0	0	0	0	0	0
Miscellaneous:		30 - 34																												YTD						
Offenses Against the Family and Children	Male	1	1	0	0	0	5	5	0	0	3	0	0	2	34	18	0	8	0	0	8	0	0	6	1	2	1	2	0	0	0	0	0	0	98	
	Female	1	1	0	0	0	3	1	2	0	3	0	0	2	29	23	0	2	0	0	4	0	2	6	1	2	1	1	0	0	0	0	1	90		
Driving Under the Influence	Male	4	2	2	2	0	16	16	0	2	10	0	0	3	181	99	0	38	2	1	41	0	1	247	0	188	13	45	0	0	1	0	0	1,137		
	Female	0	0	0	1	0	6	5	1	0	1	0	0	2	52	28	0	11	0	0	13	0	1	96	1	73	4	18	0	0	0	0	0	400		
Liquor Laws	Male	0	0	0	2	0	1	1	0	0	0	0	0	0	85	78	0	7	0	0	0	0	0	1	0	1	0	0	0	0	0	0	0	0	183	
	Female	0	0	0	0	0	0	0	0	0	0	0	0	0	18	18	0	0	0	0	0	0	0	0	0	0	0	0	0	0	0	0	0	0	36	
Drunkenness	Male	0	0	0	0	0	1	1	0	2	13	0	0	0	0	0	0	0	0	0	0	0	1	3	0	2	0	1	0	0	0	0	0	0	32	
	Female	0	0	0	0	0	0	0	0	2	10	0	0	0	0	0	0	0	0	0	0	0	1	0	0	0	1	0	0	0	0	0	0	0	15	
Disorderly Conduct	Male	4	2	2	0	0	5	4	1	2	4	0	0	0	17	11	0	3	0	0	3	0	2	1	0	1	0	0	0	0	0	0	0	0	191	
	Female	0	0	0	0	2	2	2	0	1	1	0	0	0	2	1	0	1	0	0	0	0	0	0	0	0	0	0	0	0	0	0	0	0	55	
Vagrancy	Male	0	0	0	0	0	0	0	0	0	8	0	0	0	1	1	0	0	0	0	0	0	0	0	0	0	0	0	0	0	0	0	0	0	0	278
	Female	0	0	0	0	0	0	0	0	0	2	0	0	0	0	0	0	0	0	0	0	0	0	0	0	0	0	0	0	0	0	0	0	0	0	66
All Other Offenses (Except Traffic)	Male	16	13	3	13	0	36	35	1	16	88	4	2	2	20	1,454	918	1	255	6	0	274	0	16	208	20	138	22	27	1	0	0	0	0	6,941	
	Female	5	4	1	6	3	11	11	0	6	36	2	0	2	8	502	265	0	132	0	5	100	0	9	91	12	65	8	6	0	0	0	0	2,694		
Suspicion	Male	0	0	0	0	0	0	0	0	0	0	0	0	0	0	0	0	0	0	0	0	0	0	0	0	0	0	0	0	0	0	0	0	0	2	
	Female	0	0	0	0	0	0	0	0	0	0	0	0	0	0	0	0	0	0	0	0	0	0	0	0	0	0	0	0	0	0	0	0	0	0	
Total Miscellaneous Violations:		Male	25	18	7	17	0	64	62	2	22	126	4	2	2	25	1,772	1,125	1	311	8	1	326	0	20	466	21	332	36	75	1	0	1	0	8,862	
	Female	6	5	1	7	5	22	19	3	9	53	2	0	2	12	603	335	0	146	0	5	117	0	12	194	14	140	13	26	0	0	0	0	1	3,356	
Human Trafficking:		30 - 34																												YTD						
Human Trafficking/ Commercial Sex Acts	Male	0	0	0	0	0	0	0	0	0	0	0	0	0	0	0	0	0	0	0	0	0	0	0	0	0	0	0	0	0	0	0	0	0	3	
	Female	0	0	0	0	0	0	0	0	0	0	0	0	0	0	0	0	0	0	0	0	0	0	0	0	0	0	0	0	0	0	0	0	0	0	1
Human Trafficking/ Involuntary Servitude	Male	1	0	1	0	0	0	0	0	0	0	0	0	0	0	0	0	0	0	0	0	0	0	0	0	0	0	0	0	0	0	0	0	0	1	
	Female	0	0	0	0	0	0	0	0	0	0	0	0	0	0	0	0	0	0	0	0	0	0	0	0	0	0	0	0	0	0	0	0	0	0	
Total Human Trafficking Violations:		Male	1	0	1	0	0	0	0	0	0	0	0	0	0	0	0	0	0	0	0	0	0	0	0	0	0	0	0	0	0	0	0	0	0	4
	Female	0	0	0	0	0	0	0	0	0	0	0	0	0	0	0	0	0	0	0	0	0	0	0	0	0	0	0	0	0	0	0	0	0	0	1
Total Arrests:		Male	47	27	20	21	7	158	155	3	24	154	25	2	23	26	2,476	1,545	4	484	11	4	428	0	24	518	46	346	41	80	2	0	1	0	2	14,875
30 - 34 Years of Age		Female	13	9	4	8	8	72	67	5	11	67	12	1	11	13	907	502	0	237	0	6	162	0	16	214	26	146	14	26	0	0	0	0	2	6,150
Total:		Male	60	36	24	29	15	230	222	8	35	221	37	3	34	39	3,383	2,047	4	721	11	10	590	0	40	732	72	492	55	106	2	0	1	0	4	21,025
	Female	19	14	5	15	13	79	76	8	20	70	13	1	12	25	1,504	837	0	143	0	11	162	0	27	241	52	160	18	52	0	0	0	0	2	14,875	

2018 State of Nevada Arrest Information

Arrests - Ages State Totals 2018		Carson City So	COUNTY: Churchill	Churchill Co	Fallon PD	COUNTY: Clark	Boulder PD	Clark Co School Dist	College of NV	Henderson PD	LV Metro	LV Fire & Rescue	Mequite PD	NLV Fire & Rescue	NLV PD	UNLV PD	Douglas Co	COUNTY: Elko	Carlin PD	Elio PD	Elio CO	West Wendover PD	Esmeraldas Co	Esribe Co	
Index Crime:		35 - 39																							
Murder and Nonnegligent Manslaughter	Male	0	0	0	0	12	0	0	0	1	8	0	0	0	3	0	0	1	0	1	0	0	0	0	
	Female	0	0	0	0	4	0	0	0	0	3	0	0	0	1	0	0	0	0	0	0	0	0	0	
Manslaughter by Negligence	Male	0	0	0	0	0	0	0	0	0	0	0	0	0	0	0	0	0	0	0	0	0	0	0	
	Female	0	0	0	0	0	0	0	0	0	0	0	0	0	0	0	0	0	0	0	0	0	0	0	
Rape	Male	1	0	0	0	33	0	0	0	1	30	0	0	0	0	0	0	0	0	0	0	0	0	0	
	Female	0	0	0	0	1	0	0	0	0	1	0	0	0	0	0	0	0	0	0	0	0	0	0	
Robbery	Male	0	0	0	0	79	0	0	0	6	65	1	0	7	0	1	2	0	2	0	0	0	0	0	
	Female	0	0	0	0	19	0	0	0	3	14	0	0	2	0	0	0	0	0	0	0	0	0	0	
Aggravated Assault (Return A - 4a-d)	Male	22	0	0	0	259	0	1	0	12	197	0	2	0	47	0	2	5	0	0	4	1	0	0	
	Female	9	0	0	0	95	0	9	0	5	50	0	0	31	0	1	0	0	0	0	0	0	0	0	
Burglary - Breaking or Entering	Male	17	1	0	1	166	0	2	0	12	127	0	3	0	22	0	4	5	2	2	1	0	0	1	
	Female	16	4	2	2	74	0	0	0	6	61	0	0	7	0	0	0	0	0	0	0	0	0	0	
Larceny - Theft (Except Motor Vehicle Theft)	Male	5	4	1	3	318	0	0	0	70	215	0	7	0	25	1	8	3	0	2	1	0	0	0	
	Female	10	4	0	4	215	1	1	0	57	142	0	0	14	0	4	2	0	1	1	0	0	0	0	
Motor Vehicle Theft	Male	2	2	0	2	17	0	0	0	3	12	0	1	0	1	0	0	2	0	0	1	1	0	0	
	Female	2	0	0	0	20	0	0	0	2	15	0	1	0	2	0	0	1	0	1	0	0	0	0	
Arson	Male	0	1	1	0	1	0	0	0	0	1	0	0	0	0	0	0	0	0	0	0	0	0	0	
	Female	0	0	0	0	2	0	0	0	0	2	0	0	0	0	0	0	0	0	0	0	0	0	0	
Total Index Crimes Violations:	Male	47	8	2	6	885	0	3	0	105	655	0	14	0	107	1	15	18	2	7	7	2	0	1	
	Female	37	8	2	6	430	1	10	0	73	288	0	1	0	57	0	5	3	0	2	1	0	0	0	
Other Offenses:		35 - 39																							
Other Assaults (Return A - 4e)	Male	5	6	4	2	1,303	4	1	0	132	1,122	0	7	0	36	1	26	21	0	8	7	6	0	0	
	Female	0	5	4	1	629	1	0	0	71	511	0	9	0	37	0	11	11	0	4	5	2	0	0	
Forgery and Counterfeiting	Male	0	0	0	0	42	0	1	0	3	34	0	1	0	3	0	0	3	0	1	1	1	0	0	
	Female	1	0	0	0	17	0	0	0	0	16	0	1	0	0	0	0	0	0	3	0	0	0	0	
Fraud	Male	4	1	1	0	140	0	0	0	13	125	0	0	2	0	4	2	0	0	2	0	0	0	0	
	Female	3	1	0	1	53	0	0	0	7	43	0	0	3	0	2	2	0	0	1	1	0	0	0	
Embezzlement	Male	1	0	0	0	14	0	0	0	0	14	0	0	0	0	1	0	0	0	0	0	0	0	0	
	Female	2	0	0	0	8	0	0	0	1	6	0	1	0	0	0	0	0	0	0	0	0	0	0	
Stolen Property; Buying, Receiving, Possessing	Male	0	2	1	1	162	0	0	0	27	124	0	1	0	10	0	2	1	1	0	0	0	0	0	
	Female	0	0	0	0	43	0	0	0	1	37	0	1	0	4	0	1	1	0	1	0	0	0	0	
Vandalism	Male	3	1	1	0	106	0	0	0	7	91	0	1	0	7	0	2	4	0	1	3	0	0	0	
	Female	0	0	0	0	24	0	0	0	1	20	0	1	0	2	0	0	0	0	0	0	0	0	0	
Weapons; Carrying, Possessing, etc.	Male	2	1	0	1	200	3	0	1	16	156	0	0	12	2	1	6	2	1	3	0	0	0	0	
	Female	0	2	2	0	27	1	0	0	3	23	0	0	0	0	0	0	1	0	1	0	0	0	0	
Total Other Offense Violations:	Male	15	11	7	4	1,967	7	2	1	198	1,676	0	10	0	70	3	36	37	3	11	16	7	0	0	
	Female	6	8	6	2	801	2	0	0	84	656	0	13	0	46	0	14	18	0	6	9	3	0	0	
Prostitution and Commercialized Vice:		35 - 39																							
Prostitution	Male	0	0	0	0	27	0	0	0	0	27	0	0	0	0	0	1	0	0	0	0	0	0	0	
	Female	0	0	0	0	132	0	0	0	0	132	0	0	0	0	0	0	0	0	0	0	0	0	0	
Assisting or Promoting Prostitution	Male	0	0	0	0	5	0	0	0	0	5	0	0	0	0	0	0	0	0	0	0	0	0	0	
	Female	0	0	0	0	0	0	0	0	0	0	0	0	0	0	0	0	0	0	0	0	0	0	0	
Purchasing Prostitution	Male	0	0	0	0	2	0	0	0	0	2	0	0	0	0	0	0	2	0	2	0	0	0	0	
	Female	0	0	0	0	0	0	0	0	0	0	0	0	0	0	0	0	0	0	0	0	0	0	0	
Total Prostitution & Commercialized Vice Violations:	Male	0	0	0	0	34	0	0	0	0	34	0	0	0	0	0	1	2	0	2	0	0	0	0	
	Female	0	0	0	0	132	0	0	0	0	132	0	0	0	0	0	0	0	0	0	0	0	0	0	
Sex Offenses (Except Forcible Rape and Prostitution)		35 - 39																							
Sex Offenses (Except Forcible Rape and Prostitution)	Male	7	1	0	1	72	0	0	0	9	62	0	1	0	0	0	0	2	1	1	0	0	0	1	
	Female	0	0	0	0	14	0	0	0	3	11	0	0	0	0	0	1	1	0	1	0	0	0	0	
Drug Abuse Violations:		35 - 39																							
Sale/Manufacturing:		6																							
Opium or Cocaine and Their Derivatives (Morphine, Heroin, Codeine)	Male	1	0	0	0	48	0	0	0	0	48	0	0	0	0	0	1	0	0	0	0	0	0	0	
	Female	2	0	0	0	6	0	0	0	0	6	0	0	0	0	0	0	0	0	0	0	0	0	0	
Marijuana	Male	0	0	0	0	43	0	0	0	0	43	0	0	0	0	0	0	3	2	1	0	0	0	0	
	Female	0	0	0	0	2	0	0	0	0	2	0	0	0	0	0	0	2	0	1	0	1	0	0	
Synthetic Narcotics - Manufactured Narcotics Which Can Cause True Drug Addiction (Demerol, Methadone)	Male	2	0	0	0	26	0	0	0	0	26	0	0	0	0	0	0	3	0	1	0	2	0	0	
	Female	1	0	0	0	13	0	0	0	0	12	0	0	0	0	1	0	4	1	1	0	2	0	0	
Other - Dangerous Nonnarcotic Drugs (Barbiturates, Benzadrine)	Male	0	0	0	0	61	0	1	0	12	42	0	3	0	3	0	3	0	0	0	0	0	0	0	
	Female	0	0	0	0	20	0	0	0	2	17	0	1	0	0	0	0	0	0	0	0	0	0	0	
Total Drug Abuse Violations:	Male	13	2	1	1	1,004	2	7	2	122	721	0	20	0	129	1	21	20	4	5	9	2	1	0	
	Female	3	0	0	0	82	0	0	0	3	67	0	0	0	12	0	2	4	0	2	1	1	0	0	
Opium or Cocaine and Their Derivatives (Morphine, Heroin, Codeine)	Male	7	0	0	0	82	0	0	0	3	67	0	0	0	12	0	2	4	0	2	1	1	0	0	
	Female	3	0	0	0	34	0	0	0	2	24	0	0	0	8	0	2	1	0	0	1	0	0	0	
Marijuana	Male	2	0	0	0	46	0	0	0	2	32	0	6	0	6	0	1	0	0	0	0	0	0	0	
	Female	0	0	0	0	6	0	0	0	0	2	0	3	0	1	0	1	0	0	0	0	0	0	0	
Synthetic Narcotics - Manufactured Narcotics Which Can Cause True Drug Addiction (Demerol, Methadone)	Male	1	1	0	1	166	1	0	1	6	157	0	0	0	1	0	5	1	1	2	1	1	0		
	Female	2	0	0	0	56	1	0	1	8	44	0	2	0	0	0	5	2	2	1	0	0	0		
Other - Dangerous Nonnarcotic Drugs (Barbiturates, Benzadrine)	Male	0	0	0	0	460	0	5	0	62	312	0	5	0	76	0	11	1	0	0	1	0	0		
	Female	0	1	1	0	154	0	2	0	39	83	0	4	0	26	0	4	4	1	0	3	0	0		
Total Drug Abuse Violations:	Male	13	1	0	1	932	1	6	1	85	727	0	14	0	97	1	18	16	3	5	4	4	1	0	
	Female	8	1	1	0	291	1	2	1	51	190	0	10	0	35	1	7	16	3	4	5	3	0	0	

2018 State of Nevada Arrest Information

Arrests - Ages State Totals 2018		Carson City So	COUNTY: Churchill	Churchill Co	Fallon PD	COUNTY: Clark	Boulder PD	Clark Co School Dist	College of SNV	Henderson PD	LV Metro	LV Fire & Rescue	Mesquite PD	NLV Fire & Rescue	NLV PD	UNLV PD	Douglas Co	COUNTY: Elko	Carlin PD	Elko PD	Elko CO	West Wendover PD	Esmeralda Co	Eureka Co
-------------------------------------	--	----------------	-------------------	--------------	-----------	---------------	------------	----------------------	----------------	--------------	----------	------------------	-------------	-------------------	--------	---------	------------	--------------	-----------	---------	---------	------------------	--------------	-----------

Gambling: 35 - 39

Bookmaking (Horse and Sport Book)	Male	0	0	0	0	0	0	0	0	0	0	0	0	0	0	0	0	0	0	0	0	0	0	0
	Female	0	0	0	0	0	0	0	0	0	0	0	0	0	0	0	0	0	0	0	0	0	0	0
Numbers and Lottery	Male	0	0	0	0	0	0	0	0	0	0	0	0	0	0	0	0	0	0	0	0	0	0	0
	Female	0	0	0	0	0	0	0	0	0	0	0	0	0	0	0	0	0	0	0	0	0	0	0
All Other Gambling	Male	0	0	0	0	0	0	0	0	0	0	0	0	0	0	0	0	1	0	0	1	0	0	0
	Female	0	0	0	0	0	0	0	0	0	0	0	0	0	0	0	0	0	0	0	0	0	0	0
Total Gambling Violations:	Male	0	0	0	0	0	0	0	0	0	0	0	0	0	0	0	0	1	0	0	1	0	0	0
	Female	0	0	0	0	0	0	0	0	0	0	0	0	0	0	0	0	0	0	0	0	0	0	0

Miscellaneous: 35 - 39

Offenses Against the Family and Children	Male	3	2	0	2	20	0	2	0	4	11	0	1	0	2	0	3	0	0	0	0	0	0	0
	Female	2	1	0	1	24	0	0	0	6	15	0	2	0	1	0	1	0	0	0	0	0	0	0
Driving Under the Influence	Male	14	13	6	7	463	6	0	0	69	352	0	6	0	30	0	17	21	6	6	6	3	0	0
	Female	4	9	3	6	154	0	0	0	17	127	0	5	0	5	0	6	7	3	3	1	0	0	0
Liquor Laws	Male	1	0	0	0	116	0	0	0	19	95	0	0	0	2	0	1	0	0	0	0	0	0	0
	Female	1	0	0	0	29	1	0	0	10	18	0	0	0	0	0	2	0	0	0	0	0	0	0
Drunkenness	Male	0	2	0	2	1	1	0	0	0	0	0	0	0	0	0	3	0	0	0	0	0	0	0
	Female	0	0	0	0	0	0	0	0	0	0	0	0	0	0	0	0	1	0	0	1	0	0	0
Disorderly Conduct	Male	5	1	0	1	90	1	1	0	3	80	0	1	0	4	0	12	7	1	5	1	0	0	0
	Female	2	1	0	1	24	1	1	0	1	16	0	2	0	3	0	5	3	0	1	1	1	0	0
Vagrancy	Male	0	0	0	0	377	1	0	0	0	374	0	1	0	1	0	0	0	0	0	0	0	0	0
	Female	0	0	0	0	91	0	0	0	0	89	0	1	0	1	0	0	0	0	0	0	0	0	0
All Other Offenses (Except Traffic)	Male	169	48	25	23	4,049	2	2	1	620	3,177	0	6	0	238	3	41	88	4	39	36	9	3	1
	Female	87	36	23	13	1,475	1	2	0	259	1,127	0	5	0	81	0	18	55	5	29	17	4	3	0
Suspicion	Male	0	0	0	0	0	0	0	0	0	0	0	0	0	0	0	0	0	0	0	0	0	0	0
	Female	0	0	0	0	0	0	0	0	0	0	0	0	0	0	0	0	0	0	0	0	0	0	0
Total Miscellaneous Violations:	Male	192	66	31	35	5,116	11	5	1	715	4,089	0	15	0	277	3	77	116	11	50	43	12	3	1
	Female	96	47	26	21	1,797	3	3	0	293	1,392	0	15	0	91	0	32	66	8	33	20	5	3	0

Human Trafficking: 35 - 39

Human Trafficking/ Commercial Sex Acts	Male	0	0	0	0	4	0	0	0	0	4	0	0	0	0	0	0	0	0	0	0	0	0	0
	Female	0	0	0	0	1	0	0	0	0	1	0	0	0	0	0	0	0	0	0	0	0	0	0
Human Trafficking/ Involuntary Servitude	Male	0	0	0	0	0	0	0	0	0	0	0	0	0	0	0	0	0	0	0	0	0	0	0
	Female	0	0	0	0	0	0	0	0	0	0	0	0	0	0	0	0	0	0	0	0	0	0	0
Total Human Trafficking Violations:	Male	0	0	0	0	4	0	0	0	0	4	0	0	0	0	0	0	0	0	0	0	0	0	0
	Female	0	0	0	0	1	0	0	0	0	1	0	0	0	0	0	0	0	0	0	0	0	0	0

Total Arrests:	Male	274	87	40	47	9,010	19	16	3	1,112	7,247	0	54	0	551	8	147	192	20	76	71	25	4	3
35 - 39 Years of Age	Female	147	64	35	29	3,466	7	15	1	504	2,670	0	39	0	229	1	59	104	12	46	35	11	3	0
Total:		421	151	75	76	12,476	26	31	4	1,616	9,917	0	93	0	780	9	206	296	32	122	106	36	7	3

2018 State of Nevada Arrest Information

Arrests - Ages State Totals 2018		COUNTY: Humboldt	Humboldt Co	Winnemucca PD	Lander Co	Lincoln Co	COUNTY: Lyon	Lyon Co	Yerington PD	Mineral Co	Nye Co	COUNTY: Pershing	LoveLock PD	Pershing Co	Storey Co	COUNTY: Washoe	Reno PD	Reno-Tahoe Airport Auth	Sparks PD	UNR	Washoe School Dist	Washoe Co	Reno Muni Court	White Pine Co	COUNTY: Statewide	NDI	NHP - Southern	NHP - Northeastern	NHP - Northwestern	Capitol Police	Fire Marshal	DOWL	Secretary of State	Attorney General	35 - 39		
Gambling:		35 - 39																												YTD							
Bookmaking (Horse and Sport Book)	Male	0	0	0	0	0	0	0	0	0	0	0	0	0	0	0	0	0	0	0	0	0	0	0	0	0	0	0	0	0	0	0	0	0	0	0	
	Female	0	0	0	0	0	0	0	0	0	0	0	0	0	0	0	0	0	0	0	0	0	0	0	0	0	0	0	0	0	0	0	0	0	0	0	0
Numbers and Lottery	Male	0	0	0	0	0	0	0	0	0	0	0	0	0	0	0	0	0	0	0	0	0	0	0	0	0	0	0	0	0	0	0	0	0	0	0	0
	Female	0	0	0	0	0	0	0	0	0	0	0	0	0	0	0	0	0	0	0	0	0	0	0	0	0	0	0	0	0	0	0	0	0	0	0	0
All Other Gambling	Male	0	0	0	0	0	0	0	0	0	0	0	0	0	0	0	0	0	0	0	0	0	0	0	0	0	0	0	0	0	0	0	0	0	0	0	1
	Female	0	0	0	0	0	0	0	0	0	0	0	0	0	0	0	0	0	0	0	0	0	0	0	0	0	0	0	0	0	0	0	0	0	0	0	0
Total Gambling Violations:	Male	0	0	0	0	0	0	0	0	0	0	0	0	0	0	0	0	0	0	0	0	0	0	0	0	0	0	0	0	0	0	0	0	0	0	1	
	Female	0	0	0	0	0	0	0	0	0	0	0	0	0	0	0	0	0	0	0	0	0	0	0	0	0	0	0	0	0	0	0	0	0	0	0	
Miscellaneous:		35 - 39																												YTD							
Offenses Against the Family and Children	Male	0	0	0	0	0	6	6	0	2	4	0	0	0	0	24	17	0	3	0	0	4	0	0	8	0	3	2	3	0	0	0	0	0	0	72	
	Female	0	0	0	0	0	1	1	0	0	4	0	0	0	1	23	13	0	6	0	0	4	0	0	2	0	1	0	1	0	0	0	0	0	0	0	59
Driving Under the Influence	Male	3	2	1	1	0	7	7	0	4	10	1	1	0	5	130	78	0	23	0	0	29	0	1	179	0	133	9	34	0	0	3	0	0	0	869	
	Female	3	2	1	0	0	3	3	0	0	5	0	0	0	39	24	0	10	0	0	5	0	1	64	0	48	6	10	0	0	0	0	0	0	0	295	
Liquor Laws	Male	0	0	0	0	0	0	0	0	0	1	0	0	0	0	120	115	0	5	0	0	0	0	0	1	0	1	0	0	0	0	0	0	0	0	240	
	Female	0	0	0	0	0	0	0	0	0	0	0	0	0	50	49	0	1	0	0	0	0	0	1	0	1	0	0	0	0	0	0	0	0	0	83	
Drunkenness	Male	0	0	0	0	0	1	1	0	0	9	0	0	0	0	0	0	0	0	0	0	0	0	0	2	1	1	0	0	0	0	0	0	0	0	18	
	Female	1	0	1	0	0	0	0	0	10	0	0	0	0	0	0	0	0	0	0	0	0	0	0	0	0	0	0	0	0	0	0	0	0	0	12	
Disorderly Conduct	Male	0	0	0	0	0	4	3	1	0	5	0	0	0	0	18	7	0	8	0	1	2	0	0	0	0	0	0	0	0	0	0	0	0	0	142	
	Female	1	0	1	0	0	2	1	1	0	1	0	0	0	0	5	2	0	0	0	1	2	0	0	0	0	0	0	0	0	0	0	0	0	0	44	
Vagrancy	Male	0	0	0	0	0	0	0	0	0	8	0	0	0	0	4	4	0	0	0	0	0	0	0	0	0	0	0	0	0	0	0	0	0	0	389	
	Female	0	0	0	0	0	0	0	0	0	4	0	0	0	0	3	1	0	2	0	0	0	0	0	0	0	0	0	0	0	0	0	0	0	0	98	
All Other Offenses (Except Traffic)	Male	25	16	9	2	0	24	23	1	6	66	6	0	6	16	1,178	719	2	208	7	0	242	0	8	178	10	130	14	24	0	0	0	0	0	5,908		
	Female	4	2	2	4	0	9	8	1	14	47	4	1	3	2	440	260	0	96	0	4	80	0	5	65	7	43	7	8	0	0	0	0	0	2,268		
Suspicion	Male	0	0	0	0	0	0	0	0	0	0	0	0	0	0	0	0	0	0	0	0	0	0	0	0	0	0	0	0	0	0	0	0	0	0	0	
	Female	0	0	0	0	0	0	0	0	0	0	0	0	0	0	0	0	0	0	0	0	0	0	0	0	0	0	0	0	0	0	0	0	0	0	0	
Total Miscellaneous Violations:	Male	28	18	10	3	0	42	40	2	12	103	7	1	6	21	1,474	940	2	247	7	1	277	0	9	368	11	268	25	61	0	0	3	0	0	7,638		
	Female	9	4	5	4	0	15	13	2	14	71	4	1	3	3	560	349	0	115	0	5	91	0	6	132	7	93	13	19	0	0	0	0	0	2,859		
Human Trafficking:		35 - 39																												YTD							
Human Trafficking/ Commercial Sex Acts	Male	0	0	0	0	0	0	0	0	0	0	0	0	0	0	0	0	0	0	0	0	0	0	0	0	0	0	0	0	0	0	0	0	0	0	4	
	Female	0	0	0	0	0	0	0	0	0	0	0	0	0	0	0	0	0	0	0	0	0	0	0	0	0	0	0	0	0	0	0	0	0	0	0	1
Human Trafficking/ Involuntary Servitude	Male	1	0	1	0	0	0	0	0	0	0	0	0	0	0	0	0	0	0	0	0	0	0	0	0	0	0	0	0	0	0	0	0	0	0	1	
	Female	1	0	1	0	0	0	0	0	0	0	0	0	0	0	0	0	0	0	0	0	0	0	0	0	0	0	0	0	0	0	0	0	0	0	0	
Total Human Trafficking Violations:	Male	1	0	1	0	0	0	0	0	0	0	0	0	0	0	0	0	0	0	0	0	0	0	0	0	0	0	0	0	0	0	0	0	0	0	5	
	Female	1	0	1	0	0	0	0	0	0	0	0	0	0	0	0	0	0	0	0	0	0	0	0	0	0	0	0	0	0	0	0	0	0	0	2	
Total Arrests:	Male	50	34	16	12	2	93	90	3	18	138	31	2	29	21	2,053	1,277	5	388	10	3	370	0	15	424	30	291	33	65	1	0	3	0	1	12,574		
35 - 39 Years of Age	Female	14	7	7	7	6	51	44	7	18	90	10	2	8	3	810	497	2	195	0	7	109	0	8	147	16	98	13	20	0	0	0	0	0	5,007		
Total:		64	41	23	19	8	144	134	10	36	228	41	4	37	24	2,863	1,774	7	583	10	10	479	0	23	571	46	389	46	85	1	0	3	0	1	17,581		

2018 State of Nevada Arrest Information

Arrests - Ages State Totals 2018		Carson City So	COUNTY: Churchill	Churchill Co	Fallon PD	COUNTY: Clark	Boulder PD	Clark Co School Dist	College of SNV	Henderson PD	LV Metro	LV Fire & Rescue	Mesquite PD	NLV Fire & Rescue	NLV PD	UNLV PD	Douglas Co	COUNTY: Elko	Carlin PD	Elko PD	Elko CO	West Wendover PD	Esmeralda Co	Eureka Co	
Index Crime:		40 - 44																							
Murder and Nonnegligent Manslaughter	Male	0	0	0	0	13	0	0	0	0	9	0	0	0	4	0	2	0	0	0	0	0	0	0	
	Female	0	0	0	0	0	0	0	0	0	0	0	0	0	0	0	0	0	0	0	0	0	0	0	
Manslaughter by Negligence	Male	0	0	0	0	0	0	0	0	0	0	0	0	0	0	0	0	0	0	0	0	0	0	0	
	Female	0	0	0	0	0	0	0	0	0	0	0	0	0	0	0	0	0	0	0	0	0	0	0	
Rape	Male	1	0	0	0	27	0	0	0	2	23	0	0	2	0	1	0	0	0	0	0	0	0	0	
	Female	0	0	0	0	1	0	0	0	0	1	0	0	0	0	0	0	0	0	0	0	0	0	0	
Robbery	Male	1	1	1	0	39	0	0	0	3	34	0	0	2	0	0	1	0	1	0	1	0	0	0	
	Female	0	0	0	0	9	0	0	0	1	7	0	0	0	1	0	0	0	0	0	0	0	0	0	
Aggravated Assault (Return A - 4a-d)	Male	20	1	1	0	178	0	0	0	13	128	0	0	36	1	1	3	0	1	1	1	1	0	0	
	Female	4	0	0	0	90	0	1	0	3	63	0	0	23	0	0	1	1	1	0	0	0	0	0	
Burglary - Breaking or Entering	Male	7	0	0	0	80	0	1	0	13	59	0	1	0	0	3	3	0	2	0	1	0	0	0	
	Female	1	0	0	0	48	1	3	0	4	35	0	0	5	0	1	1	0	1	0	1	0	0	0	
Larceny - Theft (Except Motor Vehicle Theft)	Male	3	5	0	5	224	0	0	0	40	166	0	1	0	16	1	3	1	0	1	0	0	0	0	
	Female	5	1	1	0	169	0	0	1	40	116	0	0	12	0	3	1	0	1	0	1	0	0	0	
Motor Vehicle Theft	Male	1	0	0	0	19	0	0	0	1	15	0	0	2	1	0	2	0	1	0	1	0	0	0	
	Female	0	0	0	0	9	0	0	0	1	5	0	0	3	0	0	0	0	0	0	0	0	0	0	
Arson	Male	0	0	0	0	4	0	0	0	1	2	0	0	1	0	0	0	0	0	0	0	0	0	0	
	Female	0	0	0	0	0	0	0	0	0	0	0	0	0	0	0	0	0	0	0	0	0	0	0	
Total Index Crimes Violations:	Male	33	7	2	5	584	0	1	0	73	436	0	2	0	69	3	10	10	0	6	1	0	0	0	
	Female	10	1	1	0	326	1	4	1	49	227	0	0	44	0	4	3	1	2	0	0	0	0	0	
Other Offenses:		40 - 44																							
Other Assaults (Return A - 4e)	Male	1	6	6	0	819	8	1	0	103	681	0	7	0	19	0	13	9	0	3	5	1	0	0	
	Female	0	2	2	0	426	4	0	0	49	354	0	2	0	16	1	2	3	0	2	1	0	0	1	
Forgery and Counterfeiting	Male	0	0	0	0	17	0	0	0	0	15	0	0	0	2	0	0	1	0	0	1	0	0	0	
	Female	0	0	0	0	10	0	0	0	0	9	0	1	0	0	0	0	0	0	0	0	0	0	0	
Fraud	Male	5	1	1	0	80	0	0	1	10	68	0	0	1	0	0	1	0	0	1	0	0	0	0	
	Female	1	3	2	1	31	0	0	0	2	28	0	0	1	0	1	0	0	0	0	0	0	0	0	
Embezzlement	Male	1	0	0	0	9	0	1	0	1	7	0	0	0	0	0	0	4	0	0	4	0	0	0	
	Female	2	1	0	1	12	0	0	0	1	9	0	0	2	0	0	0	0	0	0	0	0	0	0	
Stolen Property; Buying, Receiving, Possessing	Male	0	0	0	0	107	0	0	0	10	88	0	0	0	9	0	3	0	0	0	0	0	0	0	
	Female	0	0	0	0	33	0	0	0	7	21	0	0	5	0	0	1	0	0	0	0	1	0	0	
Vandalism	Male	0	0	0	0	88	0	0	0	8	69	0	2	0	9	0	1	2	0	0	2	0	0	0	
	Female	0	0	0	0	15	0	0	0	1	12	0	0	2	0	0	0	0	0	0	0	0	0	0	
Weapons; Carrying, Possessing, etc.	Male	3	0	0	0	122	0	0	1	11	105	0	0	5	0	0	5	0	2	3	0	0	0	0	
	Female	0	0	0	0	15	0	1	0	1	12	0	0	1	0	0	0	0	0	0	0	0	0	0	
Total Other Offense Violations:	Male	10	7	7	0	1,242	8	2	2	143	1,033	0	9	0	45	0	17	22	0	9	16	1	0	1	
	Female	3	6	4	2	542	4	1	0	61	445	0	3	0	27	1	3	4	0	2	1	1	0	1	
Prostitution and Commercialized Vice:		40 - 44																							
Prostitution	Male	0	0	0	0	14	0	0	0	0	14	0	0	0	0	0	0	0	0	0	0	0	0	0	
	Female	0	0	0	0	88	0	0	0	0	88	0	0	0	0	0	0	0	0	0	0	0	0	0	
Assisting or Promoting Prostitution	Male	0	0	0	0	1	0	0	0	0	1	0	0	0	0	0	0	0	0	0	0	0	0	0	
	Female	0	0	0	0	0	0	0	0	0	0	0	0	0	0	0	0	0	0	0	0	0	0	0	
Purchasing Prostitution	Male	0	0	0	0	1	0	0	0	0	1	0	0	0	0	0	0	0	0	0	0	0	0	0	
	Female	0	0	0	0	0	0	0	0	0	0	0	0	0	0	0	0	0	0	0	0	0	0	0	
Total Prostitution & Commercialized Vice Violations:	Male	0	0	0	0	16	0	0	0	0	16	0	0	0	0	0	0	0	0	0	0	0	0	0	
	Female	0	0	0	0	88	0	0	0	0	88	0	0	0	0	0	0	0	0	0	0	0	0	0	
Sex Offenses (Except Forcible Rape and Prostitution)		40 - 44																							
Sex Offenses (Except Forcible Rape and Prostitution)	Male	1	1	0	1	51	0	0	0	3	47	0	1	0	0	0	1	0	0	0	0	0	0	0	
	Female	0	0	0	0	7	0	0	0	0	7	0	0	0	0	0	0	0	0	0	0	0	0	0	
Drug Abuse Violations:		40 - 44																							
Sale/Manufacturing:		40 - 44																							
Opium or Cocaine and Their Derivatives (Morphine, Heroin, Codeine)	Male	3	0	0	0	24	0	0	0	0	24	0	0	0	0	0	0	0	0	2	0	2	0	0	
	Female	2	0	0	0	3	0	0	0	0	2	0	0	0	1	0	0	0	0	0	0	0	0	0	
Marijuana	Male	0	0	0	0	24	0	0	0	0	23	0	0	0	1	0	0	0	0	0	0	0	0	0	
	Female	0	0	0	0	0	0	0	0	0	0	0	0	0	0	0	0	0	0	0	0	0	0	0	
Synthetic Narcotics - Manufactured Narcotics Which Can Cause True Drug Addiction (Demerol, Methadone)	Male	0	0	0	0	25	1	0	0	0	22	0	2	0	0	0	1	1	0	0	1	0	0	1	
	Female	0	0	0	0	5	0	0	0	0	5	0	0	0	0	0	0	1	0	0	1	0	0	0	
Other - Dangerous Nonnarcotic Drugs (Barbiturates, Benzedrine)	Male	0	0	0	0	33	0	0	0	7	24	0	0	0	2	0	1	0	0	0	0	0	0	0	
	Female	0	1	1	0	6	0	0	0	1	5	0	0	0	0	0	1	0	0	0	0	0	0	0	
Total Sale/Manufacturing Violations:	Male	16	4	2	2	706	1	0	1	66	517	0	9	0	111	1	10	9	2	2	2	3	0	0	
	Female	0	0	0	0	0	0	0	0	0	0	0	0	0	0	0	0	0	0	0	0	0	0	0	
Opium or Cocaine and Their Derivatives (Morphine, Heroin, Codeine)	Male	8	1	0	1	53	0	0	0	0	44	0	0	0	9	0	1	0	0	0	0	0	0	0	
	Female	7	0	0	0	11	0	0	0	0	10	0	0	1	0	0	2	0	1	0	1	0	0	0	
Marijuana	Male	1	1	1	0	13	0	0	0	2	10	0	0	1	0	0	1	0	0	1	0	0	0	0	
	Female	0	0	0	0	6	0	0	0	0	3	0	3	0	0	0	0	0	0	0	0	0	0	0	
Synthetic Narcotics - Manufactured Narcotics Which Can Cause True Drug Addiction (Demerol, Methadone)	Male	0	2	1	1	120	1	0	0	5	113	0	0	1	0	0	6	2	1	1	2	0	0		
	Female	0	0	0	0	47	0	0	1	2	42	0	0	1	1	0	0	0	0	0	0	0	0	0	
Other - Dangerous Nonnarcotic Drugs (Barbiturates, Benzedrine)	Male	0	0	0	0	347	0	0	0	34	243	0	2	0	68	0	6	0	0	0	0	0	0	0	
	Female	0	0	0	0	109	0	0	0	23	52	0	4	0	30	0	3	0	0	0	0	0	0	0	
Total Drug Abuse Violations:	Male	12	4	2	2	639	2	0	0	48	503	0	4	0	82	0	9	10	2	3	3	2	0	1	
	Female	9	1	1	0	187	0	0	1	26	119	0	7	0	33	1	4	3	0	1	1	1	0	0	

2018 State of Nevada Arrest Information

Arrests - Ages State Totals 2018		Carson City So	COUNTY: Churchill	Churchill Co	Fallon PD	COUNTY: Clark	Boulder PD	Clark Co School Dist	College of SNV	Henderson PD	LV Metro	LV Fire & Rescue	Mesquite PD	NLV Fire & Rescue	NLV PD	UNLV PD	Douglas Co	COUNTY: Elko	Carlin PD	Elko PD	Elko CO	West Wendover PD	Esmeralda Co	Eureka Co	
Gambling:		40 - 44																							
Bookmaking (Horse and Sport Book)	Male	0	0	0	0	0	0	0	0	0	0	0	0	0	0	0	0	0	0	0	0	0	0	0	
	Female	0	0	0	0	0	0	0	0	0	0	0	0	0	0	0	0	0	0	0	0	0	0	0	
Numbers and Lottery	Male	0	0	0	0	0	0	0	0	0	0	0	0	0	0	0	0	0	0	0	0	0	0	0	
	Female	0	0	0	0	0	0	0	0	0	0	0	0	0	0	0	0	0	0	0	0	0	0	0	
All Other Gambling	Male	0	0	0	0	0	0	0	0	0	0	0	0	0	0	0	0	0	0	0	0	0	0	0	
	Female	0	0	0	0	0	0	0	0	0	0	0	0	0	0	0	0	1	0	0	1	0	0	0	
Total Gambling Violations:	Male	0	0	0	0	0	0	0	0	0	0	0	0	0	0	0	0	0	0	0	0	0	0	0	
	Female	0	0	0	0	0	0	0	0	0	0	0	0	0	0	0	0	1	0	0	1	0	0	0	
Miscellaneous:		40 - 44																							
Offenses Against the Family and Children	Male	1	0	0	0	14	0	0	0	3	10	0	0	0	1	0	0	0	0	0	0	0	0	0	
	Female	0	1	0	1	7	0	0	0	3	3	0	1	0	0	0	0	1	0	0	1	0	0	0	
Driving Under the Influence	Male	6	9	4	5	387	5	0	0	44	286	0	9	0	43	0	11	10	4	3	2	1	0	0	
	Female	5	5	3	2	110	1	0	0	20	79	0	3	0	7	0	3	8	0	3	5	0	0	0	
Liquor Laws	Male	3	1	0	1	84	1	0	0	10	72	0	0	0	1	0	2	0	0	0	0	0	0	0	
	Female	1	0	0	0	17	0	0	0	3	13	0	0	0	1	0	1	1	0	0	1	0	0	0	
Drunkenness	Male	0	0	0	0	0	0	0	0	0	0	0	0	0	0	0	1	0	0	0	0	0	0	0	
	Female	0	0	0	0	0	0	0	0	0	0	0	0	0	0	0	0	0	0	0	0	0	0	0	
Disorderly Conduct	Male	5	5	1	4	54	1	0	0	2	40	0	7	0	4	0	6	7	0	1	6	0	0	0	
	Female	1	0	0	0	23	1	1	0	2	12	0	4	0	3	0	0	3	0	2	1	0	0	0	
Vagrancy	Male	0	0	0	0	242	0	0	1	1	239	0	0	0	1	0	0	0	0	0	0	0	0	0	
	Female	0	0	0	0	52	0	0	0	0	51	0	0	0	1	0	0	0	0	0	0	0	0	0	
All Other Offenses (Except Traffic)	Male	85	43	27	16	2,825	1	2	1	447	2,197	0	5	0	170	2	29	51	3	19	25	4	3	2	
	Female	50	15	5	10	904	3	0	0	181	657	0	3	0	58	2	7	22	4	6	8	4	1	0	
Suspicion	Male	0	0	0	0	0	0	0	0	0	0	0	0	0	0	0	0	0	0	0	0	0	0	0	
	Female	0	0	0	0	0	0	0	0	0	0	0	0	0	0	0	0	0	0	0	0	0	0	0	
Total Miscellaneous Violations:	Male	100	58	32	26	3,606	8	2	2	507	2,844	0	21	0	220	2	49	68	7	23	33	5	3	2	
	Female	57	21	8	13	1,113	5	1	0	209	815	0	11	0	70	2	11	35	4	11	16	4	1	0	
Human Trafficking:		40 - 44																							
Human Trafficking/ Commercial Sex Acts	Male	0	0	0	0	3	0	0	0	0	3	0	0	0	0	0	0	0	0	0	0	0	0	0	
	Female	0	0	0	0	1	0	0	0	0	1	0	0	0	0	0	0	0	0	0	0	0	0	0	
Human Trafficking/ Involuntary Servitude	Male	0	0	0	0	0	0	0	0	0	0	0	0	0	0	0	0	0	0	0	0	0	0	0	
	Female	0	0	0	0	0	0	0	0	0	0	0	0	0	0	0	0	0	0	0	0	0	0	0	
Total Human Trafficking Violations:	Male	0	0	0	0	3	0	0	0	0	3	0	0	0	0	0	0	0	0	0	0	0	0	0	
	Female	0	0	0	0	1	0	0	0	0	1	0	0	0	0	0	0	0	0	0	0	0	0	0	
Total Arrests:	Male	156	77	43	34	6,141	18	5	4	774	4,882	0	37	0	416	5	86	110	9	37	53	11	3	3	
40 - 44 Years of Age	Female	79	29	14	15	2,264	10	6	2	345	1,702	0	21	0	174	4	22	46	5	16	19	6	1	1	
Total:		235	106	57	49	8,405	28	11	6	1,119	6,584	0	58	0	590	9	108	156	14	53	72	17	4	4	

2018 State of Nevada Arrest Information

Arrests - Ages State Totals 2018	COUNTY: Humboldt		Humboldt Co	Winnemucca PD	Lander Co	Lincoln Co	COUNTY: Lyon	Lyon Co	Yerington PD	Mineral Co	Nye Co	COUNTY: Pershing	Lovelock PD	Pershing Co	Storey Co	COUNTY: Washoe	Reno PD	Reno-Tahoe Airport-Auth	Sparks PD	UNR	Washoe School Dist	Washoe Co	Reno Muni Court	White Pine Co	COUNTY: Statewide	NDI	NMP - Southern	NMP - Northeastern	NMP - Northwestern	Capitol Police	Fire Marshal	DOJ/L	Secretary of State	Attorney General	40 - 44			
	Male	Female																																				
Index Crime:																																						
40 - 44																																						
Murder and Nonnegligent Manslaughter	Male	0	0	0	0	0	0	0	0	0	0	0	0	0	0	2	0	0	0	0	0	2	0	0	0	0	0	0	0	0	0	0	0	0	0	0	17	
	Female	0	0	0	0	0	0	0	0	0	0	0	0	0	0	1	1	0	0	0	0	0	0	0	0	0	0	0	0	0	0	0	0	0	0	0	0	1
Manslaughter by Negligence	Male	0	0	0	0	0	0	0	0	0	0	0	0	0	0	1	1	0	0	0	0	0	0	0	0	0	0	0	0	0	0	0	0	0	0	0	1	
	Female	0	0	0	0	0	0	0	0	0	0	0	0	0	0	0	0	0	0	0	0	0	0	0	0	0	0	0	0	0	0	0	0	0	0	0	0	
Rape	Male	0	0	0	0	0	0	0	0	0	0	0	0	0	0	2	1	0	1	0	0	0	0	0	0	0	0	0	0	0	0	0	0	0	0	0	31	
	Female	0	0	0	0	0	0	0	0	0	0	0	0	0	0	0	0	0	0	0	0	0	0	0	0	0	0	0	0	0	0	0	0	0	0	0	1	
Robbery	Male	0	0	0	0	0	0	0	0	0	0	0	0	0	0	8	6	0	1	0	0	1	0	0	0	0	0	0	0	0	0	0	0	0	0	50		
	Female	0	0	0	0	0	0	0	0	0	0	0	0	0	0	2	1	0	1	0	0	0	0	0	0	0	0	0	0	0	0	0	0	0	0	11		
Aggravated Assault (Return A - 4a-d)	Male	1	0	1	2	0	2	2	0	0	6	0	0	0	0	1	104	52	0	29	0	23	0	1	1	0	0	0	1	0	0	0	0	0	0	321		
	Female	0	0	0	1	0	2	2	0	0	1	0	0	0	0	44	22	0	19	0	2	0	1	1	0	0	0	0	0	0	0	0	0	0	0	444		
Burglary - Breaking or Entering	Male	0	0	0	0	0	2	2	0	0	0	0	0	0	0	46	32	0	17	1	0	8	0	3	1	0	0	0	0	0	0	0	0	0	0	145		
	Female	0	0	0	0	0	2	2	0	1	0	0	0	0	0	17	4	0	11	0	2	0	1	0	0	0	0	0	0	0	0	0	0	0	0	72		
Larceny - Theft (Except Motor Vehicle Theft)	Male	1	0	1	0	0	4	4	0	0	0	0	0	0	0	37	22	0	9	2	0	4	1	0	0	0	0	0	0	0	0	0	0	0	0	279		
	Female	0	0	0	0	0	8	8	0	0	0	0	0	0	0	42	33	0	9	0	0	0	1	1	0	0	0	0	0	0	0	0	0	0	1	231		
Motor Vehicle Theft	Male	0	0	0	0	0	0	0	0	0	0	0	0	0	0	13	6	0	3	0	0	4	0	0	0	0	0	0	0	0	0	0	0	0	0	35		
	Female	1	0	1	0	0	1	1	0	0	1	0	0	0	0	9	5	0	4	0	0	0	0	0	0	0	0	0	0	0	0	0	0	0	0	21		
Arson	Male	0	0	0	0	0	0	0	0	0	0	0	0	0	0	2	1	0	1	0	0	0	0	0	0	0	0	0	0	0	0	0	0	0	0	6		
	Female	0	0	0	0	0	0	0	0	0	0	0	0	0	0	0	0	0	0	0	0	0	0	0	0	0	0	0	0	0	0	0	0	0	0	0		
Total Index Crimes Violations:	Male	2	0	2	2	0	8	8	0	6	0	0	0	0	1	215	111	0	61	3	0	40	5	2	2	0	0	0	1	0	0	0	0	1	885			
	Female	1	0	1	1	0	13	13	0	3	0	0	0	0	0	115	66	0	44	0	5	0	2	2	1	0	0	0	0	0	0	0	0	1	481			
Other Offenses:																																						
40 - 44																																						
Other Assaults (Return A - 4e)	Male	5	3	3	2	1	14	14	0	0	2	0	0	0	0	42	29	0	8	0	0	5	0	0	0	0	0	0	0	0	0	0	0	0	0	915		
	Female	2	0	2	0	0	7	7	0	0	0	1	0	1	0	15	9	0	5	0	0	1	0	0	0	0	0	0	0	0	0	0	0	0	0	0	459	
Forgery and Counterfeiting	Male	0	0	0	0	0	2	2	0	1	0	2	1	1	0	5	0	1	3	0	0	1	0	0	1	0	0	1	0	1	0	0	0	0	0	0	29	
	Female	0	0	0	0	0	5	5	0	1	0	0	0	0	0	2	0	0	2	0	0	0	0	0	0	0	0	0	0	0	0	0	0	0	0	0	18	
Fraud	Male	0	0	0	0	0	3	3	0	1	0	0	0	0	0	19	11	0	4	0	0	4	0	0	5	0	2	1	0	0	0	0	0	0	0	2	114	
	Female	0	0	0	0	0	3	3	0	0	3	0	0	0	0	6	4	0	2	0	0	0	0	2	0	0	1	0	0	0	0	0	0	0	0	1	50	
Embezzlement	Male	0	0	0	0	0	0	0	0	1	0	0	0	0	0	3	3	0	0	0	0	0	0	0	0	0	0	0	0	0	0	0	0	0	0	0	18	
	Female	0	0	0	0	0	2	2	0	0	0	0	0	0	0	4	0	0	2	0	0	2	0	0	0	0	0	0	0	0	0	0	0	0	0	0	21	
Stolen Property; Buying, Receiving, Possessing	Male	0	0	0	0	0	6	5	1	0	1	1	0	1	1	15	7	0	4	2	0	2	0	0	0	0	0	0	0	0	0	0	0	0	0	134		
	Female	0	0	0	0	0	0	0	0	0	0	0	0	0	0	2	1	0	1	0	0	0	0	0	0	0	0	0	0	0	0	0	0	0	0	36		
Vandalism	Male	1	1	0	0	0	4	4	0	0	1	0	0	0	0	10	9	0	0	0	0	1	0	0	0	0	0	0	0	0	0	0	0	0	0	107		
	Female	0	0	0	0	0	0	0	0	1	0	0	0	0	0	2	1	0	1	0	0	0	0	0	0	0	0	0	0	0	0	0	0	0	0	18		
Weapons; Carrying, Possessing, etc.	Male	2	2	0	1	0	2	2	0	0	4	0	0	0	0	14	9	1	3	0	0	1	0	0	7	0	5	2	0	0	0	0	0	0	0	160		
	Female	0	0	0	0	0	0	0	0	1	0	0	0	0	0	1	0	0	0	0	0	1	0	0	0	0	0	0	0	0	0	0	0	0	0	17		
Total Other Offense Violations:	Male	9	6	3	3	1	30	29	1	2	9	3	1	2	1	108	68	2	22	2	0	14	0	0	13	0	8	3	0	0	0	0	0	2	1,477			
	Female	2	0	2	0	0	17	17	0	1	5	1	0	1	0	32	15	0	13	0	4	0	0	2	0	1	0	0	0	0	0	0	0	0	1	619		
Prostitution and Commercialized Vice:																																						
40 - 44																																						
Prostitution	Male	0	0	0	0	0	0	0	0	2	0	0	0	0	0	6	6	0	0	0	0	0	0	0	0	0	0	0	0	0	0	0	0	0	0	0	22	
	Female	0	0	0	0	0	0	0	0	0	0	0	0	0	0	0	0	0	0	0	0	0	0	0	0	0	0	0	0	0	0	0	0	0	0	88		
Assisting or Promoting Prostitution	Male	0	0	0	0	0	0	0	0	0	0	0	0	0	0	1	0	0	1	0	0	0	0	0	0	0	0	0	0	0	0	0	0	0	0	0	2	
	Female	0	0	0	0	0	0	0	0	0	0	0	0	0	0	0	0	0	0	0	0	0	0	0	0	0	0	0	0	0	0	0	0	0	0	0		
Purchasing Prostitution	Male	0	0	0	0	0	0	0	0	0	0	0	0	0	0	0	0	0	0	0	0	0	0	0	0	0	0	0	0	0	0	0	0	0	0	0		
	Female	0	0	0	0	0	0	0	0	0	0	0	0	0	0	0	0	0	0	0	0	0	0	0	0	0	0	0	0	0	0	0	0	0	0	0		
Total Prostitution & Commercialized Vice Violations:	Male	0	0	0	0	0	0	0	0	2	0	0	0	0	0	7	6	0	0	1	0</																	

2018 State of Nevada Arrest Information

Arrests - Ages State Totals 2018		COUNTY: Humboldt																												YTD					
		Humboldt Co	Winnemucca PD	Lander Co	Lincoln Co	COUNTY: Lyon	Lyon Co	Yerington PD	Mineral Co	Nye Co	COUNTY: Pershing	Lovelock PD	Pershing Co	Storey Co	COUNTY: Washoe	Reno PD	Reno-Tahoe Airport Auth	Sparks PD	UNR	Washoe School Dist	Washoe Co	Reno Muni Court	White Pine Co	COUNTY: Statewide	NDI	NHP - Southern	NHP - Northeastern	NHP - Northwestern	Capitol Police	Fire Marshal	DOWL	Secretary of State	Attorney General	40 - 44	
Gambling:		40 - 44																												YTD					
Bookmaking (Horse and Sport Book)	Male	0	0	0	0	0	0	0	0	0	0	0	0	0	0	0	0	0	0	0	0	0	0	0	0	0	0	0	0	0	0	0	0	0	
	Female	0	0	0	0	0	0	0	0	0	0	0	0	0	0	0	0	0	0	0	0	0	0	0	0	0	0	0	0	0	0	0	0	0	0
Numbers and Lottery	Male	0	0	0	0	0	0	0	0	0	0	0	0	0	0	0	0	0	0	0	0	0	0	0	0	0	0	0	0	0	0	0	0	0	
	Female	0	0	0	0	0	0	0	0	0	0	0	0	0	0	0	0	0	0	0	0	0	0	0	0	0	0	0	0	0	0	0	0	0	0
All Other Gambling	Male	0	0	0	0	0	0	0	0	0	0	0	0	1	0	0	0	0	0	0	0	0	0	0	0	0	0	0	0	0	0	0	0	0	1
	Female	0	0	0	0	0	0	0	0	0	0	0	0	0	0	0	0	0	0	0	0	0	0	0	0	0	0	0	0	0	0	0	0	0	1
Total Gambling Violations:		Male	0	0	0	0	0	0	0	0	0	0	0	1	0	0	0	0	0	0	0	0	0	0	0	0	0	0	0	0	0	0	0	0	1
	Female	0	0	0	0	0	0	0	0	0	0	0	0	0	0	0	0	0	0	0	0	0	0	0	0	0	0	0	0	0	0	0	0	0	1
Miscellaneous:		40 - 44																												YTD					
Offenses Against the Family and Children	Male	0	0	0	0	0	2	2	0	1	4	0	0	0	1	13	4	0	3	0	0	6	0	0	4	0	0	1	1	2	0	0	0	0	40
	Female	0	0	0	0	0	0	0	0	0	5	0	0	0	0	19	16	0	2	0	1	0	0	2	0	1	0	0	0	0	0	0	0	1	35
Driving Under the Influence	Male	6	3	3	4	0	7	7	0	3	5	1	0	1	81	47	1	15	0	0	18	0	0	149	0	108	9	31	0	0	1	0	0	680	
	Female	1	0	1	0	0	3	3	0	0	4	0	0	0	34	21	0	5	0	0	8	0	0	41	0	31	5	5	0	0	0	0	0	214	
Liquor Laws	Male	0	0	0	0	0	0	0	0	0	0	0	0	0	89	87	0	2	0	0	0	0	0	1	0	0	1	0	0	0	0	0	0	180	
	Female	0	0	0	0	0	0	0	0	0	0	0	0	0	44	42	0	1	0	0	1	0	0	0	0	0	0	0	0	0	0	0	0	64	
Drunkenness	Male	0	0	0	0	0	0	0	0	1	7	0	0	0	0	0	0	0	0	0	0	0	0	1	0	0	0	1	0	0	0	0	0	10	
	Female	0	0	0	0	0	0	0	0	1	5	0	0	0	0	0	0	0	0	0	0	0	0	1	0	1	0	0	0	0	0	0	0	7	
Disorderly Conduct	Male	1	0	1	0	2	3	2	1	4	3	0	0	0	11	7	0	3	0	1	0	0	0	0	0	0	0	0	0	0	0	0	0	101	
	Female	0	0	0	0	0	3	3	0	2	1	0	0	0	4	0	0	2	0	0	2	0	0	0	0	0	0	0	0	0	0	0	0	37	
Vagrancy	Male	0	0	0	0	0	0	0	0	0	2	0	0	0	4	3	0	1	0	0	0	0	0	0	0	0	0	0	0	0	0	0	0	248	
	Female	0	0	0	0	0	0	0	0	0	0	0	0	0	0	0	0	0	0	0	0	0	0	0	0	0	0	0	0	0	0	0	0	52	
All Other Offenses (Except Traffic)	Male	10	6	4	3	1	14	13	1	7	66	5	0	5	15	804	483	0	175	0	2	144	0	10	123	9	76	13	25	0	0	0	0	4,096	
	Female	4	3	1	1	0	15	15	0	4	28	2	0	2	4	310	190	1	64	0	1	54	0	0	49	4	33	3	7	2	0	0	0	1,416	
Suspicion	Male	0	0	0	0	0	0	0	0	0	0	0	0	0	0	0	0	0	0	0	0	0	0	0	0	0	0	0	0	0	0	0	0	0	
	Female	0	0	0	0	0	0	0	0	0	0	0	0	0	0	0	0	0	0	0	0	0	0	0	0	0	0	0	0	0	0	0	0	0	0
Total Miscellaneous Violations:		Male	17	9	8	7	3	26	24	2	16	87	6	0	6	17	1,002	631	1	199	0	3	168	0	10	278	9	185	24	59	0	0	1	0	5,355
	Female	5	3	2	1	0	21	21	0	7	43	2	0	2	4	411	269	1	74	0	2	65	0	0	93	4	66	8	12	2	0	0	0	1	1,825
Human Trafficking:		40 - 44																												YTD					
Human Trafficking/ Commercial Sex Acts	Male	0	0	0	0	0	0	0	0	0	0	0	0	0	0	0	0	0	0	0	0	0	0	0	0	0	0	0	0	0	0	0	0	0	3
	Female	0	0	0	0	0	0	0	0	0	0	0	0	0	0	0	0	0	0	0	0	0	0	0	0	0	0	0	0	0	0	0	0	0	1
Human Trafficking/ Involuntary Servitude	Male	0	0	0	0	0	0	0	0	0	0	0	0	0	0	0	0	0	0	0	0	0	0	0	0	0	0	0	0	0	0	0	0	0	0
	Female	0	0	0	0	0	0	0	0	0	0	0	0	0	0	0	0	0	0	0	0	0	0	0	0	0	0	0	0	0	0	0	0	0	0
Total Human Trafficking Violations:		Male	0	0	0	0	0	0	0	0	0	0	0	0	0	0	0	0	0	0	0	0	0	0	0	0	0	0	0	0	0	0	0	0	3
	Female	0	0	0	0	0	0	0	0	0	0	0	0	0	0	0	0	0	0	0	0	0	0	0	0	0	0	0	0	0	0	0	0	0	1
Total Arrests:	Male	29	16	13	12	7	67	64	3	19	107	20	1	19	20	1,351	823	4	288	8	3	225	0	15	307	14	198	28	63	0	0	1	0	3	8,530
40 - 44 Years of Age	Female	8	3	5	2	0	57	57	0	9	53	4	0	4	5	561	351	1	131	0	2	76	0	2	103	6	68	10	14	2	0	0	0	3	3,246
Total:		37	19	18	14	7	124	121	3	28	160	24	1	23	25	1,912	1,174	5	419	8	5	301	0	17	410	20	266	38	77	2	0	1	0	6	11,776

2018 State of Nevada Arrest Information

Arrests - Ages State Totals 2018		Carson City So	COUNTY: Churchill	Churchill Co	Fallon PD	COUNTY: Clark	Boulder PD	Clark Co School Dist	College of SNV	Henderson PD	LV Metro	LV Fire & Rescue	Mesquite PD	NLV Fire & Rescue	NLV PD	UNLV PD	Douglas Co	COUNTY: Elko	Carlin PD	Elko PD	Elko CO	West Wendover PD	Emerald Co	Eureka Co	
Index Crime:		45 - 49																							
Murder and Nonnegligent Manslaughter	Male	1	1	0	1	4	0	0	0	0	4	0	0	0	0	0	0	0	0	0	0	0	0	0	0
	Female	0	0	0	0	1	0	0	0	0	0	0	0	0	0	0	0	0	0	0	0	0	0	0	
Manslaughter by Negligence	Male	0	0	0	0	0	0	0	0	0	0	0	0	0	0	0	0	0	0	0	0	0	0	0	
	Female	0	0	0	0	0	0	0	0	0	0	0	0	0	0	0	0	0	0	0	0	0	0	0	
Rape	Male	0	0	0	0	25	0	0	0	2	20	0	0	0	3	0	0	0	0	0	0	0	0	0	
	Female	0	0	0	0	1	0	0	0	1	0	0	0	0	0	0	0	0	0	0	0	0	0	0	
Robbery	Male	0	0	0	0	23	0	0	0	2	18	0	0	0	3	0	0	0	0	0	0	0	0	0	
	Female	0	0	0	0	7	0	0	0	1	6	0	0	0	0	0	0	0	0	0	0	0	0	0	
Aggravated Assault (Return A - 4a-d)	Male	11	2	2	0	163	0	1	0	16	109	0	0	0	36	1	2	4	1	1	2	0	0	0	
	Female	4	1	0	1	60	0	0	0	1	45	0	0	0	14	0	0	0	0	0	0	0	0	0	
Burglary - Breaking or Entering	Male	3	0	0	0	78	0	1	0	3	65	0	1	0	8	0	3	0	0	0	0	0	0	0	
	Female	1	0	0	0	30	0	0	0	2	23	0	1	0	4	0	0	0	0	0	0	0	0	0	
Larceny - Theft (Except Motor Vehicle Theft)	Male	4	0	0	0	184	0	1	0	28	145	0	2	0	8	0	4	3	0	3	0	0	0	0	
	Female	4	0	0	0	79	0	0	0	19	55	0	1	0	3	1	4	0	0	0	0	0	0	0	
Motor Vehicle Theft	Male	0	0	0	0	14	0	0	0	3	11	0	0	0	0	0	0	1	0	0	0	1	0	0	
	Female	0	0	0	0	2	0	0	0	0	0	0	0	0	0	0	0	1	0	0	1	0	0	0	
Arson	Male	0	0	0	0	0	0	0	0	0	0	0	0	0	0	0	0	0	0	0	0	0	0	0	
	Female	0	0	0	0	0	0	0	0	0	0	0	0	0	0	0	0	0	0	0	0	0	0	0	
Total Index Crimes Violations:	Male	19	3	2	1	491	0	3	0	54	372	0	3	0	58	1	11	8	1	4	2	1	0	0	
	Female	9	1	0	1	180	0	0	0	23	130	0	2	0	24	1	4	1	0	1	0	0	0	0	
Other Offenses:		45 - 49																							
Other Assaults (Return A - 4e)	Male	0	3	3	0	665	5	1	0	77	547	0	7	0	28	0	16	9	0	8	1	0	0	0	
	Female	0	2	1	1	363	2	1	0	56	290	0	4	0	10	0	4	7	0	4	2	1	0	0	
Forgery and Counterfeiting	Male	0	0	0	0	8	0	0	0	0	7	0	0	0	1	0	0	0	0	0	0	0	0	0	
	Female	0	0	0	0	10	0	0	0	1	7	0	1	0	0	1	0	1	0	0	0	0	1	0	
Fraud	Male	3	0	0	0	64	0	0	0	5	57	0	0	0	2	0	0	0	0	0	0	0	0	0	
	Female	1	0	0	0	23	0	0	0	4	18	0	0	0	1	0	0	0	0	0	0	0	0	0	
Embezzlement	Male	1	0	0	0	5	0	0	0	0	5	0	0	0	0	0	0	0	0	0	0	0	0	0	
	Female	1	0	0	0	0	0	0	0	0	0	0	0	0	0	0	0	1	0	0	1	0	0	0	
Stolen Property; Buying, Receiving, Possessing	Male	0	0	0	0	74	1	0	0	7	60	0	0	0	6	0	0	1	0	1	0	0	0	0	
	Female	0	0	0	0	26	0	0	0	4	20	0	0	0	2	0	0	0	0	0	0	0	0	0	
Vandalism	Male	4	0	0	0	43	0	0	0	1	40	0	1	0	1	0	0	0	0	0	0	0	0	0	
	Female	0	0	0	0	14	0	0	0	1	11	0	0	0	2	0	0	0	0	0	0	0	0	0	
Weapons; Carrying, Possessing, etc.	Male	1	1	1	0	98	1	0	0	9	85	0	0	0	3	0	1	2	0	1	1	0	0	0	
	Female	0	1	0	1	7	0	0	0	0	6	0	0	0	1	0	0	0	0	0	0	0	0	0	
Total Other Offense Violations:	Male	9	4	4	0	957	7	1	0	99	801	0	8	0	41	0	17	12	0	10	2	0	0	0	
	Female	2	3	1	2	443	2	1	0	66	352	0	5	0	16	1	8	9	0	4	3	2	0	0	
Prostitution and Commercialized Vice:		45 - 49																							
Prostitution	Male	0	0	0	0	17	0	0	0	0	17	0	0	0	0	0	0	0	0	0	0	0	0	0	0
	Female	0	0	0	0	52	0	0	0	0	52	0	0	0	0	0	0	0	0	0	0	0	0	0	0
Assisting or Promoting Prostitution	Male	0	0	0	0	2	0	0	0	0	2	0	0	0	0	0	0	0	0	0	0	0	0	0	0
	Female	0	0	0	0	0	0	0	0	0	0	0	0	0	0	0	0	0	0	0	0	0	0	0	0
Purchasing Prostitution	Male	0	0	0	0	0	0	0	0	0	0	0	0	0	0	0	0	0	0	0	0	0	0	0	0
	Female	0	0	0	0	0	0	0	0	0	0	0	0	0	0	0	0	0	0	0	0	0	0	0	0
Total Prostitution & Commercialized Vice Violations:	Male	0	0	0	0	19	0	0	0	0	19	0	0	0	0	0	0	0	0	0	0	0	0	0	
	Female	0	0	0	0	52	0	0	0	0	52	0	0	0	0	0	0	0	0	0	0	0	0	0	
Sex Offenses (Except Forcible Rape and Prostitution)		45 - 49																							
Sex Offenses (Except Forcible Rape and Prostitution)	Male	3	0	0	0	64	0	0	0	8	55	0	0	0	1	0	1	0	0	0	0	0	0	0	
	Female	0	0	0	0	7	0	0	0	0	7	0	0	0	0	0	0	0	0	0	0	0	0	0	
Drug Abuse Violations:		45 - 49																							
Sale/Manufacturing:		1																							
Opium or Cocaine and Their Derivatives (Morphine, Heroin, Codeine)	Male	0	0	0	0	20	0	0	0	0	20	0	0	0	0	0	0	0	0	0	0	0	0	0	
	Female	0	0	0	0	4	0	0	0	0	4	0	0	0	0	0	0	0	0	0	0	0	0	0	
Marijuana	Male	0	0	0	0	13	0	0	0	0	13	0	0	0	0	0	0	0	0	0	0	0	0	0	
	Female	0	0	0	0	1	0	0	0	0	1	0	0	0	0	0	0	0	0	0	0	0	0	0	
Synthetic Narcotics - Manufactured Narcotics Which Can Cause True Drug Addiction (Demerol, Methadone)	Male	0	0	0	0	27	2	0	0	1	24	0	0	0	0	0	1	0	0	0	0	0	0	0	
	Female	1	0	0	0	9	0	0	0	0	9	0	0	0	0	0	0	0	0	0	0	0	0	0	
Other - Dangerous Nonnarcotic Drugs (Barbiturates, Benzedrine)	Male	0	0	0	0	43	0	0	0	4	27	0	8	0	4	0	0	0	0	0	0	0	0	0	
	Female	0	0	0	0	8	0	0	0	1	4	0	2	0	1	0	0	0	0	0	0	0	0	0	
Total Drug Abuse Violations:	Male	10	4	1	3	564	2	0	0	60	396	0	13	0	91	2	14	5	2	1	0	2	0	0	
	Female	7	1	0	1	46	0	0	0	1	35	0	0	0	10	0	1	0	0	0	0	0	0	0	
Opium or Cocaine and Their Derivatives (Morphine, Heroin, Codeine)	Male	3	1	0	1	14	0	0	0	0	11	0	0	0	3	0	0	1	0	1	0	0	0	0	
	Female	0	0	0	0	18	0	0	0	1	11	0	3	0	3	0	0	0	0	0	0	0	0	0	
Marijuana	Male	0	0	0	0	3	0	0	0	1	0	0	2	0	0	0	0								

2018 State of Nevada Arrest Information

Arrests - Ages State Totals 2018		Carson City So		COUNTY: Churchill		Churchill Co	Fallon PD	COUNTY: Clark		Boulder PD	Clark Co School Dist	College of SNV	Henderson PD	LV Metro	LV Fire & Rescue	Mesquite PD	NLV Fire & Rescue	NLV PD	UNLV PD	Douglas Co	COUNTY: Elko		Carlin PD	Elko PD	Elko CO	West Wendover PD	Esmeralda Co	Eureka Co		
Gambling:		45 - 49																												
Bookmaking (Horse and Sport Book)	Male	0	0	0	0	0	0	0	0	0	0	0	0	0	0	0	0	0	0	0	0	0	0	0	0	0	0	0	0	0
	Female	0	0	0	0	0	0	0	0	0	0	0	0	0	0	0	0	0	0	0	0	0	0	0	0	0	0	0	0	0
Numbers and Lottery	Male	0	0	0	0	0	0	0	0	0	0	0	0	0	0	0	0	0	0	0	0	0	0	0	0	0	0	0	0	0
	Female	0	0	0	0	0	0	0	0	0	0	0	0	0	0	0	0	0	0	0	0	0	0	0	0	0	0	0	0	0
All Other Gambling	Male	0	0	0	0	0	0	0	0	0	0	0	0	0	0	0	0	0	0	0	0	0	0	0	0	0	0	0	0	0
	Female	0	0	0	0	0	0	0	0	0	0	0	0	0	0	0	0	0	0	0	0	0	0	0	0	0	0	0	0	0
Total Gambling Violations:		Male	0	0	0	0	0	0	0	0	0	0	0	0	0	0	0	0	0	0	0	0	0	0	0	0	0	0	0	0
	Female	0	0	0	0	0	0	0	0	0	0	0	0	0	0	0	0	0	0	0	0	0	0	0	0	0	0	0	0	0
Miscellaneous:		45 - 49																												
Offenses Against the Family and Children	Male	3	2	0	2	11	0	0	0	4	6	0	0	0	1	0	0	0	0	0	0	0	0	0	0	0	0	1	0	
	Female	3	0	0	0	6	0	0	0	0	6	0	0	0	0	0	0	0	0	0	0	0	0	0	0	0	0	0	0	
Driving Under the Influence	Male	8	9	4	5	298	10	1	0	33	220	0	2	0	32	0	9	13	3	5	4	1	1	1	1	1	1	1	1	
	Female	4	5	2	3	130	3	1	0	21	98	0	4	0	3	0	11	4	0	1	2	1	0	0	0	0	0	0	0	
Liquor Laws	Male	5	0	0	0	105	1	0	0	13	88	0	0	0	3	0	0	0	0	0	0	0	0	0	0	0	1	0	0	
	Female	0	0	0	0	21	0	0	0	2	18	0	0	0	1	0	0	0	0	0	0	0	0	0	0	0	0	0	0	
Drunkenness	Male	0	1	0	1	0	0	0	0	0	0	0	0	0	0	0	0	0	3	0	0	0	0	0	0	0	0	0	0	
	Female	0	0	0	0	0	0	0	0	0	0	0	0	0	0	0	0	0	0	0	0	0	0	0	0	0	0	0	0	
Disorderly Conduct	Male	5	1	0	1	51	2	0	0	2	32	0	7	0	7	1	6	7	1	4	2	0	0	0	0	0	0	0	0	
	Female	1	1	1	0	17	2	2	0	1	7	0	1	0	4	0	1	1	0	0	0	1	0	0	0	0	0	0	0	
Vagrancy	Male	0	0	0	0	269	0	0	0	0	266	0	2	0	1	0	0	0	0	0	0	0	0	0	0	0	0	0	0	
	Female	0	0	0	0	80	0	0	0	0	80	0	0	0	0	0	0	0	0	0	0	0	0	0	0	0	0	0	0	
All Other Offenses (Except Traffic)	Male	84	44	24	20	2,421	2	1	0	324	1,932	0	6	0	152	4	35	45	0	16	27	2	5	0	0	0	0	0		
	Female	36	14	6	8	752	2	1	0	156	545	0	0	0	48	0	9	16	1	7	8	0	0	0	0	0	0	0		
Suspicion	Male	0	0	0	0	0	0	0	0	0	0	0	0	0	0	0	0	0	0	0	0	0	0	0	0	0	0	0	0	
	Female	0	0	0	0	0	0	0	0	0	0	0	0	0	0	0	0	0	0	0	0	0	0	0	0	0	0	0	0	
Total Miscellaneous Violations:		Male	105	57	28	29	3,155	15	2	0	376	2,544	0	17	0	196	5	53	65	4	25	33	3	8	1	0	0	0		
	Female	44	20	9	11	1,006	7	4	0	180	754	0	5	0	56	0	21	21	1	8	10	2	0	0	0	0	0	0		
Human Trafficking:		45 - 49																												
Human Trafficking/ Commercial Sex Acts	Male	0	0	0	0	1	0	0	0	0	0	0	0	0	0	0	0	0	0	0	0	0	0	0	0	0	0	0	0	
	Female	0	0	0	0	0	0	0	0	0	0	0	0	0	0	0	0	0	0	0	0	0	0	0	0	0	0	0	0	
Human Trafficking/ Involuntary Servitude	Male	0	0	0	0	0	0	0	0	0	0	0	0	0	0	0	0	0	0	0	0	0	0	0	0	0	0	0	0	
	Female	0	0	0	0	0	0	0	0	0	0	0	0	0	0	0	0	0	0	0	0	0	0	0	0	0	0	0	0	
Total Human Trafficking Violations:		Male	0	0	0	0	1	0	0	0	0	0	0	0	0	0	0	0	0	0	0	0	0	0	0	0	0	0	0	
	Female	0	0	0	0	0	0	0	0	0	0	0	0	0	0	0	0	0	0	0	0	0	0	0	0	0	0	0	0	
Total Arrests:	Male	143	67	35	32	5,239	26	6	0	588	4,196	0	45	0	370	8	91	86	6	39	37	4	8	1	0	0	0	0		
45 - 49 Years of Age	Female	59	25	10	15	1,825	9	5	0	284	1,389	0	18	0	118	2	39	35	2	13	14	6	0	0	0	0	0	0		
Total:		202	92	45	47	7,064	35	11	0	872	5,585	0	63	0	488	10	130	121	8	52	51	10	8	1	0	0	0	0		

2018 State of Nevada Arrest Information

Arrests - Ages State Totals 2018		COUNTY: Humboldt	Humboldt Co	Winnemucca PD	Lander Co	Lincoln Co	COUNTY: Lyon	Lyon Co	Yerington PD	Mineral Co	Nye Co	COUNTY: Pershing	Lowell PD	Pershing Co	Storey Co	COUNTY: Washoe	Reno PD	Reno-Tiabe Airport Auth	Sparks PD	UNR	Washoe School Dist	Washoe Co	Reno Muni Court	White Pine Co	COUNTY: Statewide	NDI	NPP - Southern	NPP - Northeastern	NPP - Northwestern	Capitol Police	Fire Marshal	PDWIL	Secretary of State	Attorney General	45 - 49
Index Crime:																																			
45 - 49																																			
Murder and Nonnegligent Manslaughter	Male	0	0	0	0	0	0	0	0	0	0	0	0	0	0	0	0	0	0	0	0	0	0	0	0	0	0	0	0	0	0	0	0	0	6
	Female	0	0	0	0	0	0	0	0	0	0	0	0	0	0	0	0	0	0	0	0	0	0	0	0	0	0	0	0	0	0	0	0	0	1
Manslaughter by Negligence	Male	0	0	0	0	0	0	0	0	0	0	0	0	0	0	0	0	0	0	0	0	0	0	0	0	0	0	0	0	0	0	0	0	0	
	Female	0	0	0	0	0	0	0	0	0	0	0	0	0	0	0	0	0	0	0	0	0	0	0	0	0	0	0	0	0	0	0	0	0	
Rape	Male	0	0	0	0	0	0	0	0	0	0	0	0	0	0	0	0	0	0	0	0	0	0	0	0	0	0	0	0	0	0	0	0	0	
	Female	0	0	0	0	0	0	0	0	0	0	0	0	0	0	0	0	0	0	0	0	0	0	0	0	0	0	0	0	0	0	0	0	0	
Robbery	Male	0	0	0	0	0	0	0	0	0	0	0	0	0	2	1	0	0	0	0	0	1	0	0	0	0	0	0	0	0	0	0	0	0	
	Female	0	0	0	0	0	0	0	0	0	0	0	0	0	2	1	0	0	0	0	0	0	0	0	0	0	0	0	0	0	0	0	0	0	
Aggravated Assault (Return A - 4a-d)	Male	0	0	0	0	7	7	0	0	4	0	0	0	1	106	57	0	26	0	1	22	0	0	0	0	0	0	0	0	0	0	0	0	0	
	Female	0	0	0	0	1	1	0	0	1	0	0	0	0	32	19	0	10	0	3	0	0	0	0	0	0	0	0	0	0	0	0	0	0	
Burglary - Breaking or Entering	Male	0	0	0	0	2	2	0	0	0	0	0	0	0	40	20	0	0	0	0	11	0	0	2	2	0	0	0	0	0	0	0	0	0	
	Female	0	0	0	0	2	2	0	0	0	0	0	0	0	7	5	0	2	0	0	0	0	0	0	0	0	0	0	0	0	0	0	0	0	
Larceny - Theft (Except Motor Vehicle Theft)	Male	1	0	1	1	0	3	3	0	2	0	0	0	0	38	25	0	11	0	0	2	0	1	0	0	0	0	0	0	0	0	0	0	0	
	Female	0	0	0	0	8	8	0	0	1	0	0	0	0	28	21	0	7	0	0	0	0	0	0	0	0	0	0	0	0	0	0	0	0	
Motor Vehicle Theft	Male	0	0	0	0	0	0	0	0	0	0	0	0	0	16	9	0	6	0	0	1	0	0	0	0	0	0	0	0	0	0	0	0	0	
	Female	0	0	0	0	0	0	0	0	0	0	0	0	0	3	0	0	2	0	0	1	0	0	0	0	0	0	0	0	0	0	0	0	0	
Arson	Male	0	0	0	0	0	0	0	0	0	0	0	0	0	2	1	0	1	0	0	0	0	0	0	0	0	0	0	0	0	0	0	0	0	
	Female	0	0	0	0	0	0	0	0	0	0	0	0	0	0	0	0	0	0	0	0	0	0	0	0	0	0	0	0	0	0	0	0	0	
Total Index Crimes Violations:	Male	1	0	1	1	0	12	12	0	6	0	0	0	1	205	114	0	53	0	1	37	0	0	3	2	0	0	0	0	0	0	0	0	0	
	Female	0	0	0	0	11	11	0	0	2	0	0	0	0	72	46	0	22	0	0	4	0	0	0	0	0	0	0	0	0	0	0	0	0	
Other Offenses:																																			
45 - 49																																			
Other Assaults (Return A - 4e)	Male	5	2	3	1	1	16	15	1	0	3	0	0	0	2	35	20	0	10	0	0	5	0	2	1	0	0	0	0	0	0	0	0	0	
	Female	1	1	0	1	1	5	5	0	1	0	0	0	0	0	12	9	0	2	1	0	0	0	0	0	0	0	0	0	0	0	0	0	0	0
Forgery and Counterfeiting	Male	0	0	0	0	0	0	0	0	0	0	0	0	0	2	1	0	0	0	0	0	0	0	0	0	0	0	0	0	0	0	0	0	0	0
	Female	0	0	0	0	0	0	0	0	0	0	0	0	0	3	1	0	2	0	0	0	0	0	0	0	0	0	0	0	0	0	0	0	0	0
Fraud	Male	0	0	0	0	1	1	0	0	4	0	0	0	0	20	9	0	5	0	0	6	0	0	4	1	2	0	0	0	0	0	0	0	0	0
	Female	0	0	0	0	0	0	0	0	0	0	0	0	0	13	11	0	1	0	0	1	0	0	4	1	0	0	0	0	0	0	0	0	0	0
Embezzlement	Male	0	0	0	0	0	0	0	0	0	0	0	0	0	2	1	0	0	0	0	1	0	0	1	0	0	0	0	0	0	0	0	0	0	0
	Female	0	0	0	0	0	0	0	0	0	0	0	0	0	2	2	0	0	0	0	0	0	0	0	0	0	0	0	0	0	0	0	0	0	0
Stolen Property; Buying, Receiving, Possessing	Male	0	0	0	0	1	1	1	0	0	1	1	0	1	7	6	0	1	0	0	0	0	2	0	0	0	0	0	0	0	0	0	0	0	0
	Female	0	0	0	0	1	1	1	0	0	0	0	0	0	2	0	0	2	0	0	3	0	0	0	0	0	0	0	0	0	0	0	0	0	0
Vandalism	Male	0	0	0	0	1	1	1	0	0	1	0	0	0	11	7	0	1	0	0	3	0	0	0	0	0	0	0	0	0	0	0	0	0	0
	Female	0	0	0	0	0	0	0	0	0	0	0	0	0	9	8	0	1	0	0	0	0	0	0	0	0	0	0	0	0	0	0	0	0	0
Weapons; Carrying, Possessing, etc.	Male	2	1	1	0	0	1	0	1	0	4	0	0	0	8	3	0	2	0	0	0	3	0	1	6	2	0	3	1	0	0	0	0	0	0
	Female	0	0	0	0	0	0	0	0	0	0	0	0	0	2	2	0	0	0	0	0	0	0	0	0	0	0	0	0	0	0	0	0	0	0
Total Other Offense Violations:	Male	7	3	4	1	3	20	18	2	0	13	1	0	1	2	85	47	0	19	1	0	18	0	5	15	5	3	3	2	1	0	0	0	1	
	Female	1	1	0	1	1	6	6	0	1	1	0	0	0	43	33	0	8	1	0	1	0	0	0	0	0	0	0	0	0	0	0	0	0	2
Prostitution and Commercialized Vice:																																			
45 - 49																																			
Prostitution	Male	0	0	0	0	0	0	0	0	0	0	0	0	0	2	2	0	0	0	0	0	0	0	0	3	3	0	0	0	0	0	0	0	0	
	Female	0	0	0	0	0	0	0	0	0	0	0	0	0	0	0	0	0	0	0	0	0	0	0	0	0	0	0	0	0	0	0	0	0	0
Assisting or Promoting Prostitution	Male	0	0	0	0	0	0	0	0	0	0	0	0	0	0	0	0	0	0	0	0	0	0	0	0	0	0	0	0	0	0	0	0	0	0
	Female	0	0	0	0	0	0	0	0	0	0	0	0	0	0	0	0	0	0	0	0	0	0	0	0	0	0	0	0	0	0	0	0	0	0
Purchasing Prostitution	Male	0	0	0	0	0	0	0	0	0	0	0	0	0	0	0	0	0	0	0	0	0	0	0	0	0	0	0	0	0	0	0	0	0	0
	Female	0	0	0	0	0	0	0	0	0	0	0	0	0	0	0	0	0	0	0	0	0	0	0	0	0	0	0	0	0	0	0	0	0	0
Total Prostitution & Commercialized Vice Violations:	Male	0	0	0	0	0	0	0	0	0	0	0	0	0	2	2	0	0	0	0	0	0	0	0	3	3	0	0	0	0	0	0	0	0	0
	Female	0	0	0	0	0	0	0	0	0	0	0	0	0	0	0	0	0	0	0	0	0	0	0	0	0	0	0	0	0	0	0	0	0	0
Sex Offenses (Except Forcible Rape and Prostitution)																																			
45 - 49																																			
Sex Offenses (Except Forcible Rape and Prostitution)	Male	0	0	0	1	0	0	0	0	0	0	0	0	0	5	1	0	3	1	0	0	0	0	0	0	0	0	0	0	0	0	0	0	0	
	Female	0	0	0	0	0	0	0	0	0	0	0	0	0	4	4	0	0	0	0	0	0	0	0	0	0	0	0	0	0	0	0	0	0	0
Drug Abuse Violations:																																			
45 - 49																																			
Sale/Manufacturing:																																			
Opium or Cocaine and Their Derivatives (Morphine, Heroin, Codeine)	Male	0	0	0	0	0	0	0	0	1	1	0	1	0	6	2	0	0	0	0	4	0	0	0	0	0	0	0	0	0	0	0	0	0	0
	Female	0	0	0	0	0	0	0	0	0	0	0	0	0	0	0	0	0	0	0	0	0	0	0	0	0	0	0	0	0	0	0	0	0	0
Marijuana	Male	0	0	0	0	0	0	0	0	0	0	0	0	0	0	0	0	0	0	0	0	0	0	0	0	0	0	0	0	0	0	0	0	0	0
	Female	0	0	0	0	0	0	0	0	0	0	0	0	0	0	0	0	0	0	0	0	0	0	0	1	0	0	0	0	0	0	0	0	0	0
Synthetic Narcotics - Manufactured Narcotics Which Can Cause True Drug Addiction (Buprenorphine, Methadone)	Male	0	0	0	0	1	1	0	1	1	0	0	0	0	2	1	1	0	0	0	0	0	0	7	6	0	0	1	0	0	0	0	0	0	0
	Female	0	0	0	0	0	0	0	0	3	0	0	0	0	0																				

2018 State of Nevada Arrest Information

Arrests - Ages State Totals 2018		COUNTY: Humboldt																												COUNTY: Washoe		Reno PD		Reno-Tahoe Airport Auth		Sparks PD		UNR		Washoe School Dist		Washoe Co		Reno Muni Court		White Pine Co		COUNTY: Statewide		NDI		NHP - Southern		NHP - Northeastern		NHP - Northwestern		Capitol Police		Fire Marshal		DOWL		Secretary of State		Attorney General		45 - 49	
		Humboldt Co	Winnemucca PD	Lander Co	Lincoln Co	COUNTY: Lyon	Lyon Co	Yerington PD	Mineral Co	Nye Co	COUNTY: Pershing	Lovelock PD	Pershing Co	Storey Co	Reno PD	Reno-Tahoe Airport Auth	Sparks PD	UNR	Washoe School Dist	Washoe Co	Reno Muni Court	White Pine Co	COUNTY: Statewide	NDI	NHP - Southern	NHP - Northeastern	NHP - Northwestern	Capitol Police	Fire Marshal	DOWL	Secretary of State	Attorney General	45 - 49																																				
Gambling:		45 - 49																																																																YTD			
Bookmaking (Horse and Sport Book)	Male	0	0	0	0	0	0	0	0	0	0	0	0	0	0	0	0	0	0	0	0	0	0	0	0	0	0	0	0	0	0	0	0	0	0	0	0	0	0	0																													
	Female	0	0	0	0	0	0	0	0	0	0	0	0	0	0	0	0	0	0	0	0	0	0	0	0	0	0	0	0	0	0	0	0	0	0	0	0	0	0	0																													
Numbers and Lottery	Male	0	0	0	0	0	0	0	0	0	0	0	0	0	0	0	0	0	0	0	0	0	0	0	0	0	0	0	0	0	0	0	0	0	0	0	0	0	0	0																													
	Female	0	0	0	0	0	0	0	0	0	0	0	0	0	0	0	0	0	0	0	0	0	0	0	0	0	0	0	0	0	0	0	0	0	0	0	0	0	0	0																													
All Other Gambling	Male	0	0	0	0	0	0	0	0	0	0	0	0	0	0	0	0	0	0	0	0	0	0	0	0	0	0	0	0	0	0	0	0	0	0	0	0	0	0																														
	Female	0	0	0	0	0	0	0	0	0	0	0	0	0	0	0	0	0	0	0	0	0	0	0	0	0	0	0	0	0	0	0	0	0	0	0	0	0	0	0																													
Total Gambling Violations:		Male	0	0	0	0	0	0	0	0	0	0	0	0	0	0	0	0	0	0	0	0	0	0	0	0	0	0	0	0	0	0	0	0	0	0	0	0	0	0																													
	Female	0	0	0	0	0	0	0	0	0	0	0	0	0	0	0	0	0	0	0	0	0	0	0	0	0	0	0	0	0	0	0	0	0	0	0	0	0	0	0																													
Miscellaneous:		45 - 49																																																														YTD					
Offenses Against the Family and Children	Male	1	1	0	0	0	1	1	0	0	2	0	0	0	1	10	8	0	1	0	0	1	0	0	1	0	0	1	0	0	0	0	0	0	0	0	0	0	0	33																													
	Female	0	0	0	1	0	3	3	0	0	0	0	0	0	1	1	1	0	0	0	0	0	5	0	2	0	3	0	0	0	0	0	0	0	0	0	0	0	0	19																													
Driving Under the Influence	Male	2	2	0	2	0	6	6	0	2	6	2	1	1	2	67	35	0	14	0	1	17	0	0	113	0	75	11	27	0	0	0	0	0	0	0	0	0	0	541																													
	Female	0	0	0	2	0	4	4	0	1	2	1	0	1	0	26	11	0	7	0	1	7	0	0	55	2	29	11	13	0	0	0	0	0	0	0	0	0	245																														
Liquor Laws	Male	0	0	0	0	0	1	1	0	1	0	0	0	0	144	142	0	2	0	0	0	0	1	0	0	0	0	1	0	0	0	1	0	0	0	0	0	0	258																														
	Female	0	0	0	0	1	0	0	0	0	0	0	0	0	54	51	0	3	0	0	0	0	0	1	0	0	0	0	1	0	0	0	1	0	0	0	0	77																															
Drunkenness	Male	1	0	1	0	0	1	1	0	0	9	0	0	0	0	0	0	0	0	0	0	0	2	0	1	1	0	0	0	0	0	0	0	0	0	0	0	0	17																														
	Female	0	0	0	0	0	0	0	0	4	0	0	0	0	0	0	0	0	0	0	0	0	1	0	0	1	0	0	0	0	0	0	0	0	0	0	0	0	5																														
Disorderly Conduct	Male	2	0	2	0	0	1	1	0	1	2	0	0	0	6	3	0	2	0	0	1	0	1	1	1	1	0	0	0	0	0	0	0	0	0	0	0	0	84																														
	Female	0	0	0	0	1	1	1	0	1	2	0	0	0	5	1	1	3	0	0	0	0	0	0	0	0	0	0	0	0	0	0	0	0	0	0	0	0	31																														
Vagrancy	Male	0	0	0	0	0	1	1	0	0	6	0	0	0	2	2	0	0	0	0	0	0	0	0	0	0	0	0	0	0	0	0	0	0	0	0	0	0	278																														
	Female	0	0	0	0	0	0	0	0	2	0	0	0	0	2	2	0	0	0	0	0	0	0	0	0	0	0	0	0	0	0	0	0	0	0	0	0	0	84																														
All Other Offenses (Except Traffic)	Male	10	5	5	9	0	13	13	0	3	44	3	1	2	7	727	446	3	147	1	1	129	0	8	76	4	54	6	12	0	0	0	0	0	0	0	0	3,534																															
	Female	2	1	1	3	1	3	3	0	2	19	0	0	4	224	150	0	31	0	1	42	0	2	26	2	16	3	4	1	0	0	0	0	0	0	0	1,113																																
Suspicion	Male	0	0	0	0	0	0	0	0	0	0	0	0	0	0	0	0	0	0	0	0	0	0	0	0	0	0	0	0	0	0	0	0	0	0	0	0	0																															
	Female	0	0	0	0	0	0	0	0	0	0	0	0	0	0	0	0	0	0	0	0	0	0	0	0	0	0	0	0	0	0	0	0	0	0	0	0	0																															
Total Miscellaneous Violations:		Male	16	8	8	11	0	24	24	0	7	69	5	2	3	10	956	636	3	166	1	2	148	0	9	194	5	131	18	39	1	0	0	0	0	0	4,745																																
	Female	2	1	1	6	3	11	11	0	4	29	1	0	1	4	312	216	1	44	0	2	49	0	2	88	4	47	15	20	2	0	0	0	0	0	0	1,574																																
Human Trafficking:		45 - 49																																																												YTD							
Human Trafficking/ Commercial Sex Acts	Male	0	0	0	0	0	0	0	0	0	0	0	0	0	0	0	0	0	0	0	0	0	0	0	0	0	0	0	0	0	0	0	0	0	0	0	0	1																															
	Female	0	0	0	0	0	0	0	0	0	0	0	0	0	0	0	0	0	0	0	0	0	0	0	0	0	0	0	0	0	0	0	0	0	0	0	0	0	0																														
Human Trafficking/ Involuntary Servitude	Male	0	0	0	0	0	0	0	0	0	0	0	0	0	0	0	0	0	0	0	0	0	0	0	0	0	0	0	0	0	0	0	0	0	0	0	0	0																															
	Female	1	0	1	0	0	0	0	0	0	0	0	0	0	0	0	0	0	0	0	0	0	0	0	0	0	0	0	0	0	0	0	0	0	0	0	0	1																															
Total Human Trafficking Violations:		Male	0	0	0	0	0	0	0	0	0	0	0	0	0	0	0	0	0	0	0	0	0	0	0	0	0	0	0	0	0	0	0	0	0	0	0	1																															
	Female	1	0	1	0	0	0	0	0	0	0	0	0	0	0	0	0	0	0	0	0	0	0	0	0	0	0	0	0	0	0	0	0	0	0	0	1																																
Total Arrests:	Male	26	12	14	14	4	61	59	2	8	94	8	2	6	13	1,262	803	4	241	3	3	208	0	15	224	22	135	21	42	3	0	0	0	1	7,364																																		
45 - 49 Years of Age	Female	5	3	2	7	4	31	31	0	5	41	2	0	2	4	431	299	1	74	1	2	54	0	3	105	13	47	17	24	2	0	0	0	2	2,621																																		
Total:		31	15	16	21	8	92	90	2	13	135	10	2	8	17	1,693	1,102	5	315	4	5	262	0	18	329	35	182	38	66	5	0	0	0	3	9,985																																		

2018 State of Nevada Arrest Information

Arrests - Ages State Totals 2018		Carson City So	COUNTY: Churchill	Churchill Co	Fallen PD	COUNTY: Clark	Boulder PD	Clerk Co School Dist	College of SNV	Henderson PD	LV Metro	LV Fire & Rescue	Mesquite PD	NLV Fire & Rescue	NLV PD	UNLV PD	Douglas Co	COUNTY: Elko	Carlin PD	Elko PD	Elko CO	West Wendover PD	Esmeralda Co	Eureka Co	
Index Crime:		50 - 54																							
Murder and Nonnegligent Manslaughter	Male	0	0	0	0	8	0	0	0	0	5	0	0	0	3	0	0	0	0	0	0	0	0	0	
	Female	0	0	0	0	0	0	0	0	0	0	0	0	0	0	0	0	0	0	0	0	0	0	0	
Manslaughter by Negligence	Male	0	0	0	0	0	0	0	0	0	0	0	0	0	0	0	0	0	0	0	0	0	0	0	
	Female	0	0	0	0	0	0	0	0	0	0	0	0	0	0	0	0	0	0	0	0	0	0	0	
Rape	Male	0	0	0	0	15	0	0	0	1	14	0	0	0	0	0	0	0	0	0	0	0	0	0	
	Female	0	0	0	0	1	0	0	0	0	1	0	0	0	0	0	0	0	0	0	0	0	0	0	
Robbery	Male	1	0	0	0	24	0	0	0	2	21	0	0	0	1	0	0	0	0	0	0	0	0	0	
	Female	0	0	0	0	2	0	0	0	0	2	0	0	0	0	1	0	0	0	0	0	0	0	0	
Aggravated Assault (Return A - 4a-d)	Male	13	2	1	1	141	1	0	0	8	108	0	1	0	23	0	2	2	1	1	0	0	0	0	
	Female	4	0	0	0	40	0	0	0	1	26	0	0	0	13	0	0	1	0	1	0	0	0	0	
Burglary - Breaking or Entering	Male	3	0	0	0	60	0	0	0	5	46	0	1	0	8	0	1	0	0	1	0	0	0	0	
	Female	0	2	2	0	19	0	0	0	1	13	0	0	0	5	0	0	0	0	0	0	0	0	0	
Larceny - Theft (Except Motor Vehicle Theft)	Male	4	0	0	0	135	1	0	0	30	95	0	2	0	6	1	1	0	0	0	0	0	0	0	
	Female	4	1	0	1	94	0	0	0	26	58	0	2	0	8	0	1	2	0	0	2	0	0	0	
Motor Vehicle Theft	Male	2	0	0	0	5	0	0	0	2	3	0	0	0	0	0	0	0	0	0	0	0	0	0	
	Female	0	0	0	0	0	0	0	0	0	0	0	0	0	0	0	0	0	0	0	0	0	0	0	
Arson	Male	0	0	0	0	6	0	0	0	0	1	0	0	0	5	0	0	0	0	0	0	0	0	0	
	Female	0	0	0	0	0	0	0	0	0	0	0	0	0	0	0	0	0	0	0	0	0	0	0	
Total Index Crimes Violations:	Male	23	2	1	1	394	2	0	0	48	293	0	4	0	46	1	4	2	1	1	0	0	0	0	
	Female	8	3	2	1	156	0	0	0	28	100	0	2	0	26	0	2	3	0	1	2	0	0	0	
Other Offenses:		50 - 54																							
Other Assaults (Return A - 4e)	Male	0	1	1	0	527	2	0	0	53	453	0	3	0	16	0	8	4	0	1	3	0	0	0	
	Female	1	4	3	1	243	0	0	0	28	204	0	4	0	7	0	2	6	0	3	1	2	0	0	
Forgery and Counterfeiting	Male	1	0	0	0	9	0	0	0	1	8	0	0	0	0	0	0	0	0	0	0	0	0	0	
	Female	0	0	0	0	6	0	0	0	0	5	0	0	0	1	0	0	0	0	0	0	0	0	0	
Fraud	Male	2	0	0	0	45	0	0	0	0	44	0	0	0	1	0	1	0	0	0	0	0	0	0	
	Female	1	0	0	0	25	0	0	0	2	21	0	0	0	2	0	0	0	0	0	0	0	0	0	
Embezzlement	Male	2	0	0	0	7	1	0	1	1	4	0	0	0	0	0	1	0	0	0	1	0	0	0	
	Female	0	0	0	0	3	0	0	0	0	3	0	0	0	0	0	0	0	0	0	0	0	0	0	
Stolen Property; Buying, Receiving, Possessing	Male	2	0	0	0	39	0	0	0	6	31	0	0	0	2	0	0	0	0	0	0	0	0	0	
	Female	1	0	0	0	14	0	0	0	3	10	0	1	0	0	0	0	0	0	0	0	0	0	0	
Vandalism	Male	0	0	0	0	35	1	0	0	3	30	0	1	0	0	0	0	0	0	0	2	0	0	0	
	Female	1	0	0	0	5	0	0	0	1	4	0	0	0	0	0	2	0	0	0	2	0	0	0	
Weapons; Carrying, Possessing, etc.	Male	2	0	0	0	56	1	0	0	5	45	0	0	0	5	0	2	1	0	0	1	0	0	0	
	Female	0	0	0	0	4	0	0	0	0	4	0	0	0	0	0	0	0	0	0	0	0	0	0	
Total Other Offense Violations:	Male	9	1	1	0	718	5	0	1	69	615	0	4	0	24	0	11	8	0	1	7	0	0	0	
	Female	4	4	3	1	300	0	0	0	34	251	0	5	0	10	0	2	8	0	3	3	2	0	0	
Prostitution and Commercialized Vice:		50 - 54																							
Prostitution	Male	0	0	0	0	15	0	0	0	0	15	0	0	0	0	0	0	0	0	0	0	0	0	0	
	Female	0	0	0	0	41	0	0	0	0	41	0	0	0	0	0	0	0	0	0	0	0	0	0	
Assisting or Promoting Prostitution	Male	0	0	0	0	2	0	0	0	0	2	0	0	0	0	0	0	0	0	0	0	0	0	0	
	Female	0	0	0	0	2	0	0	0	0	2	0	0	0	0	0	0	0	0	0	0	0	0	0	
Purchasing Prostitution	Male	0	0	0	0	1	0	0	0	0	1	0	0	0	0	0	0	0	0	0	0	0	0	0	
	Female	0	0	0	0	0	0	0	0	0	0	0	0	0	0	0	0	0	0	0	0	0	0	0	
Total Prostitution & Commercialized Vice Violations:	Male	0	0	0	0	18	0	0	0	0	18	0	0	0	0	0	0	0	0	0	0	0	0	0	
	Female	0	0	0	0	43	0	0	0	0	43	0	0	0	0	0	0	0	0	0	0	0	0	0	
Sex Offenses (Except Forcible Rape and Prostitution)		50 - 54																							
Sex Offenses (Except Forcible Rape and Prostitution)	Male	2	0	0	0	51	0	0	0	2	49	0	0	0	0	0	1	0	0	0	0	0	0	0	
	Female	0	0	0	0	3	0	0	0	0	3	0	0	0	0	0	0	0	0	0	0	0	0	0	
Drug Abuse Violations:		50 - 54																							
Sale/Manufacturing:		0 1 0 1 92 1 0 0 4 83 0 3 0 1 0 0 5 0 2 2 1 0 0																							
Opium or Cocaine and Their Derivatives (Morphine, Heroin, Codeine)	Male	0	0	0	0	17	0	0	0	0	17	0	0	0	0	0	0	0	0	0	0	0	0	0	
	Female	0	1	0	1	5	0	0	0	0	5	0	0	0	0	0	0	0	0	0	0	0	0	0	
Marijuana	Male	0	0	0	0	11	0	0	0	0	10	0	1	0	0	0	1	0	1	0	0	0	0	0	
	Female	0	0	0	0	3	0	0	0	0	3	0	0	0	0	0	0	0	0	0	0	0	0	0	
Synthetic Narcotics - Manufactured Narcotics Which Can Cause True Drug Addiction (Demerol, Methadone)	Male	0	0	0	0	19	1	0	0	0	18	0	0	0	0	0	0	2	0	1	1	0	0	0	
	Female	0	0	0	0	3	0	0	0	0	3	0	0	0	0	0	0	2	0	0	1	1	0	0	
Other - Dangerous Nonnarcotic Drugs (Barbiturates, Benzadrine)	Male	0	0	0	0	29	0	0	0	4	22	0	2	0	1	0	0	0	0	0	0	0	0	0	
	Female	0	0	0	0	5	0	0	0	0	5	0	0	0	0	0	0	0	0	0	0	0	0	0	
Possession:	Male	6	4	4	0	576	5	0	1	38	426	0	5	0	100	1	5	6	0	2	3	1	0	0	
Opium or Cocaine and Their Derivatives (Morphine, Heroin, Codeine)	Male	3	0	0	0	49	0	0	0	0	39	0	0	0	10	0	0	0	0	0	0	0	0	0	
	Female	2	0	0	0	16	0	0	0	1	12	0	0	0	3	0	0	0	0	0	0	0	0	0	
Marijuana	Male	1	0	0	0	9	0	0	0	0	8	0	1	0	0	0	0	0	0	0	0	0	0	0	
	Female	0	0	0	0	2	0	0	0	0	0	0	2	0	0	0	0	0	0	0	0	0	0	0	
Synthetic Narcotics - Manufactured Narcotics Which Can Cause True Drug Addiction (Demerol, Methadone)	Male	0	0	0	0	126	3	0	1	5	115	0	0	0	1	1	0	2	0	1	1	0	0	0	
	Female	0	0	0	0	16	1	0	0	1	13	0	0	0	1	0	0	3	0	1	1	1	0	0	
Other - Dangerous Nonnarcotic Drugs (Barbiturates, Benzadrine)	Male	0	3	3	0	305	0	0	0	25	213	0	1	0	68	0	5	1	0	0	1	0	0	0	
	Female	0	1	1	0	53	1	0	0	6	28	0	1	0	17	0	0	0	0	0	0	0	0	0	
Total Drug Abuse Violations:	Male	4	3	3	0	565	4	0	1	34	440	0	5	0	80	1	5	6	0	3	3	0	0	0	
	Female	2	2	1	1	103	2	0	0	8	69	0	3	0	21	0	0	5	0	1	2	2	0	0	

2018 State of Nevada Arrest Information

Arrests - Ages State Totals 2018		Carson City So		COUNTY: Churchill		Churchill Co		Fallon PD		COUNTY: Clark		Boulder PD		Clark Co School Dist		College of SNV		Henderson PD		LV Metro		LV Fire & Rescue		Mesquite PD		NLV Fire & Rescue		NLV PD		UNLV PD		Douglas Co		COUNTY: Elko		Carlin PD		Elko PD		Elko CO		West Wendover PD		Esmeralda Co		Eureka Co			
		Male	Female	Male	Female	Male	Female	Male	Female	Male	Female	Male	Female	Male	Female	Male	Female	Male	Female	Male	Female	Male	Female	Male	Female	Male	Female	Male	Female	Male	Female	Male	Female	Male	Female	Male	Female	Male	Female	Male	Female	Male	Female	Male	Female				
Gambling:		50 - 54																																															
Bookmaking (Horse and Sport Book)	Male	0	0	0	0	0	0	0	0	0	0	0	0	0	0	0	0	0	0	0	0	0	0	0	0	0	0	0	0	0	0	0	0	0	0	0	0	0	0	0	0	0	0	0	0	0			
	Female	0	0	0	0	0	0	0	0	0	0	0	0	0	0	0	0	0	0	0	0	0	0	0	0	0	0	0	0	0	0	0	0	0	0	0	0	0	0	0	0	0	0	0	0	0	0		
Numbers and Lottery	Male	0	0	0	0	0	0	0	0	0	0	0	0	0	0	0	0	0	0	0	0	0	0	0	0	0	0	0	0	0	0	0	0	0	0	0	0	0	0	0	0	0	0	0	0	0	0		
	Female	0	0	0	0	0	0	0	0	0	0	0	0	0	0	0	0	0	0	0	0	0	0	0	0	0	0	0	0	0	0	0	0	0	0	0	0	0	0	0	0	0	0	0	0	0	0	0	
All Other Gambling	Male	0	0	0	0	0	0	0	0	0	0	0	0	0	0	0	0	0	0	0	0	0	0	0	0	0	0	0	0	0	0	0	0	0	0	0	0	0	0	0	0	0	0	0	0	0	0		
	Female	0	0	0	0	0	0	0	0	0	0	0	0	0	0	0	0	0	0	0	0	0	0	0	0	0	0	0	0	0	0	0	0	0	0	0	0	0	0	0	0	0	0	0	0	0	0	0	
Total Gambling Violations:		Male	0	0	0	0	0	0	0	0	0	0	0	0	0	0	0	0	0	0	0	0	0	0	0	0	0	0	0	0	0	0	0	0	0	0	0	0	0	0	0	0	0	0	0	0	0		
	Female	0	0	0	0	0	0	0	0	0	0	0	0	0	0	0	0	0	0	0	0	0	0	0	0	0	0	0	0	0	0	0	0	0	0	0	0	0	0	0	0	0	0	0	0	0	0	0	
Miscellaneous:		50 - 54																																															
Offenses Against the Family and Children	Male	1	7	1	6	9	0	0	0	4	4	0	0	0	1	0	0	0	0	0	0	0	0	0	0	0	0	0	0	0	0	0	0	0	0	0	0	0	0	0	0	0	0	0	0	0	0		
	Female	1	1	0	1	3	0	0	0	0	2	0	0	0	1	0	0	0	0	0	0	0	0	0	0	0	0	0	0	0	0	0	0	0	0	0	0	0	0	0	0	0	0	0	0	0	0	0	
Driving Under the Influence	Male	10	13	9	4	254	5	0	0	35	190	0	6	0	18	0	4	7	2	3	1	1	0	0	0	0	0	0	0	0	0	0	0	0	0	0	0	0	0	0	0	0	0	0	0	0	0	0	
	Female	1	1	1	0	74	0	0	0	19	54	0	1	0	0	0	9	0	0	0	0	0	0	0	0	0	0	0	0	0	0	0	0	0	0	0	0	0	0	0	0	0	0	0	0	0	0	0	0
Liquor Laws	Male	3	0	0	0	113	0	0	1	17	92	0	0	0	3	0	2	1	0	0	1	0	1	0	0	0	0	0	0	0	0	0	0	0	0	0	0	0	0	0	0	0	0	0	0	0	0	0	
	Female	2	0	0	0	20	0	0	0	1	18	0	0	0	1	0	0	1	0	0	1	0	0	0	0	0	0	0	0	0	0	0	0	0	0	0	0	0	0	0	0	0	0	0	0	0	0	0	
Drunkenness	Male	0	0	0	0	0	0	0	0	0	0	0	0	0	0	0	0	0	0	0	0	0	0	0	0	0	0	0	0	0	0	0	0	0	0	0	0	0	0	0	0	0	0	0	0	0	0		
	Female	0	1	1	0	0	0	0	0	0	0	0	0	0	0	0	0	0	0	0	0	0	0	0	0	0	0	0	0	0	0	0	0	0	0	0	0	0	0	0	0	0	0	0	0	0	0		
Disorderly Conduct	Male	5	3	0	3	48	1	0	0	1	39	0	1	0	6	0	6	4	0	2	1	1	0	0	0	0	0	0	0	0	0	0	0	0	0	0	0	0	0	0	0	0	0	0	0	0	0		
	Female	0	0	0	0	12	1	1	0	2	4	0	0	0	4	0	4	3	0	2	1	0	0	0	0	0	0	0	0	0	0	0	0	0	0	0	0	0	0	0	0	0	0	0	0	0	0	0	
Vagrancy	Male	0	0	0	0	355	3	0	0	0	351	0	1	0	0	0	0	0	0	0	0	0	0	0	0	0	0	0	0	0	0	0	0	0	0	0	0	0	0	0	0	0	0	0	0	0	0	0	
	Female	0	0	0	0	52	2	0	0	1	48	0	0	0	1	0	0	0	0	0	0	0	0	0	0	0	0	0	0	0	0	0	0	0	0	0	0	0	0	0	0	0	0	0	0	0	0	0	
All Other Offenses (Except Traffic)	Male	74	43	28	15	2,400	7	0	0	303	1,904	0	9	0	173	4	21	39	2	16	17	4	1	1	0	0	0	0	0	0	0	0	0	0	0	0	0	0	0	0	0	0	0	0	0	0	0		
	Female	29	13	5	8	558	1	0	0	106	422	0	1	0	28	0	10	8	0	1	5	2	2	0	0	0	0	0	0	0	0	0	0	0	0	0	0	0	0	0	0	0	0	0	0	0	0	0	
Suspicion	Male	0	0	0	0	0	0	0	0	0	0	0	0	0	0	0	0	0	0	0	0	0	0	0	0	0	0	0	0	0	0	0	0	0	0	0	0	0	0	0	0	0	0	0	0	0	0		
	Female	0	0	0	0	0	0	0	0	0	0	0	0	0	0	0	0	0	0	0	0	0	0	0	0	0	0	0	0	0	0	0	0	0	0	0	0	0	0	0	0	0	0	0	0	0	0	0	
Total Miscellaneous Violations:		Male	93	66	38	28	3,179	16	0	1	360	2,580	0	17	0	201	4	33	52	4	22	20	6	2	1	0	0	0	0	0	0	0	0	0	0	0	0	0	0	0	0	0	0	0	0	0	0		
	Female	33	16	7	9	719	4	1	0	129	548	0	2	0	35	0	24	13	1	3	7	2	4	0	0	0	0	0	0	0	0	0	0	0	0	0	0	0	0	0	0	0	0	0	0	0	0	0	
Human Trafficking:		50 - 54																																															
Human Trafficking/ Commercial Sex Acts	Male	0	0	0	0	0	0	0	0	0	0	0	0	0	0	0	0	0	0	0	0	0	0	0	0	0	0	0	0	0	0	0	0	0	0	0	0	0	0	0	0	0	0	0	0	0	0	0	
	Female	0	0	0	0	0	0	0	0	0	0	0	0	0	0	0	0	0	0	0	0	0	0	0	0	0	0	0	0	0	0	0	0	0	0	0	0	0	0	0	0	0	0	0	0	0	0	0	0
Human Trafficking/ Involuntary Servitude	Male	0	0	0	0	0	0	0	0	0	0	0	0	0	0	0	0	0	0	0	0	0	0	0	0	0	0	0	0	0	0	0	0	0	0	0	0	0	0	0	0	0	0	0	0	0	0	0	
	Female	0	0	0	0	0	0	0	0	0	0	0	0	0	0	0	0	0	0	0	0	0	0	0	0	0	0	0	0	0	0	0	0	0	0	0	0	0	0	0	0	0	0	0	0	0	0	0	0
Total Human Trafficking Violations:		Male	0	0	0	0	0	0	0	0	0	0	0	0	0	0	0	0	0	0	0	0	0	0	0	0	0	0	0	0	0	0	0	0	0	0	0	0	0	0	0	0	0	0	0	0	0	0	0
	Female	0	0	0	0	0	0	0	0	0	0	0	0	0	0	0	0	0	0	0	0	0	0	0	0	0	0	0	0	0	0	0	0	0	0	0	0	0	0	0	0	0	0	0	0	0	0	0	0
Total Arrests:	Male	131	72	43	29	4,925	27	0	3	513	3,995	0	30	0	351	6	54	68	5	27	30	6	2	1	0	0	0	0	0	0	0	0	0	0	0	0	0	0	0	0	0	0	0	0	0	0	0		
50 - 54 Years of Age	Female	47	25	13	12	1,324	6	1	0	199	1,014	0	12	0	92	0	28	29	1	8	14	6	4	0	0	0	0	0	0	0	0	0	0	0	0	0	0	0	0	0	0	0	0	0	0	0	0		
Total:		178	97	56	41	6,249	33	1	3	712	5,009	0	42	0	443	6	82	97	6	35	44	12	6	1	0	0	0	0	0	0	0	0	0	0	0	0	0	0	0	0	0	0	0	0	0	0	0		

2018 State of Nevada Arrest Information

Arrests - Ages State Totals 2018		COUNTY: Humboldt	Humboldt Co	Winnemucca PD	Lander Co	Lincoln Co	COUNTY: Lyon	Lyon Co	Yerington PD	Mineral Co	Nye Co	COUNTY: Pershing	Lovejoy PD	Pershing Co	Storey Co	COUNTY: Washoe	Reno PD	Reno-Tahoe Airport Auth	Sparks PD	UNR	Washoe School Dist	Washoe Co	Reno Muni Court	White Pine Co	COUNTY: Statewide	NDI	MHP - Southern	MHP - Northeastern	MHP - Northwestern	Capitol Police	Fire Marshal	DOWL	Secretary of State	Attorney General	50 - 54	
Index Crime:		50 - 54																																		
Murder and Nonnegligent Manslaughter	Male	0	0	0	0	0	0	0	0	0	0	0	0	0	0	1	1	0	0	0	0	0	0	0	0	0	0	0	0	0	0	0	0	0	9	
	Female	0	0	0	0	0	0	0	0	0	0	0	0	0	0	0	0	0	0	0	0	0	0	0	0	0	0	0	0	0	0	0	0	0	0	0
Manslaughter by Negligence	Male	0	0	0	0	0	0	0	0	0	0	0	0	0	0	0	0	0	0	0	0	0	0	0	0	0	0	0	0	0	0	0	0	0	0	
	Female	0	0	0	0	0	0	0	0	0	0	0	0	0	0	0	0	0	0	0	0	0	0	0	0	0	0	0	0	0	0	0	0	0	0	
Rape	Male	0	0	0	0	0	0	0	0	0	0	0	0	0	0	6	5	0	0	0	0	1	0	0	0	0	0	0	0	0	0	0	0	0	21	
	Female	0	0	0	0	0	0	0	0	0	0	0	0	0	0	0	0	0	0	0	0	0	0	0	0	0	0	0	0	0	0	0	0	0	1	
Robbery	Male	0	0	0	0	0	0	0	0	0	0	0	0	0	0	3	3	0	0	0	0	0	0	0	0	0	0	0	0	0	0	0	0	0	28	
	Female	0	0	0	0	0	0	0	0	0	0	0	0	0	0	4	3	0	0	0	0	1	0	0	0	0	0	0	0	0	0	0	0	0	7	
Aggravated Assault (Return A - 4a-d)	Male	0	0	0	1	1	6	6	0	1	1	0	1	1	0	60	35	0	14	0	0	11	0	0	0	0	0	0	0	0	0	0	0	0	231	
	Female	1	1	0	0	0	0	0	0	2	0	0	0	0	0	32	17	0	11	0	0	4	0	0	0	0	0	0	0	0	0	0	0	0	80	
Burglary - Breaking or Entering	Male	0	0	0	0	0	1	1	0	0	0	1	1	0	1	20	12	0	5	0	0	3	0	0	0	0	0	0	0	0	0	0	0	0	87	
	Female	0	0	0	0	0	2	2	0	0	2	2	0	0	0	7	5	0	1	0	0	1	0	0	0	0	0	0	0	0	0	0	0	0	32	
Larceny - Theft (Except Motor Vehicle Theft)	Male	0	0	0	0	0	0	0	0	2	0	0	0	0	0	36	27	0	7	0	0	2	0	0	0	0	0	0	0	0	0	0	0	0	178	
	Female	0	0	0	0	0	4	4	0	0	0	0	0	0	1	19	15	0	4	0	0	0	0	0	0	0	0	0	0	0	0	0	0	0	126	
Motor Vehicle Theft	Male	0	0	0	1	1	0	0	0	0	0	0	0	0	0	11	5	0	1	0	0	5	0	0	0	1	1	0	0	0	0	0	0	0	21	
	Female	0	0	0	0	0	0	0	0	0	0	0	0	0	0	0	0	0	0	0	0	0	0	0	0	0	0	0	0	0	0	0	0	0	1	
Arson	Male	0	0	0	0	0	1	1	0	0	0	0	0	0	0	0	0	0	0	0	0	0	0	0	0	0	0	0	0	0	0	0	0	0	7	
	Female	0	0	0	0	0	0	0	0	0	0	0	0	0	0	0	0	0	0	0	0	0	0	0	0	0	0	0	0	0	0	0	0	0	0	
Total Index Crimes Violations:	Male	0	0	0	2	2	8	8	0	0	3	2	1	1	2	137	88	0	27	0	0	22	0	0	1	1	0	0	0	0	0	0	0	0	582	
	Female	1	1	0	0	0	6	6	0	0	4	0	0	0	0	62	40	0	16	0	0	6	0	0	0	0	0	0	0	0	0	0	0	0	247	
Other Offenses:		50 - 54																																		
Other Assaults (Return A - 4e)	Male	5	3	2	4	2	8	8	0	0	2	0	0	0	0	37	21	0	8	1	0	7	0	1	4	1	1	1	0	1	0	0	0	603		
	Female	2	1	1	0	1	3	3	0	0	1	0	0	0	0	11	9	0	1	0	0	1	0	0	1	0	0	0	0	0	0	0	0	0	275	
Forgery and Counterfeiting	Male	0	0	0	0	0	1	1	0	0	0	0	0	0	0	0	0	0	0	0	0	0	0	0	1	1	0	0	0	0	0	0	0	0	12	
	Female	0	0	0	0	0	0	0	0	0	0	0	0	0	0	1	0	0	0	0	0	0	0	0	0	0	0	0	0	0	0	0	0	0	10	
Fraud	Male	0	0	0	0	1	0	0	0	2	0	0	0	0	0	14	6	0	3	0	0	5	0	0	3	0	1	0	0	1	0	0	0	0	1	68
	Female	0	0	0	0	0	1	1	0	0	0	0	0	0	0	6	2	0	2	0	0	2	0	0	0	0	0	0	0	0	0	0	0	0	0	33
Embezzlement	Male	0	0	0	0	0	0	0	0	0	0	0	0	0	0	1	1	0	0	0	0	0	0	0	0	0	0	0	0	0	0	0	0	0	0	11
	Female	0	0	0	0	0	0	0	0	0	0	0	0	0	0	2	1	0	1	0	0	0	0	0	0	0	0	0	0	0	0	0	0	0	0	5
Stolen Property; Buying, Receiving, Possessing	Male	0	0	0	0	0	1	1	0	0	2	0	0	0	0	5	3	0	0	0	0	2	0	0	1	0	0	0	0	0	0	0	0	0	1	50
	Female	0	0	0	0	0	0	0	0	0	0	0	0	0	0	1	0	0	1	0	0	0	0	0	0	0	0	0	0	0	0	0	0	0	0	16
Vandalism	Male	0	0	0	0	1	2	2	0	0	1	0	0	0	0	13	9	0	3	0	0	1	0	0	0	0	0	0	0	0	0	0	0	0	0	54
	Female	0	0	0	0	0	0	0	0	0	0	0	0	0	0	2	1	0	0	0	0	1	0	0	0	0	0	0	0	0	0	0	0	0	0	10
Weapons; Carrying, Possessing, etc.	Male	0	0	0	0	0	0	0	1	3	0	0	0	0	0	7	2	3	0	0	0	2	0	0	3	0	2	0	1	0	0	0	0	0	0	75
	Female	0	0	0	0	0	1	1	0	0	0	0	0	0	0	0	0	0	0	0	0	0	0	0	0	0	0	0	0	0	0	0	0	0	0	5
Total Other Offense Violations:	Male	5	3	2	4	4	12	12	0	3	10	0	0	0	0	77	42	3	14	1	0	17	0	1	12	2	4	1	1	2	0	0	0	2	873	
	Female	2	1	1	0	1	5	5	0	0	4	0	0	0	0	23	13	0	6	0	0	4	0	0	1	0	0	0	1	0	0	0	0	0	354	
Prostitution and Commercialized Vice:		50 - 54																																		
Prostitution	Male	0	0	0	0	0	0	0	0	0	0	0	0	0	0	3	3	0	0	0	0	0	0	0	0	0	0	0	0	0	0	0	0	0	18	
	Female	0	0	0	0	0	0	0	0	0	0	0	0	0	0	0	0	0	0	0	0	0	0	0	0	0	0	0	0	0	0	0	0	0	0	41
Assisting or Promoting Prostitution	Male	0	0	0	0	0	0	0	0	0	0	0	0	0	0	0	0	0	0	0	0	0	0	0	0	0	0	0	0	0	0	0	0	0	0	2
	Female	0	0	0	0	0	0	0	0	0	0	0	0	0	0	0	0	0	0	0	0	0	0	0	0	0	0	0	0	0	0	0	0	0	0	2
Purchasing Prostitution	Male	0	0	0	0	0	0	0	0	0	0	0	0	0	0	0	0	0	0	0	0	0	0	0	0	0	0	0	0	0	0	0	0	0	0	1
	Female	0	0	0	0	0	0	0	0	0	0	0	0	0	0	0	0	0	0	0	0	0	0	0	0	0	0	0	0	0	0	0	0	0	0	0
Total Prostitution & Commercialized Vice Violations:	Male	0	0	0	0	0	0	0	0	0	0	0	0	0	0	3	3	0	0	0	0	0	0	0	0	0	0	0	0	0	0	0	0	0	21	
	Female	0	0	0	0	0	0	0	0	0	0	0	0	0	0	0	0	0	0	0	0	0	0	0	0	0	0	0	0	0	0	0	0	0	0	43
Sex Offenses (Except Forcible Rape and Prostitution)		50 - 54																																		
Sex Offenses (Except Forcible Rape and Prostitution)	Male	0	0	0	0	0	0	0	0	0	0	0	0	0	0	14	10	0	3	0	0	1	0	0	0	0	0	0	0	0	0	0	0	0	68	
	Female	0	0	0	0	0	0	0	0	0	0	0	0	0	0	3	2	0	0	0	0	1	0	0	0	0	0	0	0	0	0	0	0	0	0	6
Drug Abuse Violations:		50 - 54																																		
Sale/Manufacturing:		50 - 54																																		
Opium or Cocaine and Their Derivatives (Morphine, Heroin, Codeine)	Male	0	0	0	0	0	0	0	0	0	0	0	0	0	0	2	0	0	0	0	0	2	0	0	0	0	0	0	0	0	0	0	0	0	19	
	Female	0	0	0	0	0	0	0	0	0	0	0	0	0	0	0	0	0	0	0	0	0	0	0	0	0	0	0	0	0	0	0	0	0	0	6
Marijuana	Male	0	0	0	0	0	0	0	0	0	0	0	0	0	0	0	0	0	0	0	0	0	0	0	0	0	0	0	0	0	0	0	0	0	0	12
	Female	0	0	0	0	0	0	0	0	0	0	0	0	0	0	0	0	0	0	0	0	0	0	0	0	0	0	0	0	0	0	0	0	0	0	3
Synthetic Narcotics - Manufactured Narcotics Which Can Cause True Drug Addiction (Demerol, Methadone)	Male	0	0	0	0	0	2	2	0	0																										

2018 State of Nevada Arrest Information

Arrests - Ages State Totals 2018		COUNTY: Humboldt																												50 - 54		YTD					
		Humboldt Co	Winnemucca PD	Lander Co	Lincoln Co	Lyon Co	Lyon Co	Yerington PD	Mineral Co	Nye Co	Pershing Co	Lovelock PD	Pershing Co	Storey Co	Washoe Co	Reno PD	Reno-Tahoe Airport Auth	Sparks PD	UNR	Washoe School Dist	Washoe Co	Reno Muni Court	White Pine Co	NDI	NHP - Southern	NHP - Northeastern	NHP - Northwestern	Capitol Police	Fire Marshal	DOWL	Secretary of State		Attorney General				
Gambling:		50 - 54																														YTD					
Bookmaking (Horse and Sport Book)	Male	0	0	0	0	0	0	0	0	0	0	0	0	0	0	0	0	0	0	0	0	0	0	0	0	0	0	0	0	0	0	0	0	0			
	Female	0	0	0	0	0	0	0	0	0	0	0	0	0	0	0	0	0	0	0	0	0	0	0	0	0	0	0	0	0	0	0	0	0	0		
Numbers and Lottery	Male	0	0	0	0	0	0	0	0	0	0	0	0	0	0	0	0	0	0	0	0	0	0	0	0	0	0	0	0	0	0	0	0	0	0		
	Female	0	0	0	0	0	0	0	0	0	0	0	0	0	0	0	0	0	0	0	0	0	0	0	0	0	0	0	0	0	0	0	0	0	0		
All Other Gambling	Male	0	0	0	0	0	0	0	0	0	0	0	0	0	0	0	0	0	0	0	0	0	0	0	0	0	0	0	0	0	0	0	0	0	0		
	Female	0	0	0	0	0	0	0	0	0	0	0	0	0	0	0	0	0	0	0	0	0	0	0	0	0	0	0	0	0	0	0	0	0	0	0	
Total Gambling Violations:		Male	0	0	0	0	0	0	0	0	0	0	0	0	0	0	0	0	0	0	0	0	0	0	0	0	0	0	0	0	0	0	0	0	0	0	
	Female	0	0	0	0	0	0	0	0	0	0	0	0	0	0	0	0	0	0	0	0	0	0	0	0	0	0	0	0	0	0	0	0	0	0	0	
Miscellaneous:		50 - 54																														YTD					
Offenses Against the Family and Children	Male	0	0	0	0	0	0	1	1	0	0	3	0	0	0	0	0	0	0	0	0	0	0	0	0	0	0	0	0	0	0	0	0	0	1	27	
	Female	0	0	0	0	0	3	3	0	0	0	0	0	0	0	0	0	0	0	0	0	0	0	0	0	0	0	0	0	0	0	0	0	0	0	0	16
Driving Under the Influence	Male	3	0	3	2	0	5	5	0	3	7	0	0	0	1	68	42	0	10	0	0	16	0	0	79	0	50	12	17	0	0	0	0	0	0	0	456
	Female	0	0	0	2	0	4	4	0	1	5	0	0	0	1	26	16	0	6	0	0	4	0	0	34	0	18	7	9	0	0	0	0	0	0	158	
Liquor Laws	Male	0	0	0	0	0	1	1	0	0	2	0	0	0	0	187	176	0	11	0	0	0	0	0	0	0	0	0	0	0	0	0	0	0	0	310	
	Female	0	0	0	1	0	0	0	0	0	0	0	0	0	0	36	36	0	0	0	0	0	0	0	0	0	0	0	0	0	0	0	0	0	0	61	
Drunkenness	Male	1	0	1	0	0	0	0	0	0	4	0	0	0	0	0	0	0	0	0	0	0	0	1	3	0	1	1	1	0	0	0	0	0	0	9	
	Female	0	0	0	0	0	0	0	0	0	5	0	0	0	0	0	0	0	0	0	0	0	0	0	0	0	0	0	0	0	0	0	0	0	0	7	
Disorderly Conduct	Male	0	0	0	0	1	1	1	0	0	2	0	0	0	0	17	15	0	1	0	0	1	0	2	2	2	0	0	0	0	0	0	0	0	0	91	
	Female	0	0	0	0	0	1	1	0	0	0	0	0	0	0	4	2	0	1	0	0	1	0	0	0	0	0	0	0	0	0	0	0	0	0	24	
Vagrancy	Male	0	0	0	0	0	0	0	0	0	7	0	0	0	0	8	8	0	0	0	0	0	0	0	0	0	0	0	0	0	0	0	0	0	0	370	
	Female	0	0	0	0	0	0	0	0	0	0	0	0	0	0	0	0	0	0	0	0	0	0	0	0	0	0	0	0	0	0	0	0	0	0	52	
All Other Offenses (Except Traffic)	Male	5	5	0	4	1	8	8	0	7	58	0	0	0	9	742	527	0	129	0	1	85	0	5	54	3	33	5	12	1	0	0	0	0	3,472		
	Female	1	1	0	0	0	5	5	0	4	20	0	0	0	3	193	133	0	30	0	0	30	0	2	21	2	9	4	6	0	0	0	0	0	869		
Suspicion	Male	0	0	0	0	0	0	0	0	0	0	0	0	0	0	0	0	0	0	0	0	0	0	0	0	0	0	0	0	0	0	0	0	0	0		
	Female	0	0	0	0	0	0	0	0	0	0	0	0	0	0	0	0	0	0	0	0	0	0	0	0	0	0	0	0	0	0	0	0	0	0	0	
Total Miscellaneous Violations:		Male	9	5	4	6	2	16	16	0	10	83	0	0	10	1,026	771	0	151	0	1	103	0	8	139	5	84	18	30	1	0	0	0	1	4,735		
	Female	1	1	0	3	0	13	13	0	5	30	0	0	0	4	263	189	0	38	0	0	36	0	2	57	3	28	11	15	0	0	0	0	0	1,187		
Human Trafficking:		50 - 54																														YTD					
Human Trafficking/ Commercial Sex Acts	Male	0	0	0	0	0	0	0	0	0	0	0	0	0	0	0	0	0	0	0	0	0	0	0	0	0	0	0	0	0	0	0	0	0	0		
	Female	0	0	0	0	0	0	0	0	0	0	0	0	0	0	0	0	0	0	0	0	0	0	0	0	0	0	0	0	0	0	0	0	0	0	0	
Human Trafficking/ Involuntary Servitude	Male	1	0	1	0	0	0	0	0	0	0	0	0	0	0	0	0	0	0	0	0	0	0	0	0	0	0	0	0	0	0	0	0	0	0	1	
	Female	0	0	0	0	0	0	0	0	0	0	0	0	0	0	0	0	0	0	0	0	0	0	0	0	0	0	0	0	0	0	0	0	0	0	0	
Total Human Trafficking Violations:		Male	1	0	1	0	0	0	0	0	0	0	0	0	0	0	0	0	0	0	0	0	0	0	0	0	0	0	0	0	0	0	0	0	0	1	
	Female	0	0	0	0	0	0	0	0	0	0	0	0	0	0	0	0	0	0	0	0	0	0	0	0	0	0	0	0	0	0	0	0	0	0	0	
Total Arrests:	Male	15	8	7	12	10	44	44	0	11	101	2	1	1	12	1,262	914	4	195	3	1	145	0	9	157	10	89	21	31	3	0	0	0	3	6,888		
50 - 54 Years of Age	Female	4	3	1	3	1	24	24	0	5	41	2	0	2	5	352	244	0	60	1	0	47	0	3	60	5	28	11	16	0	0	0	0	0	1,957		
Total:		19	11	8	15	11	68	68	0	16	142	4	1	3	17	1,614	1,158	4	255	4	1	192	0	12	217	15	117	32	47	3	0	0	0	3	8,845		

2018 State of Nevada Arrest Information

Arrests - Ages State Totals 2018		Carson City So	COUNTY: Churchill	Churchill Co	Fallon PD	COUNTY: Clark	Boulder PD	Clark Co School Dist	College of SNV	Henderson PD	LV Metro	LV Fire & Rescue	Mesquite PD	NLV Fire & Rescue	NLV PD	UNLV PD	Douglas Co	COUNTY: Elko	Carlin PD	Elko PD	Elko CO	West Wendover PD	Emerald Co	Esmeralda Co		
Index Crime:		55 - 59																								
Murder and Nonnegligent Manslaughter	Male	0	0	0	0	4	0	0	0	0	3	0	0	0	1	0	0	0	0	0	0	0	0	0	0	
	Female	0	0	0	0	0	0	0	0	0	0	0	0	0	0	0	0	0	0	0	0	0	0	0	0	
Manslaughter by Negligence	Male	0	0	0	0	0	0	0	0	0	0	0	0	0	0	0	0	0	0	0	0	0	0	0	0	
	Female	0	0	0	0	1	0	0	0	0	0	1	0	0	0	0	0	0	0	0	0	0	0	0	0	
Rape	Male	1	0	0	0	13	0	0	0	0	12	0	0	0	1	0	0	0	0	0	0	0	0	0	0	
	Female	0	0	0	0	0	0	0	0	0	0	0	0	0	0	0	0	0	0	0	0	0	0	0	0	
Robbery	Male	0	0	0	0	18	0	0	0	4	12	0	0	0	2	0	0	0	0	0	0	0	0	0	0	
	Female	0	0	0	0	1	0	0	0	0	1	0	0	0	0	0	0	0	0	0	0	0	0	0	0	
Aggravated Assault (Return A - 4a-d)	Male	6	1	0	1	103	1	0	0	5	83	0	1	0	13	0	0	1	0	1	0	0	0	0	0	
	Female	3	0	0	0	43	0	0	0	4	24	0	0	0	15	0	1	0	0	0	0	0	0	0	0	
Burglary - Breaking or Entering	Male	4	0	0	0	34	0	1	0	2	30	0	0	0	1	0	0	0	0	0	0	0	0	0	0	
	Female	0	1	1	0	8	0	0	0	1	5	0	0	0	2	0	0	0	0	0	0	0	0	0	0	
Larceny - Theft (Except Motor Vehicle Theft)	Male	5	0	0	0	134	0	0	0	38	81	0	2	0	13	0	0	2	0	2	0	0	0	0	0	
	Female	2	1	0	1	56	0	0	0	16	36	0	1	0	3	0	1	0	0	0	0	0	0	0	0	
Motor Vehicle Theft	Male	1	0	0	0	3	0	0	0	0	3	0	0	0	0	0	0	0	0	0	0	0	0	0	0	
	Female	0	0	0	0	0	0	0	0	0	0	0	0	0	0	0	0	0	0	0	0	0	0	0	0	
Arson	Male	0	0	0	0	1	0	0	0	0	1	0	0	0	0	0	0	0	0	0	0	0	0	0	0	
	Female	0	0	0	0	0	0	0	0	0	0	0	0	0	0	0	0	0	0	0	0	0	0	0	0	
Total Index Crimes Violations:	Male	17	1	0	1	310	1	1	0	49	225	0	3	0	31	0	3	0	3	0	0	0	0	0	0	
	Female	5	2	1	1	109	0	0	0	21	66	0	2	0	20	0	2	0	0	0	0	0	0	0	0	
Other Offenses:		55 - 59																								
Other Assaults (Return A - 4e)	Male	2	1	1	0	377	1	0	0	42	318	0	3	0	12	1	7	2	0	0	1	1	0	0	0	
	Female	0	0	0	0	171	3	0	0	20	138	0	1	0	9	0	7	3	0	0	3	0	0	0	0	
Forgery and Counterfeiting	Male	1	0	0	0	8	0	0	0	1	7	0	0	0	0	0	0	0	0	0	0	0	0	0	0	0
	Female	0	0	0	0	2	0	0	0	0	2	0	0	0	0	0	0	0	0	0	0	0	0	0	0	
Fraud	Male	2	0	0	0	23	1	0	0	0	22	0	0	0	0	2	0	0	0	0	0	0	0	0	0	
	Female	0	0	0	0	12	0	0	0	2	8	0	0	0	2	0	2	0	0	0	0	0	0	0	0	
Embezzlement	Male	0	0	0	0	1	0	0	0	0	1	0	0	0	0	0	0	0	0	0	0	0	0	0	0	
	Female	0	0	0	0	2	0	0	0	0	2	0	0	0	0	0	0	0	0	0	0	0	0	0	0	
Stolen Property; Buying, Receiving, Possessing	Male	0	0	0	0	32	0	0	0	9	21	0	0	0	2	0	1	0	0	0	0	0	0	0	0	
	Female	0	0	0	0	6	0	0	0	2	1	0	2	0	1	0	0	0	0	0	0	0	0	0	0	
Vandalism	Male	0	0	0	0	31	0	0	0	4	24	0	0	0	3	0	0	0	0	0	0	0	0	0	0	
	Female	0	0	0	0	6	0	0	0	2	3	0	0	0	1	0	0	1	0	0	1	0	0	0	0	
Weapons; Carrying, Possessing, etc.	Male	0	0	0	0	49	0	0	0	5	40	0	0	0	4	0	1	2	1	0	1	0	0	0	0	
	Female	0	0	0	0	2	0	0	0	0	2	0	0	0	0	0	0	0	0	0	0	0	0	0	0	
Total Other Offense Violations:	Male	5	1	1	0	521	2	0	0	61	433	0	3	0	21	1	11	4	1	0	2	1	0	0	0	
	Female	0	0	0	0	201	3	0	0	26	156	0	3	0	13	0	9	4	0	0	4	0	0	0	0	
Prostitution and Commercialized Vice:		55 - 59																								
Prostitution	Male	0	0	0	0	10	0	0	0	0	10	0	0	0	0	0	0	0	0	0	0	0	0	0	0	
	Female	0	0	0	0	22	0	0	0	0	22	0	0	0	0	0	0	0	0	0	0	0	0	0	0	
Assisting or Promoting Prostitution	Male	0	0	0	0	0	0	0	0	0	0	0	0	0	0	0	0	0	0	0	0	0	0	0	0	
	Female	0	0	0	0	0	0	0	0	0	0	0	0	0	0	0	0	0	0	0	0	0	0	0	0	
Purchasing Prostitution	Male	0	0	0	0	0	0	0	0	0	0	0	0	0	0	0	0	0	0	0	0	0	0	0	0	
	Female	0	0	0	0	0	0	0	0	0	0	0	0	0	0	0	0	0	0	0	0	0	0	0	0	
Total Prostitution & Commercialized Vice Violations:	Male	0	0	0	0	10	0	0	0	0	10	0	0	0	0	0	0	0	0	0	0	0	0	0	0	
	Female	0	0	0	0	22	0	0	0	0	22	0	0	0	0	0	0	0	0	0	0	0	0	0	0	
Sex Offenses (Except Forcible Rape and Prostitution)		55 - 59																								
Sex Offenses (Except Forcible Rape and Prostitution)	Male	1	0	0	0	48	0	1	0	1	44	0	1	0	0	1	0	0	0	0	0	0	0	0	0	
	Female	2	0	0	0	8	0	0	0	2	6	0	0	0	0	0	0	0	0	0	0	0	0	0	0	
Drug Abuse Violations:		55 - 59																								
Sale/Manufacturing:		0	1	0	1	57	0	0	0	2	50	0	2	0	3	0	1	4	1	1	2	0	0	0	0	
Opium or Cocaine and Their Derivatives (Morphine, Heroin, Codeine)	Male	0	0	0	0	14	0	0	0	0	13	0	0	0	1	0	0	0	0	0	0	0	0	0	0	
	Female	0	0	0	0	0	0	0	0	0	0	0	0	0	0	0	0	0	0	0	0	0	0	0	0	
Marijuana	Male	0	0	0	0	5	0	0	0	0	5	0	0	0	0	0	0	0	0	0	0	0	0	0	0	
	Female	0	0	0	0	2	0	0	0	0	2	0	0	0	0	0	0	0	0	0	0	0	0	0	0	
Synthetic Narcotics - Manufactured Narcotics Which Can Cause True Drug Addiction (Demerol, Methadone)	Male	0	0	0	0	8	0	0	0	0	8	0	0	0	0	0	0	4	1	1	2	0	0	0	0	
	Female	0	1	0	1	2	0	0	0	0	2	0	0	0	0	0	0	0	0	0	0	0	0	0	0	
Other - Dangerous Nonnarcotic Drugs (Barbiturates, Benzadrine)	Male	0	0	0	0	19	0	0	0	2	15	0	0	0	2	0	0	0	0	0	0	0	0	0	0	
	Female	0	0	0	0	7	0	0	0	0	5	0	2	0	0	0	1	0	0	0	0	0	0	0	0	
Total Drug Abuse Violations:	Male	5	2	0	2	300	2	1	0	33	212	0	3	0	49	0	9	0	0	0	0	0	0	0	0	
	Female	0	1	0	1	19	0	0	0	2	15	0	0	0	2	0	1	0	0	0	0	0	0	0	0	
Opium or Cocaine and Their Derivatives (Morphine, Heroin, Codeine)	Male	3	0	0	0	19	0	0	0	2	15	0	0	0	2	0	1	0	0	0	0	0	0	0	0	
	Female	0	0	0	0	5	0	0	0	0	4	0	0	0	1	0	0	0	0	0	0	0	0	0	0	
Marijuana	Male	1	0	0	0	7	0	0	0	0	6	0	1	0	0	0	0	0	0	0	0	0	0	0	0	
	Female	0	0	0	0	0	0	0	0	0	0	0	0	0	0	0	0	0	0	0	0	0	0	0	0	
Synthetic Narcotics - Manufactured Narcotics Which Can Cause True Drug Addiction (Demerol, Methadone)	Male	1	1	0	1	51	1	0	0	2	46	0	0	0	2	0	0	0	0	0	0	0	0	0	0	
	Female	0	1	0	1	12	1	0	0	0	11	0	0	0	0	0	0	0	0	0	0	0	0	0	0	
Other - Dangerous Nonnarcotic Drugs (Barbiturates, Benzadrine)	Male	0	0	0	0	178	0	1	0	24	114	0	1	0	38	0	6	0	0	0	0	0	0	0	0	
	Female	0	0	0	0	28	0	0	0	5	16	0	1	0	6	0	2	0	0	0	0	0	0	0	0	
Total Drug Abuse Violations:	Male	5	1	0	1	301	1	1	0	30	222	0	2	0	45	0	7	4	1	1	2	0	0	0	0	
	Female	0	2	0	2	56	1	0	0	5	40	0	3	0	7	0	3	0	0	0	0	0	0	0	0	

2018 State of Nevada Arrest Information

Arrests - Ages State Totals 2018		Carson City So	COUNTY: Churchill		Churchill Co	Fallon PD	COUNTY: Clark		Boulder PD	Clark Co School Dist	College of SNV	Henderson PD	LV Metro	LV Fire & Rescue	Mesquite PD	NLV Fire & Rescue	NLV PD	UNLV PD	Douglas Co	COUNTY: Elko		Carlin PD	Elko PD	Elko CO	West Wendover PD	Esmeralda Co	Eureka Co		
Gambling:		55 - 59																											
Bookmaking (Horse and Sport Book)	Male	0	0	0	0	0	0	0	0	0	0	0	0	0	0	0	0	0	0	0	0	0	0	0	0	0	0	0	
	Female	0	0	0	0	0	0	0	0	0	0	0	0	0	0	0	0	0	0	0	0	0	0	0	0	0	0	0	
Numbers and Lottery	Male	0	0	0	0	0	0	0	0	0	0	0	0	0	0	0	0	0	0	0	0	0	0	0	0	0	0		
	Female	0	0	0	0	0	0	0	0	0	0	0	0	0	0	0	0	0	0	0	0	0	0	0	0	0	0		
All Other Gambling	Male	0	0	0	0	0	0	0	0	0	0	0	0	0	0	0	0	0	0	0	0	0	0	0	0	0	0		
	Female	0	0	0	0	0	0	0	0	0	0	0	0	0	0	0	0	0	0	0	1	0	0	1	0	0	0		
Total Gambling Violations:	Male	0	0	0	0	0	0	0	0	0	0	0	0	0	0	0	0	0	0	0	0	0	0	0	0	0	0		
	Female	0	0	0	0	0	0	0	0	0	0	0	0	0	0	0	0	0	0	0	1	0	0	1	0	0	0		
Miscellaneous:		55 - 59																											
Offenses Against the Family and Children	Male	0	2	0	2	5	0	0	0	1	4	0	0	0	0	0	0	0	0	0	0	0	0	0	0	0	0		
	Female	2	1	0	1	3	0	0	0	1	2	0	0	0	0	0	0	0	0	1	0	0	1	0	0	0	0		
Driving Under the Influence	Male	5	4	2	2	225	4	0	0	30	165	0	2	0	24	0	9	5	1	4	0	0	1	0	0	0			
	Female	4	1	0	1	76	0	0	0	20	48	0	3	0	5	0	5	4	0	2	1	1	0	0	0	0			
Liquor Laws	Male	0	0	0	0	105	0	0	0	29	73	0	0	0	2	1	0	0	0	0	0	0	0	0	0	0			
	Female	1	0	0	0	7	0	0	0	0	7	0	0	0	0	0	0	0	0	0	0	0	0	0	0	0			
Drunkenness	Male	0	4	0	4	0	0	0	0	0	0	0	0	0	0	0	0	0	0	0	0	0	0	0	0	0			
	Female	0	0	0	0	0	0	0	0	0	0	0	0	0	0	0	0	1	0	0	0	0	0	0	0	0			
Disorderly Conduct	Male	5	1	0	1	33	1	0	0	3	26	0	2	0	1	0	3	3	1	0	2	0	0	0	0	0			
	Female	3	0	0	0	13	0	1	0	0	6	0	0	0	6	0	3	1	0	0	1	0	0	0	0	0			
Vagrancy	Male	0	0	0	0	253	0	0	1	0	251	0	0	0	1	0	0	0	0	0	0	0	0	0	0	0			
	Female	0	0	0	0	20	0	0	0	0	20	0	0	0	0	0	0	0	0	0	0	0	0	0	0	0			
All Other Offenses (Except Traffic)	Male	73	27	12	15	1,667	3	0	0	244	1,319	0	4	0	95	2	27	27	0	12	7	8	6	2	2				
	Female	14	4	2	2	360	0	1	0	82	256	0	1	0	20	0	6	4	0	2	2	0	1	0	0				
Suspicion	Male	0	0	0	0	0	0	0	0	0	0	0	0	0	0	0	0	0	0	0	0	0	0	0	0	0			
	Female	0	0	0	0	0	0	0	0	0	0	0	0	0	0	0	0	0	0	0	0	0	0	0	0	0			
Total Miscellaneous Violations:	Male	83	38	14	24	2,288	8	0	1	307	1,838	0	8	0	123	3	39	35	2	16	9	8	7	2	2				
	Female	24	6	2	4	479	0	2	0	103	339	0	4	0	31	0	15	10	0	4	5	1	1	1	1				
Human Trafficking:		55 - 59																											
Human Trafficking/ Commercial Sex Acts	Male	0	0	0	0	2	0	0	0	0	2	0	0	0	0	0	0	0	0	0	0	0	0	0	0	0			
	Female	0	0	0	0	0	0	0	0	0	0	0	0	0	0	0	0	0	0	0	0	0	0	0	0	0			
Human Trafficking/ Involuntary Servitude	Male	0	0	0	0	0	0	0	0	0	0	0	0	0	0	0	0	0	0	0	0	0	0	0	0	0			
	Female	0	0	0	0	0	0	0	0	0	0	0	0	0	0	0	0	0	0	0	0	0	0	0	0	0			
Total Human Trafficking Violations:	Male	0	0	0	0	2	0	0	0	0	2	0	0	0	0	0	0	0	0	0	0	0	0	0	0	0			
	Female	0	0	0	0	0	0	0	0	0	0	0	0	0	0	0	0	0	0	0	0	0	0	0	0	0			
Total Arrests:	Male	111	41	15	26	3,480	12	3	1	448	2,774	0	17	0	220	5	57	46	4	20	13	9	7	2	2				
55 - 59 Years of Age	Female	31	10	3	7	875	4	2	0	157	629	0	12	0	71	0	29	15	0	4	10	1	1	1	1				
Total:		142	51	18	33	4,355	16	5	1	605	3,403	0	29	0	291	5	86	61	4	24	23	10	8	3	3				

2018 State of Nevada Arrest Information

Arrests - Ages State Totals 2018	COUNTY: Humboldt																												55 - 59							
	Humboldt Co	Winnemucca PD	Lander Co	Lincoln Co	COUNTY: Lyon	Lyon Co	Yerington PD	Mineral Co	Nye Co	COUNTY: Persing	Lovelock PD	Pershing Co	Storey Co	COUNTY: Washoe	Reno PD	Reno-Tahoe Airport Auth	Sparks PD	UNR	Washoe School Dist	Washoe Co	Reno Muni Court	White Pine Co	COUNTY: Statewide	NDI	NHP - Southern	NHP - Northeastern	NHP - Northwestern	Capitol Police		Fire Marshal	DOWL	Secretary of State	Attorney General			
Gambling:	55-59																												YTD							
Bookmaking (Horse and Sport Book)	0	0	0	0	0	0	0	0	0	0	0	0	0	0	0	0	0	0	0	0	0	0	0	0	0	0	0	0	0	0	0	0	0	0		
Numbers and Lottery	0	0	0	0	0	0	0	0	0	0	0	0	0	0	0	0	0	0	0	0	0	0	0	0	0	0	0	0	0	0	0	0	0	0	0	
All Other Gambling	0	0	0	0	0	0	0	0	0	0	0	0	0	0	0	0	0	0	0	0	0	0	0	0	0	0	0	0	0	0	0	0	0	0	0	
Total Gambling Violations:	0	0	0	0	0	0	0	0	0	0	0	0	0	0	0	0	0	0	0	0	0	0	0	0	0	0	0	0	0	0	0	0	0	0	0	
	0	0	0	0	0	0	0	0	0	0	0	0	0	0	0	0	0	0	0	0	0	0	0	0	0	0	0	0	0	0	0	0	0	0	1	
Miscellaneous:	55-59																												YTD							
Offenses Against the Family and Children	0	0	0	0	0	0	0	0	0	0	0	0	0	0	7	3	0	2	0	0	2	0	0	0	0	0	0	0	0	0	0	0	0	0	14	
Driving Under the Influence	4	3	1	2	0	5	5	0	1	11	1	0	1	1	43	21	0	9	0	0	13	0	0	55	0	31	9	15	0	0	0	0	0	0	372	
Liquor Laws	0	0	0	1	0	1	1	0	0	0	0	0	0	0	201	197	0	4	0	0	0	0	0	0	0	0	0	0	0	0	0	0	0	0	308	
Drunkenness	1	0	1	0	0	0	0	0	0	0	0	0	0	0	80	80	0	0	0	0	0	0	0	0	0	0	0	0	0	0	0	0	0	0	89	
Disorderly Conduct	0	0	0	0	1	2	1	1	0	5	0	0	0	0	26	22	0	3	0	0	1	0	0	0	0	0	0	0	0	0	0	0	0	0	0	79
Vagrancy	0	0	0	0	0	0	0	0	0	0	0	0	0	0	4	4	0	0	0	0	0	0	0	1	0	1	0	0	0	0	0	0	0	0	0	25
All Other Offenses (Except Traffic)	12	3	9	3	1	11	11	0	5	48	0	0	0	5	607	453	0	83	1	0	70	0	7	44	6	27	2	7	1	0	0	1	0	0	2,572	
Suspicion	2	1	1	0	0	1	1	0	1	16	0	0	0	0	193	156	1	20	0	0	16	0	1	8	0	5	1	2	0	0	0	0	0	0	611	
Total Miscellaneous Violations:	16	6	10	6	2	21	20	1	7	77	1	0	1	6	889	701	0	101	1	0	86	0	7	100	6	59	11	22	1	0	0	1	0	0	3,624	
	6	3	3	0	0	4	4	0	4	22	1	0	1	3	306	253	1	26	0	0	26	0	2	28	0	13	6	9	0	0	0	0	0	0	912	
Human Trafficking:	55-59																												YTD							
Human Trafficking/ Commercial Sex Acts	0	0	0	0	0	0	0	0	0	0	0	0	0	0	0	0	0	0	0	0	0	0	0	0	0	0	0	0	0	0	0	0	0	0	0	2
Human Trafficking/ Involuntary Servitude	0	0	0	0	0	0	0	0	0	0	0	0	0	0	0	0	0	0	0	0	0	0	0	0	0	0	0	0	0	0	0	0	0	0	0	0
Total Human Trafficking Violations:	0	0	0	0	0	0	0	0	0	0	0	0	0	0	0	0	0	0	0	0	0	0	0	0	0	0	0	0	0	0	0	0	0	0	0	0
	0	0	0	0	0	0	0	0	0	0	0	0	0	0	0	0	0	0	0	0	0	0	0	0	0	0	0	0	0	0	0	0	0	0	0	0
Total Arrests:	19	8	11	8	6	40	38	2	11	90	2	0	2	8	1,050	801	3	136	3	0	107	0	7	121	15	64	14	24	1	0	0	1	2	5,106		
55 - 59 Years of Age	9	4	5	0	2	19	19	0	4	25	1	0	1	3	351	287	1	33	0	0	30	0	2	31	0	15	6	10	0	0	0	0	0	0	1,409	
	28	12	16	8	8	59	57	2	15	115	3	0	3	11	1,401	1,088	4	169	3	0	137	0	9	152	15	79	20	34	1	0	0	1	2	6,515		

2018 State of Nevada Arrest Information

Arrests - Ages State Totals 2018		Carson City So	COUNTY: Churchill	Churchill Co	Fallon PD	COUNTY: Clark	Boulder PD	Clark Co School Dist	College of SNV	Henderson PD	LV Metro	LV Fire & Rescue	Mesquite PD	NLV Fire & Rescue	NLV PD	UNLV PD	Douglas Co	COUNTY: Elko	Carlin PD	Elko PD	Elko CO	West Wendover PD	Esmeralda Co	Eureka Co	
Index Crime:		60 - 64																							
Murder and Nonnegligent Manslaughter	Male	0	0	0	0	1	0	0	0	0	1	0	0	0	0	0	0	0	0	0	0	0	0	0	0
	Female	0	0	0	0	0	0	0	0	0	0	0	0	0	0	0	0	0	0	0	0	0	0	0	0
Manslaughter by Negligence	Male	0	0	0	0	0	0	0	0	0	0	0	0	0	0	0	0	0	0	0	0	0	0	0	0
	Female	0	0	0	0	0	0	0	0	0	0	0	0	0	0	0	0	0	0	0	0	0	0	0	0
Rape	Male	0	0	0	0	8	0	0	0	0	6	0	0	0	0	0	0	0	0	0	0	0	0	0	0
	Female	0	0	0	0	0	0	0	0	0	0	0	0	0	0	0	0	0	0	0	0	0	0	0	0
Robbery	Male	0	0	0	0	6	0	0	0	0	6	0	0	0	0	0	0	0	0	0	0	0	0	0	0
	Female	0	0	0	0	0	0	0	0	0	0	0	0	0	0	0	0	0	0	0	0	0	0	0	0
Aggravated Assault (Return A - 4a-d)	Male	4	0	0	0	67	1	0	0	5	44	0	0	17	0	0	0	0	0	0	0	0	0	0	1
	Female	3	0	0	0	16	0	0	0	0	9	0	0	7	0	0	0	0	0	0	0	0	0	0	0
Burglary - Breaking or Entering	Male	1	0	0	0	12	0	0	0	1	11	0	0	0	0	0	2	0	0	0	0	0	0	0	0
	Female	0	1	0	1	0	0	0	0	0	0	0	0	0	0	0	0	0	0	0	0	0	0	0	0
Larceny - Theft (Except Motor Vehicle Theft)	Male	0	1	1	0	65	0	0	0	6	52	0	1	0	6	0	1	0	0	0	0	0	0	0	0
	Female	2	0	0	0	26	0	0	0	12	14	0	0	0	0	0	0	0	0	0	0	0	0	0	0
Motor Vehicle Theft	Male	0	0	0	0	1	1	0	0	0	0	0	0	0	0	0	0	0	0	0	0	0	0	0	0
	Female	0	0	0	0	1	0	0	0	0	1	0	0	0	0	0	0	0	0	0	0	0	0	0	0
Arson	Male	0	0	0	0	1	0	0	0	0	0	0	0	1	0	0	0	0	0	0	0	0	0	0	0
	Female	0	0	0	0	0	0	0	0	0	0	0	0	0	0	0	0	0	0	0	0	0	0	0	0
Total Index Crimes Violations:	Male	5	1	1	0	161	2	0	0	12	120	0	3	0	24	0	3	0	0	0	0	0	0	1	
	Female	5	1	0	1	43	0	0	0	12	24	0	0	0	7	0	0	0	0	0	0	0	0	0	
Other Offenses:		60 - 64																							
Other Assaults (Return A - 4e)	Male	1	1	0	1	227	1	1	0	30	181	0	5	0	9	0	4	3	0	1	2	0	0	0	0
	Female	0	0	0	0	117	0	0	0	22	90	0	0	5	0	5	0	4	0	0	0	0	0	0	0
Forgery and Counterfeiting	Male	0	0	0	0	1	0	0	0	0	1	0	0	0	0	0	0	0	0	0	0	0	0	0	0
	Female	0	0	0	0	0	0	0	0	0	0	0	0	0	0	0	0	0	0	0	0	0	0	0	0
Fraud	Male	0	0	0	0	23	0	0	0	2	21	0	0	0	0	0	1	0	0	0	0	0	0	0	0
	Female	0	0	0	0	5	0	0	0	0	5	0	0	0	0	0	0	0	0	0	0	0	0	0	0
Embezzlement	Male	0	0	0	0	0	0	0	0	0	0	0	0	0	0	0	0	0	0	0	0	0	0	0	0
	Female	0	0	0	0	3	0	0	0	0	3	0	0	0	0	0	0	0	0	0	0	0	0	0	0
Stolen Property; Buying, Receiving, Possessing	Male	1	0	0	0	4	0	0	0	0	4	0	0	0	0	0	0	0	0	0	0	0	0	0	0
	Female	0	0	0	0	1	0	0	0	0	1	0	0	0	0	0	0	0	0	0	0	0	0	0	0
Vandalism	Male	0	0	0	0	18	1	0	0	0	17	0	0	0	0	0	0	0	0	0	0	0	0	0	0
	Female	0	1	1	0	5	0	0	0	0	5	0	0	0	0	0	0	0	0	0	0	0	0	0	0
Weapons; Carrying, Possessing, etc.	Male	0	0	0	0	21	0	0	0	2	16	0	0	0	3	0	0	1	0	0	0	1	0	0	0
	Female	0	0	0	0	2	0	0	0	1	1	0	0	0	0	0	0	0	0	0	0	0	0	0	0
Total Other Offense Violations:	Male	2	1	0	1	294	2	1	0	34	240	0	5	0	12	0	4	4	0	1	2	1	0	0	
	Female	0	1	1	0	133	0	0	0	23	105	0	0	0	5	0	4	0	0	0	0	0	0	0	
Prostitution and Commercialized Vice:		60 - 64																							
Prostitution	Male	0	0	0	0	7	0	0	0	0	7	0	0	0	0	0	0	0	0	0	0	0	0	0	0
	Female	0	0	0	0	9	0	0	0	0	9	0	0	0	0	0	0	0	0	0	0	0	0	0	0
Assisting or Promoting Prostitution	Male	0	0	0	0	0	0	0	0	0	0	0	0	0	0	0	0	0	0	0	0	0	0	0	0
	Female	0	0	0	0	0	0	0	0	0	0	0	0	0	0	0	0	0	0	0	0	0	0	0	0
Purchasing Prostitution	Male	0	0	0	0	1	0	0	0	0	1	0	0	0	0	0	0	0	0	0	0	0	0	0	0
	Female	0	0	0	0	0	0	0	0	0	0	0	0	0	0	0	0	0	0	0	0	0	0	0	0
Total Prostitution & Commercialized Vice Violations:	Male	0	0	0	0	8	0	0	0	0	8	0	0	0	0	0	0	0	0	0	0	0	0	0	
	Female	0	0	0	0	9	0	0	0	0	9	0	0	0	0	0	0	0	0	0	0	0	0	0	
Sex Offenses (Except Forcible Rape and Prostitution)		60 - 64																							
Sex Offenses (Except Forcible Rape and Prostitution)	Male	1	0	0	0	34	0	0	0	3	31	0	0	0	0	0	0	0	0	0	0	0	0	0	0
	Female	0	0	0	0	0	0	0	0	0	0	0	0	0	0	0	0	0	0	0	0	0	0	0	0
Drug Abuse Violations:		60 - 64																							
Sale/Manufacturing:		0 0 0 0 31 0 0 0 1 27 0 1 0 2 0 1 0 0 0 0 0 0 0 0 0 0																							
Opium or Cocaine and Their Derivatives (Morphine, Heroin, Codeine)	Male	0	0	0	0	11	0	0	0	0	10	0	0	0	1	0	0	0	0	0	0	0	0	0	0
	Female	0	0	0	0	0	0	0	0	0	0	0	0	0	0	0	0	0	0	0	0	0	0	0	0
Marijuana	Male	0	0	0	0	1	0	0	0	0	1	0	0	0	0	0	0	0	0	0	0	0	0	0	0
	Female	0	0	0	0	0	0	0	0	0	0	0	0	0	0	0	0	0	0	0	0	0	0	0	0
Synthetic Narcotics - Manufactured Narcotics Which Can Cause True Drug Addiction (Demerol, Methadone)	Male	0	0	0	0	6	0	0	0	0	6	0	0	0	0	0	0	0	0	0	0	0	0	0	0
	Female	0	0	0	0	1	0	0	0	0	1	0	0	0	0	0	0	0	0	0	0	0	0	0	0
Other - Dangerous Nonnarcotic Drugs (Barbiturates, Benzedrine)	Male	0	0	0	0	9	0	0	0	0	8	0	0	0	1	0	1	0	0	0	0	0	0	0	0
	Female	0	0	0	0	3	0	0	0	1	1	0	1	0	0	0	0	0	0	0	0	0	0	0	0
Total Drug Abuse Violations:	Male	1	1	0	1	140	0	0	0	8	110	0	2	0	20	0	3	0	0	0	0	0	0	0	
	Female	0	0	0	0	18	0	0	0	3	13	0	1	0	1	0	0	0	0	0	0	0	0	0	

2018 State of Nevada Arrest Information

Arrests - Ages State Totals 2018		Carson City So	COUNTY: Churchill			Churchill Co	Fallon PD	COUNTY: Clark			Boulder PD	Clark Co School Dist	College of SNV	Henderson PD	LV Metro	LV Fire & Rescue	Mesquite PD	NLV Fire & Rescue	NLV PD	UNLV PD	Douglas Co	COUNTY: Elko			Carlin PD	Elko PD	Elko CO	West Wendover PD	Esmeralda Co	Eureka Co						
Gambling:		60 - 64																																		
Bookmaking (Horse and Sport Book)	Male	0	0	0	0	0	0	0	0	0	0	0	0	0	0	0	0	0	0	0	0	0	0	0	0	0	0	0	0	0	0	0	0			
	Female	0	0	0	0	0	0	0	0	0	0	0	0	0	0	0	0	0	0	0	0	0	0	0	0	0	0	0	0	0	0	0	0	0		
Numbers and Lottery	Male	0	0	0	0	0	0	0	0	0	0	0	0	0	0	0	0	0	0	0	0	0	0	0	0	0	0	0	0	0	0	0	0	0		
	Female	0	0	0	0	0	0	0	0	0	0	0	0	0	0	0	0	0	0	0	0	0	0	0	0	0	0	0	0	0	0	0	0	0		
All Other Gambling	Male	0	0	0	0	0	0	0	0	0	0	0	0	0	0	0	0	0	0	0	0	0	0	0	0	0	0	0	0	0	0	0	0	0		
	Female	0	0	0	0	0	0	0	0	0	0	0	0	0	0	0	0	0	0	0	0	0	0	0	0	0	0	0	0	0	0	0	0	0	0	
Total Gambling Violations:		Male	0	0	0	0	0	0	0	0	0	0	0	0	0	0	0	0	0	0	0	0	0	0	0	0	0	0	0	0	0	0	0	0	0	
	Female	0	0	0	0	0	0	0	0	0	0	0	0	0	0	0	0	0	0	0	0	0	0	0	0	0	0	0	0	0	0	0	0	0	0	
Miscellaneous:		60 - 64																																		
Offenses Against the Family and Children	Male	1	0	0	0	3	0	0	0	2	1	0	0	0	0	0	0	0	0	0	0	0	0	0	0	0	0	0	0	0	0	0	0	0		
	Female	0	0	0	0	1	0	0	0	1	0	0	0	0	0	0	0	0	0	0	0	0	0	0	0	0	0	0	0	0	0	0	0	0	0	
Driving Under the Influence	Male	6	3	1	2	126	3	0	0	22	84	0	7	0	10	0	11	5	1	2	2	0	0	0	0	0	0	0	0	0	0	0	0	0		
	Female	2	0	0	0	44	3	0	0	5	33	0	2	0	1	0	2	1	0	0	0	1	0	0	0	0	0	0	0	0	0	0	0	0	0	
Liquor Laws	Male	0	0	0	0	58	0	0	0	3	53	0	0	0	2	0	0	0	0	0	0	0	0	0	0	0	0	0	0	0	0	0	0	0	0	
	Female	0	0	0	0	4	0	0	0	1	3	0	0	0	0	0	0	0	0	0	0	0	0	0	0	0	0	0	0	0	0	0	0	0	0	
Drunkenness	Male	0	1	0	1	1	0	0	0	0	0	0	0	0	0	0	0	0	0	0	0	0	0	0	0	0	0	0	0	0	0	0	0	0	0	
	Female	0	2	0	2	0	0	0	0	0	0	0	0	0	0	0	0	0	0	0	0	0	0	0	0	0	0	0	0	0	0	0	0	0	0	
Disorderly Conduct	Male	2	1	0	1	17	2	0	0	2	8	0	0	0	5	0	4	1	0	1	0	0	0	0	0	0	0	0	0	0	0	0	0	0	0	
	Female	2	0	0	0	6	2	0	0	0	2	0	1	0	1	0	0	0	0	0	0	0	0	0	0	0	0	0	0	0	0	0	0	0	0	
Vagrancy	Male	1	0	0	0	179	0	0	0	1	178	0	0	0	0	0	0	0	0	0	0	0	0	0	0	0	0	0	0	0	0	0	0	0	0	
	Female	2	0	0	0	15	0	0	0	0	15	0	0	0	0	0	0	0	0	0	0	0	0	0	0	0	0	0	0	0	0	0	0	0	0	
All Other Offenses (Except Traffic)	Male	29	12	6	6	957	1	0	0	113	779	0	3	0	60	1	8	14	4	4	4	2	0	0	0	0	0	0	0	0	0	0	0	0	0	
	Female	6	3	1	2	172	1	1	0	47	110	0	1	0	12	0	1	1	0	1	0	0	0	0	0	0	0	0	0	0	0	0	0	0	0	
Suspicion	Male	0	0	0	0	0	0	0	0	0	0	0	0	0	0	0	0	0	0	0	0	0	0	0	0	0	0	0	0	0	0	0	0	0	0	
	Female	0	0	0	0	0	0	0	0	0	0	0	0	0	0	0	0	0	0	0	0	0	0	0	0	0	0	0	0	0	0	0	0	0	0	
Total Miscellaneous Violations:		Male	39	17	7	10	1,341	6	0	0	143	1,103	0	10	0	78	1	23	20	5	7	6	2	1	0	0	0	0	0	0	0	0	0	0	0	
	Female	12	5	1	4	242	6	1	0	54	163	0	4	0	14	0	3	2	0	1	0	1	0	1	1	0	0	0	0	0	0	0	0	0	0	
Human Trafficking:		60 - 64																																		
Human Trafficking/ Commercial Sex Acts	Male	0	0	0	0	0	0	0	0	0	0	0	0	0	0	0	0	0	0	0	0	0	0	0	0	0	0	0	0	0	0	0	0	0	0	
	Female	0	0	0	0	0	0	0	0	0	0	0	0	0	0	0	0	0	0	0	0	0	0	0	0	0	0	0	0	0	0	0	0	0	0	0
Human Trafficking/ Involuntary Servitude	Male	0	0	0	0	0	0	0	0	0	0	0	0	0	0	0	0	0	0	0	0	0	0	0	0	0	0	0	0	0	0	0	0	0	0	0
	Female	0	0	0	0	0	0	0	0	0	0	0	0	0	0	0	0	0	0	0	0	0	0	0	0	0	0	0	0	0	0	0	0	0	0	0
Total Human Trafficking Violations:		Male	0	0	0	0	0	0	0	0	0	0	0	0	0	0	0	0	0	0	0	0	0	0	0	0	0	0	0	0	0	0	0	0	0	0
	Female	0	0	0	0	0	0	0	0	0	0	0	0	0	0	0	0	0	0	0	0	0	0	0	0	0	0	0	0	0	0	0	0	0	0	0
Total Arrests:		Male	48	20	8	12	1,991	10	1	0	198	1,626	0	20	0	135	1	35	24	5	8	8	3	1	1	0	0	0	0	0	0	0	0	0	0	
60 - 64 Years of Age		Female	17	7	2	5	445	6	1	0	92	314	0	5	0	27	0	7	2	0	1	0	1	1	0	0	0	0	0	0	0	0	0	0	0	
Total:		65	27	10	17	2,436	16	2	0	290	1,940	0	25	0	162	1	42	26	5	9	8	4	2	1	0	0	0	0	0	0	0	0	0	0	0	

2018 State of Nevada Arrest Information

Arrests - Ages State Totals 2018		COUNTY: Humboldt	Humboldt Co	Winnemucca PD	Lander Co	Lincoln Co	COUNTY: Lyon	Lyon Co	Verdegon PD	Mineral Co	Nye Co	COUNTY: Pershing	Lowell PD	Pershing Co	Storey Co	COUNTY: Washoe	Reno PD	Reno-Tahoe Airport Auth	Sprays PD	UNR	Washoe School Dist	Washoe Co	Reno Muni Court	White Pine Co	COUNTY: Storey	NDI	NHP - Southern	NHP - Northeastern	NHP - Northwestern	Capital Police	Fire Marshal	DOWL	Secretary of State	Attorney General	60 - 64	
Index Crime:		60 - 64																																		
Murder and Nonnegligent Manslaughter	Male	0	0	0	0	0	0	0	0	0	0	0	0	0	0	1	1	0	0	0	0	0	0	0	0	0	0	0	0	0	0	0	0	0	2	
	Female	0	0	0	0	0	0	0	0	0	0	0	0	0	0	0	0	0	0	0	0	0	0	0	0	0	0	0	0	0	0	0	0	0	0	0
Manslaughter by Negligence	Male	0	0	0	0	0	0	0	0	0	0	0	0	0	0	0	0	0	0	0	0	0	0	0	0	0	0	0	0	0	0	0	0	0	0	
	Female	0	0	0	0	0	0	0	0	0	0	0	0	0	0	0	0	0	0	0	0	0	0	0	0	0	0	0	0	0	0	0	0	0	0	
Rape	Male	0	0	0	0	0	0	0	0	0	0	0	0	0	0	0	0	0	0	0	0	0	0	0	0	0	0	0	0	0	0	0	0	0	0	
	Female	0	0	0	0	0	0	0	0	0	0	0	0	0	0	0	0	0	0	0	0	0	0	0	0	0	0	0	0	0	0	0	0	0	0	
Robbery	Male	0	0	0	0	0	0	0	0	0	0	0	0	0	0	1	1	0	0	0	0	0	0	0	0	0	0	0	0	0	0	0	0	0	0	
	Female	0	0	0	0	0	0	0	0	0	0	0	0	0	0	0	0	0	0	0	0	0	0	0	0	0	0	0	0	0	0	0	0	0	0	
Aggravated Assault (Return A - 4a-d)	Male	0	0	0	1	0	0	0	0	0	1	0	0	0	0	22	16	0	3	0	0	3	0	0	0	0	0	0	0	0	0	0	0	0	0	
	Female	0	0	0	0	0	0	0	0	0	0	0	0	0	0	6	5	0	0	0	0	1	0	0	0	0	0	0	0	0	0	0	0	0	0	
Burglary - Breaking or Entering	Male	0	0	0	0	0	1	1	0	0	1	0	0	0	0	7	4	0	3	0	0	0	0	0	0	0	0	0	0	0	0	0	0	0	0	
	Female	0	0	0	0	0	0	0	0	0	0	0	0	0	0	1	1	0	0	0	0	0	0	0	0	0	0	0	0	0	0	0	0	0	0	
Larceny - Theft (Except Motor Vehicle Theft)	Male	0	0	0	0	0	2	2	0	0	0	0	0	0	0	1	14	12	0	1	0	0	1	0	0	0	0	0	0	0	0	0	0	0	0	
	Female	0	0	0	0	0	0	0	0	0	0	0	0	0	0	6	5	0	1	0	0	0	0	0	0	0	0	0	0	0	0	0	0	0	0	
Motor Vehicle Theft	Male	0	0	0	0	0	1	1	0	0	0	0	0	0	0	4	3	0	1	0	0	0	0	0	0	0	0	0	0	0	0	0	0	0	0	
	Female	0	0	0	0	0	0	0	0	0	0	0	0	0	0	1	0	0	0	0	0	0	1	0	0	0	0	0	0	0	0	0	0	0	0	
Arson	Male	0	0	0	0	0	0	0	0	0	0	0	0	0	0	3	2	0	0	0	0	0	1	0	0	0	0	0	0	0	0	0	0	0	0	
	Female	0	0	0	0	0	0	0	0	0	0	0	0	0	0	0	0	0	0	0	0	0	0	0	0	0	0	0	0	0	0	0	0	0	0	
Total Index Crimes Violations:	Male	0	0	0	1	0	4	4	0	0	2	0	0	0	1	53	40	0	8	0	0	5	0	0	0	0	0	0	0	0	0	0	0	0	232	
	Female	0	0	0	0	0	0	0	0	0	0	0	0	0	0	14	11	0	1	0	0	2	0	0	0	0	0	0	0	0	0	0	0	0	63	
Other Offenses:		60 - 64																																		
Other Assaults (Return A - 4e)	Male	3	1	2	0	3	4	4	0	0	1	0	0	0	0	18	12	0	4	0	0	2	0	0	0	0	0	0	0	0	0	0	0	0	YTD	
	Female	0	0	0	0	0	4	4	0	0	2	0	0	0	0	4	4	0	0	0	0	0	0	0	0	0	0	0	0	0	0	0	0	0	0	
Forgery and Counterfeiting	Male	0	0	0	0	0	1	1	0	0	0	0	0	0	0	1	1	0	0	0	0	0	0	0	0	0	0	0	0	0	0	0	0	0	3	
	Female	0	0	0	0	0	1	1	0	0	0	0	0	0	0	0	0	0	0	0	0	0	0	0	0	0	0	0	0	0	0	0	0	0	1	
Fraud	Male	0	0	0	0	0	2	2	0	0	1	0	0	0	0	16	10	0	5	0	0	1	0	0	0	0	0	0	0	0	0	0	0	0	0	
	Female	0	0	0	0	0	0	0	0	0	1	0	0	0	0	3	2	0	0	0	0	1	0	0	0	0	0	0	0	0	0	0	0	0	0	
Embezzlement	Male	0	0	0	0	0	0	0	0	0	0	0	0	0	0	0	0	0	0	0	0	0	0	0	0	0	0	0	0	0	0	0	0	0	1	
	Female	0	0	0	0	0	1	1	0	0	0	0	0	0	0	1	1	0	0	0	0	0	0	0	0	0	0	0	0	0	0	0	0	0	0	
Stolen Property; Buying, Receiving, Possessing	Male	0	0	0	0	0	1	1	0	0	0	0	0	0	0	4	3	0	1	0	0	0	0	0	0	0	0	0	0	0	0	0	0	0	10	
	Female	0	0	0	0	0	0	0	0	0	0	0	0	0	0	0	0	0	0	0	0	0	0	0	0	0	0	0	0	0	0	0	0	0	1	
Vandalism	Male	0	0	0	0	1	0	0	0	0	0	0	0	0	0	4	4	0	0	0	0	0	0	0	0	0	0	0	0	0	0	0	0	0	0	
	Female	0	0	0	0	0	0	0	0	0	0	0	0	0	0	1	1	0	0	0	0	0	0	0	0	0	0	0	0	0	0	0	0	0	0	
Weapons; Carrying, Possessing, etc.	Male	0	0	0	0	0	0	0	0	0	0	0	0	0	0	5	0	0	3	1	0	0	1	0	0	0	0	0	0	0	0	0	0	0	0	
	Female	0	0	0	0	0	0	0	0	0	0	0	0	0	0	0	0	0	0	0	0	0	0	0	0	0	0	0	0	0	0	0	0	0	0	
Total Other Offense Violations:	Male	3	1	2	0	4	8	8	0	0	2	0	0	0	0	48	30	3	11	0	0	4	0	0	0	0	0	0	0	0	0	0	0	1	374	
	Female	0	0	0	0	0	6	6	0	0	3	0	0	0	0	9	8	0	0	0	0	1	0	0	0	0	0	0	0	0	0	0	0	0	157	
Prostitution and Commercialized Vice:		60 - 64																																		
Prostitution	Male	0	0	0	0	0	0	0	0	0	0	0	0	0	0	2	2	0	0	0	0	0	0	0	0	0	0	0	0	0	0	0	0	0	9	
	Female	0	0	0	0	0	0	0	0	0	0	0	0	0	0	0	0	0	0	0	0	0	0	0	0	0	0	0	0	0	0	0	0	0	0	
Assisting or Promoting Prostitution	Male	0	0	0	0	0	0	0	0	0	0	0	0	0	0	0	0	0	0	0	0	0	0	0	0	0	0	0	0	0	0	0	0	0	0	
	Female	0	0	0	0	0	0	0	0	0	0	0	0	0	0	0	0	0	0	0	0	0	0	0	0	0	0	0	0	0	0	0	0	0	0	
Purchasing Prostitution	Male	0	0	0	0	0	0	0	0	0	0	0	0	0	0	0	0	0	0	0	0	0	0	0	0	0	0	0	0	0	0	0	0	0	0	
	Female	0	0	0	0	0	0	0	0	0	0	0	0	0	0	0	0	0	0	0	0	0	0	0	0	0	0	0	0	0	0	0	0	0	0	
Total Prostitution & Commercialized Vice Violations:	Male	0	0	0	0	0	0	0	0	0	0	0	0	0	0	2	2	0	0	0	0	0	0	0	0	0	0	0	0	0	0	0	0	0	10	
	Female	0	0	0	0	0	0	0	0	0	0	0	0	0	0	0	0	0	0	0	0	0	0	0	0	0	0	0	0	0	0	0	0	0	0	
Sex Offenses (Except Forcible Rape and Prostitution)		60 - 64																																		
Sex Offenses (Except Forcible Rape and Prostitution)	Male	0	0	0	0	0	2	2	0	0	0	0	0	0	0	5	5	0	0	0	0	0	0	0	0	0	0	0	0	0	0	0	0	0	42	
	Female	0	0	0	0	0	0	0	0	0	0	0	0	0	0	0	0	0	0	0	0	0	0	0	0	0	0	0	0	0	0	0	0	0	0	
Drug Abuse Violations:		60 - 64																																		
Sale/Manufacturing:		0 0 0 0 0 1 1 0 0 1 0 0 0 0 0 2 0 1 0 0 0 1 0 0 4 4 0 0 0 0 0 0 0 0 0 0 0 0 0 40																																		
Opium or Cocaine and Their Derivatives (Morphine, Heroin, Codeine)	Male	0	0	0	0	0	0	0	0	0	0	0	0	0	0	1	0	0	0	0	0	1	0	0	0	0	0	0	0	0	0	0	0	0	12	
	Female	0	0	0	0	0	0	0	0	0	0	0	0	0	0	0	0	0	0	0	0	0	0	0	0	0	0	0	0	0	0	0	0	0	0	
Marijuana	Male	0	0	0	0	0	0	0	0	0	0	0	0	0	0	0	0	0	0	0	0	0	0	0	0	0	0	0	0	0	0	0	0	0	0	
	Female	0	0	0	0	0	0	0	0	0	0	0	0	0	0	0	0	0	0	0	0	0	0	0	0	0	0	0	0	0	0	0	0	0	0	
Synthetic Narcotics - Manufactured Narcotics Which Can Cause True Drug Addiction (Demerol, Methadone)	Male	0	0	0	0	0	0	0	0	0	1	0	0	0	0	1	0	1	0	0	0	0														

2018 State of Nevada Arrest Information

Arrests - Ages State Totals 2018		COUNTY: Humboldt	Humboldt Co	Winnemucca PD	Lander Co	Lincoln Co	COUNTY: Lyon	Lyon Co	Yerington PD	Mineral Co	Nye Co	COUNTY: Pershing	Lovelock PD	Pershing Co	Storey Co	COUNTY: Washoe	Reno PD	Reno-Tahoe Airport Auth	Sparks PD	UNR	Washoe School Dist	Washoe Co	Reno Muni Court	White Pine Co	COUNTY: Statewide	NDI	NHP - Southern	NHP - Northeastern	NHP - Northwestern	Capitol Police	Fire Marshal	DOWL	Secretary of State	Attorney General	60 - 64		
Gambling:		60 - 64																												YTD							
Bookmaking (Horse and Sport Book)	Male	0	0	0	0	0	0	0	0	0	0	0	0	0	0	0	0	0	0	0	0	0	0	0	0	0	0	0	0	0	0	0	0	0	0		
	Female	0	0	0	0	0	0	0	0	0	0	0	0	0	0	0	0	0	0	0	0	0	0	0	0	0	0	0	0	0	0	0	0	0	0	0	
Numbers and Lottery	Male	0	0	0	0	0	0	0	0	0	0	0	0	0	0	0	0	0	0	0	0	0	0	0	0	0	0	0	0	0	0	0	0	0	0	0	
	Female	0	0	0	0	0	0	0	0	0	0	0	0	0	0	0	0	0	0	0	0	0	0	0	0	0	0	0	0	0	0	0	0	0	0	0	0
All Other Gambling	Male	0	0	0	0	0	0	0	0	0	0	0	0	0	0	0	0	0	0	0	0	0	0	0	0	0	0	0	0	0	0	0	0	0	0	0	
	Female	0	0	0	0	0	0	0	0	0	0	0	0	0	0	0	0	0	0	0	0	0	0	0	0	0	0	0	0	0	0	0	0	0	0	0	0
Total Gambling Violations:		Male	0	0	0	0	0	0	0	0	0	0	0	0	0	0	0	0	0	0	0	0	0	0	0	0	0	0	0	0	0	0	0	0	0	0	0
	Female	0	0	0	0	0	0	0	0	0	0	0	0	0	0	0	0	0	0	0	0	0	0	0	0	0	0	0	0	0	0	0	0	0	0	0	0
Miscellaneous:		60 - 64																												YTD							
Offenses Against the Family and Children	Male	1	1	0	0	0	0	0	0	0	0	0	0	0	0	0	0	0	0	0	0	0	0	0	0	0	0	0	0	0	0	0	0	0	0	5	
	Female	0	0	0	0	0	1	1	0	0	0	0	0	0	1	0	0	0	0	0	0	0	0	0	0	0	0	0	0	0	0	0	0	0	0	0	3
Driving Under the Influence	Male	4	3	1	0	0	2	2	0	0	4	0	0	0	1	39	22	0	9	0	0	8	0	1	64	0	20	36	8	0	0	0	0	0	0	266	
	Female	0	0	0	0	0	1	1	0	3	5	0	0	0	0	25	13	0	6	0	1	5	0	0	14	0	8	0	5	0	0	1	0	0	97		
Liquor Laws	Male	0	0	0	1	0	0	0	0	0	0	0	0	0	0	202	198	0	4	0	0	0	0	0	1	0	0	0	1	0	0	0	0	0	262		
	Female	0	0	0	0	0	0	0	0	0	0	0	0	0	0	16	16	0	0	0	0	0	0	0	0	0	0	0	0	0	0	0	0	0	0	20	
Drunkenness	Male	0	0	0	0	0	0	0	0	0	1	0	0	0	0	0	0	0	0	0	0	0	0	0	0	0	0	0	0	0	0	0	0	0	0	3	
	Female	0	0	0	0	0	0	0	0	0	1	0	0	0	0	0	0	0	0	0	0	0	0	0	0	0	0	0	0	0	0	0	0	0	0	3	
Disorderly Conduct	Male	1	0	1	0	0	0	0	0	0	2	0	0	0	0	17	15	0	1	0	0	1	0	0	1	0	0	1	0	0	0	0	0	0	0	47	
	Female	0	0	0	0	0	0	0	0	0	0	0	0	0	0	2	0	0	2	0	0	0	0	0	0	0	0	0	0	0	0	0	0	0	0	10	
Vagrancy	Male	0	0	0	0	0	0	0	0	0	1	0	0	0	0	4	4	0	0	0	0	0	0	0	0	0	0	0	0	0	0	0	0	0	0	185	
	Female	0	0	0	0	0	0	0	0	0	0	0	0	0	0	0	0	0	0	0	0	0	0	0	0	0	0	0	0	0	0	0	0	0	0	17	
All Other Offenses (Except Traffic)	Male	5	5	0	0	0	7	7	0	4	30	0	0	0	4	368	300	2	30	1	1	34	0	2	23	3	18	2	0	0	0	0	0	0	1,463		
	Female	0	0	0	0	0	0	0	0	1	11	0	0	0	0	73	61	5	4	0	0	3	0	1	1	0	1	0	0	0	0	0	0	0	0	271	
Suspicion	Male	0	0	0	0	0	0	0	0	0	0	0	0	0	0	0	0	0	0	0	0	0	0	0	0	0	0	0	0	0	0	0	0	0	0	0	
	Female	0	0	0	0	0	0	0	0	0	0	0	0	0	0	0	0	0	0	0	0	0	0	0	0	0	0	0	0	0	0	0	0	0	0	0	
Total Miscellaneous Violations:		Male	11	9	2	1	0	9	9	0	4	38	0	0	5	630	539	2	44	1	1	43	0	3	89	3	38	39	9	0	0	0	0	0	2,231		
	Female	0	0	0	0	0	2	2	0	4	17	0	0	0	1	116	90	5	12	0	1	8	0	1	15	0	9	0	5	0	0	1	0	0	421		
Human Trafficking:		60 - 64																												YTD							
Human Trafficking/ Commercial Sex Acts	Male	0	0	0	0	0	0	0	0	0	0	0	0	0	0	0	0	0	0	0	0	0	0	0	0	0	0	0	0	0	0	0	0	0	0	0	
	Female	0	0	0	0	0	0	0	0	0	0	0	0	0	0	0	0	0	0	0	0	0	0	0	0	0	0	0	0	0	0	0	0	0	0	0	0
Human Trafficking/ Involuntary Servitude	Male	0	0	0	0	0	0	0	0	0	0	0	0	0	0	0	0	0	0	0	0	0	0	0	0	0	0	0	0	0	0	0	0	0	0	0	0
	Female	0	0	0	0	0	0	0	0	0	0	0	0	0	0	0	0	0	0	0	0	0	0	0	0	0	0	0	0	0	0	0	0	0	0	0	0
Total Human Trafficking Violations:		Male	0	0	0	0	0	0	0	0	0	0	0	0	0	0	0	0	0	0	0	0	0	0	0	0	0	0	0	0	0	0	0	0	0	0	0
	Female	0	0	0	0	0	0	0	0	0	0	0	0	0	0	0	0	0	0	0	0	0	0	0	0	0	0	0	0	0	0	0	0	0	0	0	0
Total Arrests:	Male	14	10	4	2	4	24	24	0	4	46	0	0	0	6	740	616	6	63	1	1	53	0	3	96	8	39	39	9	0	0	0	0	1	3,059		
	Female	0	0	0	0	0	10	10	0	4	20	0	0	0	1	139	109	5	13	0	1	11	0	1	17	1	9	0	6	0	0	1	0	0	671		
Total:		14	10	4	2	4	34	34	0	8	66	0	0	0	7	879	725	11	76	1	2	64	0	4	113	9	48	39	15	0	0	1	0	1	3,730		

2018 State of Nevada Arrest Information

Arrests - Ages State Totals 2018		Carson City So	COUNTY: Churchill	Churchill Co	Fallon PD	COUNTY: Clark	Boulder PD	Clark Co School Dist	College of SWV	Henderson PD	LV Metro	LV Fire & Rescue	Mesquite PD	NLV Fire & Rescue	NLV PD	UNLV PD	Douglas Co	COUNTY: Elko	Carlin PD	Elio PD	Elio CO	West Wendover PD	Esmeralda Co	Eureka Co	
Index Crime:		65+																							
Murder and Nonnegligent Manslaughter	Male	0	0	0	0	2	0	0	0	0	1	0	0	0	1	0	0	0	0	0	0	0	0	0	
	Female	0	0	0	0	1	1	0	0	0	0	0	0	0	0	0	0	0	0	0	0	0	0	0	
Manslaughter by Negligence	Male	0	0	0	0	0	0	0	0	0	0	0	0	0	0	0	0	0	0	0	0	0	0	0	
	Female	0	0	0	0	1	0	0	0	0	0	0	0	0	1	0	0	0	0	0	0	0	0	0	
Rape	Male	0	0	0	0	7	0	0	0	0	5	0	1	0	1	0	0	0	0	0	0	0	0	0	
	Female	0	0	0	0	1	0	0	0	0	0	0	0	0	1	0	0	0	0	0	0	0	0	0	
Robbery	Male	0	0	0	0	3	0	0	0	0	3	0	0	0	0	0	0	0	0	0	0	0	0	0	
	Female	0	0	0	0	2	0	0	0	0	2	0	0	0	0	0	0	0	0	0	0	0	0	0	
Aggravated Assault (Return A - 4a-d)	Male	5	0	0	0	55	1	0	0	0	42	0	1	0	6	0	1	0	0	0	2	0	0	0	
	Female	1	0	0	0	12	0	2	0	1	5	0	0	0	4	0	0	0	0	0	0	0	0	0	
Burglary - Breaking or Entering	Male	2	0	0	0	7	0	0	0	0	6	0	0	0	1	0	1	1	0	1	0	0	0	0	
	Female	0	0	0	0	2	0	0	0	0	1	0	1	0	0	0	0	0	0	0	0	0	0	0	
Larceny - Theft (Except Motor Vehicle Theft)	Male	2	0	0	0	41	0	0	0	12	25	0	0	0	4	0	1	0	0	0	0	0	0	0	
	Female	1	0	0	0	22	0	0	0	7	12	0	3	0	0	0	1	1	1	0	0	0	0	0	
Motor Vehicle Theft	Male	1	0	0	0	0	0	0	0	0	2	0	0	0	0	0	0	0	0	0	0	0	0	0	
	Female	0	0	0	0	0	0	0	0	0	0	0	0	0	0	0	0	0	0	0	0	0	0	0	
Arson	Male	0	0	0	0	1	0	0	0	1	0	0	0	0	0	0	0	0	0	0	0	0	0	0	
	Female	0	0	0	0	0	0	0	0	0	0	0	0	0	0	0	0	0	0	0	0	0	0	0	
Total Index Crimes Violations:	Male	10	0	0	0	118	1	0	0	18	84	0	2	0	13	0	4	3	0	1	2	0	0	0	
	Female	2	0	0	0	39	1	0	0	8	18	0	4	0	6	0	1	1	1	0	0	0	0	0	
Other Offenses:		65+																							
Other Assaults (Return A - 4e)	Male	1	0	0	0	215	2	0	0	22	185	0	1	0	5	0	6	0	0	0	0	0	0	1	
	Female	1	0	0	0	75	0	0	0	10	63	0	0	0	2	0	1	0	0	0	0	0	0	0	
Forgery and Counterfeiting	Male	0	0	0	0	0	0	0	0	0	0	0	0	0	0	0	0	0	0	0	0	0	0	0	
	Female	0	0	0	0	1	0	0	0	0	1	0	0	0	0	0	0	0	0	0	0	0	0	0	
Fraud	Male	0	0	0	0	7	0	0	0	0	7	0	0	0	0	0	0	0	0	0	0	0	0	0	
	Female	0	0	0	0	4	0	0	0	0	4	0	0	0	0	0	1	0	0	0	0	0	0	0	
Embezzlement	Male	0	0	0	0	1	0	0	0	0	1	0	0	0	0	0	0	0	0	0	0	0	0	0	
	Female	0	0	0	0	1	0	0	0	0	1	0	0	0	0	0	0	0	0	0	0	0	0	0	
Stolen Property; Buying, Receiving, Possessing	Male	0	0	0	0	4	0	0	0	0	4	0	0	0	0	0	0	0	0	0	0	0	0	0	
	Female	0	0	0	0	1	0	0	0	1	0	0	0	0	0	0	0	0	0	0	0	0	0	0	
Vandalism	Male	0	0	0	0	14	0	0	0	0	13	0	1	0	0	0	0	0	0	0	0	0	0	0	
	Female	0	0	0	0	2	0	0	0	0	2	0	0	0	0	0	0	0	0	0	0	0	0	0	
Weapons; Carrying, Possessing, etc.	Male	0	0	0	0	9	1	0	0	1	6	0	0	0	0	0	0	0	0	0	0	0	0	0	
	Female	0	0	0	0	1	0	0	0	0	1	0	0	0	0	0	0	0	0	0	0	0	0	0	
Total Other Offense Violations:	Male	1	0	0	0	250	3	0	1	23	216	0	2	0	5	0	6	0	0	0	0	0	0	1	
	Female	1	0	0	0	85	0	0	0	11	72	0	0	0	2	0	2	0	0	0	0	0	0	0	
Prostitution and Commercialized Vice:		65+																							
Prostitution	Male	0	0	0	0	4	0	0	0	0	4	0	0	0	0	0	0	0	0	0	0	0	0	0	
	Female	0	0	0	0	2	0	0	0	0	2	0	0	0	0	0	0	0	0	0	0	0	0	0	
Assisting or Promoting Prostitution	Male	0	0	0	0	0	0	0	0	0	0	0	0	0	0	0	0	0	0	0	0	0	0	0	
	Female	0	0	0	0	0	0	0	0	0	0	0	0	0	0	0	0	0	0	0	0	0	0	0	
Purchasing Prostitution	Male	0	0	0	0	1	0	0	0	0	1	0	0	0	0	0	0	0	0	0	0	0	0	0	
	Female	0	0	0	0	0	0	0	0	0	0	0	0	0	0	0	0	0	0	0	0	0	0	0	
Total Prostitution & Commercialized Vice Violations:	Male	0	0	0	0	5	0	0	0	0	5	0	0	0	0	0	0	0	0	0	0	0	0	0	
	Female	0	0	0	0	2	0	0	0	0	2	0	0	0	0	0	0	0	0	0	0	0	0	0	
Sex Offenses (Except Forcible Rape and Prostitution)		65+																							
Sex Offenses (Except Forcible Rape and Prostitution)	Male	1	0	0	0	29	0	0	0	4	25	0	0	0	0	0	0	0	0	0	0	0	0	0	
	Female	0	0	0	0	4	0	0	0	0	4	0	0	0	0	0	0	0	0	0	0	0	0	0	
Drug Abuse Violations:		65+																							
Sale/Manufacturing:		1 0 0 0 11 0 0 0 0 10 0 0 0 1 0 0 1 0 0 0 1 0 0																							
Opium or Cocaine and Their Derivatives (Morphine, Heroin, Codeine)	Male	0	0	0	0	3	0	0	0	0	2	0	0	0	1	0	0	0	0	0	0	0	0	0	
	Female	0	0	0	0	0	0	0	0	0	0	0	0	0	0	0	0	0	0	0	0	0	0	0	
Marijuana	Male	0	0	0	0	3	0	0	0	0	3	0	0	0	0	0	0	0	0	0	0	0	0	0	
	Female	0	0	0	0	1	0	0	0	0	1	0	0	0	0	0	0	0	0	0	0	0	0	0	
Synthetic Narcotics - Manufactured Narcotics Which Can Cause True Drug Addiction (Demerol, Methadone)	Male	1	0	0	0	1	0	0	0	0	1	0	0	0	0	0	0	0	0	0	0	0	0	0	
	Female	0	0	0	0	0	0	0	0	0	0	0	0	0	0	0	0	0	0	0	0	0	0	0	
Other - Dangerous Nonnarcotic Drugs (Barbiturates, Benzadrine)	Male	0	0	0	0	2	0	0	0	0	2	0	0	0	0	0	0	1	0	0	0	1	0	0	
	Female	0	0	0	0	1	0	0	0	0	1	0	0	0	0	0	0	0	0	0	0	0	0	0	
Total Possession:	Male	1	0	0	0	39	0	0	0	6	26	0	0	0	7	0	3	0	0	0	0	0	0	0	
	Female	0	0	0	0	6	0	0	0	0	6	0	0	0	0	0	0	0	0	0	0	0	0	0	
Opium or Cocaine and Their Derivatives (Morphine, Heroin, Codeine)	Male	0	0	0	0	6	0	0	0	0	6	0	0	0	0	0	0	0	0	0	0	0	0	0	
	Female	0	0	0	0	2	0	0	0	0	2	0	0	0	0	0	0	0	0	0	0	0	0	0	
Marijuana	Male	0	0	0	0	2	0	0	0	1	1	0	0	0	0	0	1	0	0	0	0	0	0	0	
	Female	0	0	0	0	0	0	0	0	0	0	0	0	0	0	0	0	0	0	0	0	0	0	0	
Synthetic Narcotics - Manufactured Narcotics Which Can Cause True Drug Addiction (Demerol, Methadone)	Male	1	0	0	0	9	0	0	0	0	9	0	0	0	0	0	0	0	0	0	0	0	0	0	
	Female	0	0	0	0	1	0	0	0	1	0	0	0	0	0	0	0	0	0	0	0	0	0	0	
Other - Dangerous Nonnarcotic Drugs (Barbiturates, Benzadrine)	Male	0	0	0	0	19	0	0	0	4	8	0	0	0	7	0	2	0	0	0	0	0	0	0	
	Female	0	0	0	0	0	0	0	0	0	0	0	0	0	0	0	0	0	0	0	0	0	0	0	
Total Drug Abuse Violations:	Male	2	0	0	0	45	0	0	0	5	32	0	0	0	8	0	3	1	0	0	0	1	0	0	
	Female	0	0	0	0	5	0	0	0	1	4	0	0	0	0	0	0	0	0	0	0	0	0	0	

2018 State of Nevada Arrest Information

Arrests - Ages State Totals 2018		Carson City So	COUNTY: Churchill	Churchill Co	Fallon PD	COUNTY: Clark	Boulder PD	Clark Co School Dist	College of SNV	Henderson PD	LV Metro	LV Fire & Rescue	Mesquite PD	NLV Fire & Rescue	NLV PD	UNLV PD	Douglas Co	COUNTY: Elko	Carlin PD	Elko PD	Elko CO	West Wendover PD	Esmeralda Co	Eureka Co	
Gambling:		65+																							
Bookmaking (Horse and Sport Book)	Male	0	0	0	0	0	0	0	0	0	0	0	0	0	0	0	0	0	0	0	0	0	0	0	
	Female	0	0	0	0	0	0	0	0	0	0	0	0	0	0	0	0	0	0	0	0	0	0	0	
Numbers and Lottery	Male	0	0	0	0	0	0	0	0	0	0	0	0	0	0	0	0	0	0	0	0	0	0	0	
	Female	0	0	0	0	0	0	0	0	0	0	0	0	0	0	0	0	0	0	0	0	0	0	0	
All Other Gambling	Male	0	0	0	0	0	0	0	0	0	0	0	0	0	0	0	0	0	0	0	0	0	0	0	
	Female	0	0	0	0	0	0	0	0	0	0	0	0	0	0	0	0	0	0	0	0	0	0	0	
Total Gambling Violations:	Male	0	0	0	0	0	0	0	0	0	0	0	0	0	0	0	0	0	0	0	0	0	0	0	
	Female	0	0	0	0	0	0	0	0	0	0	0	0	0	0	0	0	0	0	0	0	0	0	0	
Miscellaneous:		65+																							
Offenses Against the Family and Children	Male	0	1	0	1	3	0	0	0	2	1	0	0	0	0	0	0	0	0	0	0	0	0	0	
	Female	0	0	0	0	1	0	0	0	0	1	0	0	0	0	0	0	0	0	0	0	0	0	0	
Driving Under the Influence	Male	9	2	1	1	123	3	0	0	23	82	0	8	0	7	0	6	5	1	1	2	1	0	0	
	Female	2	1	0	1	39	1	0	0	8	28	0	2	0	0	0	3	4	1	1	0	2	0	0	
Liquor Laws	Male	0	0	0	0	18	0	0	0	5	13	0	0	0	0	0	0	0	0	0	0	0	0	0	
	Female	0	0	0	0	0	0	0	0	0	0	0	0	0	0	0	0	0	0	0	0	0	0	0	
Drunkenness	Male	0	0	0	0	1	0	0	0	0	0	0	0	0	1	0	1	0	0	0	0	0	0	0	
	Female	0	0	0	0	0	0	0	0	0	0	0	0	0	0	0	0	0	0	0	0	0	0	0	
Disorderly Conduct	Male	2	0	0	0	12	1	1	0	0	5	0	4	0	1	0	5	2	0	0	2	0	0	0	
	Female	1	0	0	0	7	0	0	0	0	4	0	2	0	1	0	1	0	0	0	0	0	0	0	
Vagrancy	Male	0	0	0	0	78	1	0	0	0	77	0	0	0	0	0	0	0	0	0	0	0	0	0	
	Female	0	0	0	0	15	0	0	0	0	14	0	1	0	0	0	0	0	0	0	0	0	0	0	
All Other Offenses (Except Traffic)	Male	26	8	4	4	523	4	2	0	84	401	0	1	0	30	1	7	7	1	4	2	0	1	0	
	Female	5	3	0	3	89	3	0	0	18	64	0	0	0	4	0	2	6	0	5	1	0	0	0	
Suspicion	Male	0	0	0	0	0	0	0	0	0	0	0	0	0	0	0	0	0	0	0	0	0	0	0	
	Female	0	0	0	0	0	0	0	0	0	0	0	0	0	0	0	0	0	0	0	0	0	0	0	
Total Miscellaneous Violations:	Male	37	11	5	6	758	9	3	0	114	579	0	13	0	39	1	19	14	2	5	6	1	1	0	
	Female	8	4	0	4	151	4	0	0	26	111	0	5	0	5	0	6	10	1	6	1	2	0	0	
Human Trafficking:		65+																							
Human Trafficking/ Commercial Sex Acts	Male	0	0	0	0	0	0	0	0	0	0	0	0	0	0	0	0	0	0	0	0	0	0	0	
	Female	0	0	0	0	0	0	0	0	0	0	0	0	0	0	0	0	0	0	0	0	0	0	0	
Human Trafficking/ Involuntary Servitude	Male	0	0	0	0	0	0	0	0	0	0	0	0	0	0	0	0	0	0	0	0	0	0	0	
	Female	0	0	0	0	0	0	0	0	0	0	0	0	0	0	0	0	0	0	0	0	0	0	0	
Total Human Trafficking Violations:	Male	0	0	0	0	0	0	0	0	0	0	0	0	0	0	0	0	0	0	0	0	0	0	0	
	Female	0	0	0	0	0	0	0	0	0	0	0	0	0	0	0	0	0	0	0	0	0	0	0	
Total Arrests:	Male	51	11	5	6	1,205	13	3	1	164	941	0	17	0	65	1	32	18	2	6	8	2	1	1	
65+ Years of Age	Female	11	4	0	4	286	5	2	0	46	211	0	9	0	13	0	9	11	2	6	1	2	0	0	
Total:		62	15	5	10	1,491	18	5	1	210	1,152	0	26	0	78	1	41	29	4	12	9	4	1	1	

2018 State of Nevada Arrest Information

Arrests - Ages State Totals 2018		COUNTY: Humboldt																																YTD				
		Humboldt Co	Winnemucca PD	Lander Co	Lincoln Co	COUNTY: Lyon	Lyon Co	Yerington PD	Mineral Co	Nye Co	COUNTY: Pershing	Lovelock PD	Pershing Co	Storey Co	COUNTY: Washoe	Reno PD	Reno-Tahoe Airport Auth	Sparks PD	UNR	Washoe School Dist	Washoe Co	Reno Muni Court	White Pine Co	COUNTY: Statewide	NDI	NHP - Southern	NHP - Northeastern	NHP - Northwestern	Capitol Police	Fire Marshal	DOWL	Secretary of State	Attorney General	65+				
Gambling:		65+																																YTD				
Bookmaking (Horse and Sport Book)	Male	0	0	0	0	0	0	0	0	0	0	0	0	0	0	0	0	0	0	0	0	0	0	0	0	0	0	0	0	0	0	0	0	0	0	0		
	Female	0	0	0	0	0	0	0	0	0	0	0	0	0	0	0	0	0	0	0	0	0	0	0	0	0	0	0	0	0	0	0	0	0	0	0	0	
Numbers and Lottery	Male	0	0	0	0	0	0	0	0	0	0	0	0	0	0	0	0	0	0	0	0	0	0	0	0	0	0	0	0	0	0	0	0	0	0	0	0	
	Female	0	0	0	0	0	0	0	0	0	0	0	0	0	0	0	0	0	0	0	0	0	0	0	0	0	0	0	0	0	0	0	0	0	0	0	0	
All Other Gambling	Male	0	0	0	0	0	0	0	0	0	0	0	0	0	0	0	0	0	0	0	0	0	0	0	0	0	0	0	0	0	0	0	0	0	0	0	0	
	Female	0	0	0	0	0	0	0	0	0	0	0	0	0	0	0	0	0	0	0	0	0	0	0	0	0	0	0	0	0	0	0	0	0	0	0	0	0
Total Gambling Violations:		Male	0	0	0	0	0	0	0	0	0	0	0	0	0	0	0	0	0	0	0	0	0	0	0	0	0	0	0	0	0	0	0	0	0	0	0	0
	Female	0	0	0	0	0	0	0	0	0	0	0	0	0	0	0	0	0	0	0	0	0	0	0	0	0	0	0	0	0	0	0	0	0	0	0	0	0
Miscellaneous:		65+																																YTD				
Offenses Against the Family and Children	Male	0	0	0	0	0	0	0	0	0	0	0	0	3	0	0	0	0	0	0	0	0	0	0	0	0	0	0	0	0	0	0	0	0	0	0	0	11
	Female	0	0	0	0	0	0	0	0	0	0	0	1	0	0	0	0	0	0	0	0	0	0	0	0	0	0	0	0	0	0	0	0	0	0	0	0	2
Driving Under the Influence	Male	2	1	1	0	0	8	8	0	2	4	0	0	0	1	34	24	0	4	0	1	5	0	0	44	0	16	17	11	0	0	0	0	0	0	0	240	
	Female	0	0	0	0	0	0	0	0	4	0	0	0	0	8	4	0	2	0	0	2	0	0	16	0	7	3	6	0	0	0	0	0	0	0	77		
Liquor Laws	Male	0	0	0	0	0	0	0	0	0	0	0	0	0	98	97	0	1	0	0	0	0	0	0	0	0	0	0	0	0	0	0	0	0	0	0	116	
	Female	0	0	0	0	0	0	0	0	0	0	0	0	0	1	1	0	0	0	0	0	0	0	0	0	0	0	0	0	0	0	0	0	0	0	0	1	
Drunkenness	Male	0	0	0	0	0	1	1	0	0	1	0	0	0	0	0	0	0	0	0	0	0	0	1	0	0	0	0	0	0	0	0	0	0	0	0	5	
	Female	0	0	0	0	0	0	0	0	0	0	0	0	0	0	0	0	0	0	0	0	0	0	0	0	0	0	0	0	0	0	0	0	0	0	0	0	
Disorderly Conduct	Male	1	1	0	0	1	1	1	0	2	1	0	0	0	15	12	0	2	0	0	1	0	0	1	0	0	1	0	0	0	0	0	0	0	0	0	43	
	Female	0	0	0	0	0	0	0	0	0	0	0	0	0	2	2	0	0	0	0	0	0	0	1	0	0	1	0	0	0	0	0	0	0	0	12		
Vagrancy	Male	0	0	0	0	0	0	0	0	1	0	0	0	0	2	2	0	0	0	0	0	0	0	0	0	0	0	0	0	0	0	0	0	0	0	0	81	
	Female	0	0	0	0	0	0	0	0	0	0	0	0	0	0	0	0	0	0	0	0	0	0	0	0	0	0	0	0	0	0	0	0	0	0	0	15	
All Other Offenses (Except Traffic)	Male	2	0	2	1	1	7	7	0	3	25	0	0	0	1	198	167	0	21	1	0	9	0	0	11	0	4	5	2	0	0	0	0	0	0	821		
	Female	0	0	0	0	0	1	1	0	1	3	0	0	0	1	34	30	0	3	0	0	1	0	1	5	0	3	0	2	0	0	0	0	0	0	151		
Suspicion	Male	0	0	0	0	0	0	0	0	0	0	0	0	0	0	0	0	0	0	0	0	0	0	0	0	0	0	0	0	0	0	0	0	0	0	0	0	
	Female	0	0	0	0	0	0	0	0	0	0	0	0	0	0	0	0	0	0	0	0	0	0	0	0	0	0	0	0	0	0	0	0	0	0	0	0	
Total Miscellaneous Violations:		Male	5	2	3	1	2	17	17	0	7	35	0	0	3	348	303	0	28	1	1	15	0	2	57	1	20	23	13	0	0	0	0	0	0	1,317		
	Female	0	0	0	0	0	1	1	0	1	8	0	0	0	1	45	37	0	5	0	0	3	0	1	22	0	10	4	8	0	0	0	0	0	0	258		
Human Trafficking:		65+																																YTD				
Human Trafficking/ Commercial Sex Acts	Male	0	0	0	0	0	0	0	0	0	0	0	0	0	0	0	0	0	0	0	0	0	0	0	0	0	0	0	0	0	0	0	0	0	0	0	0	
	Female	0	0	0	0	0	0	0	0	0	0	0	0	0	0	0	0	0	0	0	0	0	0	0	0	0	0	0	0	0	0	0	0	0	0	0	0	0
Human Trafficking/ Involuntary Servitude	Male	0	0	0	0	0	0	0	0	0	0	0	0	0	0	0	0	0	0	0	0	0	0	0	0	0	0	0	0	0	0	0	0	0	0	0	0	
	Female	0	0	0	0	0	0	0	0	0	0	0	0	0	0	0	0	0	0	0	0	0	0	0	0	0	0	0	0	0	0	0	0	0	0	0	0	
Total Human Trafficking Violations:		Male	0	0	0	0	0	0	0	0	0	0	0	0	0	0	0	0	0	0	0	0	0	0	0	0	0	0	0	0	0	0	0	0	0	0	0	0
	Female	0	0	0	0	0	0	0	0	0	0	0	0	0	0	0	0	0	0	0	0	0	0	0	0	0	0	0	0	0	0	0	0	0	0	0	0	0
Total Arrests:	Male	7	4	3	2	2	34	34	0	13	45	0	0	0	4	411	342	0	37	1	1	30	0	2	61	3	20	25	13	0	0	0	0	0	0	1,900		
65+ Years of Age	Female	0	0	0	0	0	6	6	0	1	10	0	0	0	1	73	56	1	10	0	0	6	0	1	23	1	10	4	8	0	0	0	0	0	0	436		
Total:		7	4	3	2	2	40	40	0	14	55	0	0	0	5	484	398	1	47	1	1	36	0	3	84	4	30	29	21	0	0	0	0	0	0	2,336		



Statewide Arrestees: Race & Ethnicity

Juvenile and Adult: By Agency and County

2018 State of Nevada Arrest Totals

STATE OF NEVADA ARRESTS 2018

JUVENILE	White	Black	Indian or Alaskan	Asian	Hawaiian or Islander	Hispanic or Latino	Not Hispanic or Latino
Total Arrests	6,584	3,474	144	174	52	2,695	7,310

Total Race Reported:	10,428
Total Ethnicity Reported:	10,005

Index Crimes:	White	Black	Indian or Alaskan	Asian	Hawaiian or Islander	Hispanic or Latino	Not Hispanic or Latino
Murder and Nonnegligent Manslaughter	13	11	0	0	0	6	17
Manslaughter by Negligence	0	0	0	0	0	0	0
Rape	43	23	0	3	1	17	53
Robbery	118	180	1	4	1	66	230
Aggravated Assault (Return A - 4a-d)	536	368	5	13	1	234	667
Burglary - Breaking or Entering	145	110	0	9	2	66	192
Larceny - Theft (Except Motor Vehicle Theft)	458	369	9	17	1	175	620
Motor Vehicle Theft	70	50	0	0	1	23	90
Arson	14	5	0	1	0	4	13
Total Index Crimes Violations:	1,397	1,116	15	47	7	591	1,882

Other Offenses:	White	Black	Indian or Alaskan	Asian	Hawaiian or Islander	Hispanic or Latino	Not Hispanic or Latino
Other Assaults (Return A - 4e)	1,236	648	18	29	13	515	1,358
Forgery and Counterfeiting	4	1	0	0	0	3	2
Fraud	21	23	0	0	0	5	36
Embezzlement	11	0	0	1	0	3	9
Stolen Property; Buying, Receiving, Possessing	78	86	0	3	0	49	109
Vandalism	178	75	5	2	0	64	189
Weapons; Carrying, Possessing, etc.	138	83	1	2	5	81	139
Total Other Offense Violations:	1,666	916	24	37	18	720	1,842

Prostitution and Commercialized Vice:	White	Black	Indian or Alaskan	Asian	Hawaiian or Islander	Hispanic or Latino	Not Hispanic or Latino
Prostitution	29	24	0	1	1	11	42
Assisting or Promoting Prostitution	0	0	0	0	0	0	0
Purchasing Prostitution	0	0	0	0	0	0	0
Total Prostitution & Commercialized Vice Violations:	29	24	0	1	1	11	42

Sex Offenses (Except Forcible Rape and Prostitution)	White	Black	Indian or Alaskan	Asian	Hawaiian or Islander	Hispanic or Latino	Not Hispanic or Latino
Sex Offenses (Except Forcible Rape and Prostitution)	52	18	0	1	0	19	49

Drug Abuse Violations:	White	Black	Indian or Alaskan	Asian	Hawaiian or Islander	Hispanic or Latino	Not Hispanic or Latino
Sale/Manufacturing:	87	21	0	3	1	50	58
Opium or Cocaine and Their Derivatives (Morphine, Heroin, Codeine)	4	0	0	0	0	1	3
Marijuana	53	14	0	0	1	29	38
Synthetic Narcotics - Manufactured Narcotics Which Can Cause True Drug Addiction (Demerol, Methadones)	10	1	0	1	0	4	7
Other - Dangerous Nonnarcotic Drugs (Barbiturates, Benzadrine)	20	6	0	2	0	16	10
Possession:	785	262	19	23	8	399	652
Opium or Cocaine and Their Derivatives (Morphine, Heroin, Codeine)	11	1	1	1	0	3	10
Marijuana	699	244	17	18	7	365	581
Synthetic Narcotics - Manufactured Narcotics Which Can Cause True Drug Addiction (Demerol, Methadones)	8	5	0	1	0	1	12
Other - Dangerous Nonnarcotic Drugs (Barbiturates, Benzadrine)	67	12	1	3	1	30	49
Total Drug Abuse Violations:	872	283	19	26	9	449	710

Gambling:	White	Black	Indian or Alaskan	Asian	Hawaiian or Islander	Hispanic or Latino	Not Hispanic or Latino
Bookmaking (Horse and Sport Book)	0	0	0	0	0	0	0
Numbers and Lottery	0	0	0	0	0	0	0
All Other Gambling	2	0	0	0	0	1	1
Total Gambling Violations:	2	0	0	0	0	1	1

Miscellaneous:	White	Black	Indian or Alaskan	Asian	Hawaiian or Islander	Hispanic or Latino	Not Hispanic or Latino
Offenses Against the Family and Children	19	3	2	0	0	3	20
Driving Under the Influence	59	8	0	2	0	20	45
Liquor Laws	367	28	21	11	3	108	313
Drunkenness	62	57	3	0	0	38	74
Disorderly Conduct	292	283	7	10	6	172	430
Vagrancy	1	1	0	0	0	0	2
All Other Offenses (Except Traffic)	1,160	517	39	24	4	404	1,270
Suspicion	0	0	0	0	0	0	0
Curfew and Loitering Law Violations	248	111	4	4	1	64	298
Runaways	356	109	10	11	3	93	332
Total Miscellaneous Violations:	2,564	1,117	86	62	17	902	2,784

Human Trafficking:	White	Black	Indian or Alaskan	Asian	Hawaiian or Islander	Hispanic or Latino	Not Hispanic or Latino
Human Trafficking/ Commercial Sex Acts	0	0	0	0	0	0	0
Human Trafficking/ Involuntary Servitude	2	0	0	0	0	2	0
Total Human Trafficking Violations:	2	0	0	0	0	2	0

2018 State of Nevada Arrest Totals

STATE OF NEVADA ARRESTS 2018

ADULT	White	Black	Indian or Alaskan	Asian	Hawaiian or Islander	Hispanic or Latino	Not Hispanic or Latino
Total Arrests	87,887	36,735	1,619	3,617	71	17,011	101,560

Total Race Reported:	129,929
Total Ethnicity Reported:	118,571

Index Crimes:	White	Black	Indian or Alaskan	Asian	Hawaiian or Islander	Hispanic or Latino	Not Hispanic or Latino
Murder and Nonnegligent Manslaughter	72	88	4	3	0	28	133
Manslaughter by Negligence	8	2	0	0	0	2	7
Rape	222	96	2	18	0	93	231
Robbery	535	539	4	32	0	155	923
Aggravated Assault (Return A - 4a-d)	3,216	1,627	70	144	2	889	3,982
Burglary - Breaking or Entering	1,953	815	19	74	1	318	2,406
Larceny - Theft (Except Motor Vehicle Theft)	3,820	1,437	80	140	5	616	4,467
Motor Vehicle Theft	507	109	9	6	1	105	500
Arson	44	13	0	1	0	5	47
Total Index Crimes Violations:	10,377	4,726	188	418	9	2,211	12,696

Other Offenses:	White	Black	Indian or Alaskan	Asian	Hawaiian or Islander	Hispanic or Latino	Not Hispanic or Latino
Other Assaults (Return A - 4e)	9,957	5,243	121	608	7	2,803	12,351
Forgery and Counterfeiting	305	93	5	21	0	67	314
Fraud	1,244	437	19	70	0	171	1,427
Embezzlement	202	59	1	14	0	38	220
Stolen Property; Buying, Receiving, Possessing	1,191	449	16	32	1	313	1,284
Vandalism	976	337	14	45	2	228	1,078
Weapons; Carrying, Possessing, etc.	1,187	763	8	37	1	324	1,508
Total Other Offense Violations:	15,062	7,381	184	827	11	3,944	18,182

Prostitution and Commercialized Vice:	White	Black	Indian or Alaskan	Asian	Hawaiian or Islander	Hispanic or Latino	Not Hispanic or Latino
Prostitution	1,118	1,528	9	104	1	276	2,475
Assisting or Promoting Prostitution	9	16	0	4	0	3	26
Purchasing Prostitution	9	4	0	2	0	3	12
Total Prostitution & Commercialized Vice Violations:	1,136	1,548	9	110	1	282	2,513

Sex Offenses (Except Forcible Rape and Prostitution)	White	Black	Indian or Alaskan	Asian	Hawaiian or Islander	Hispanic or Latino	Not Hispanic or Latino
Sex Offenses (Except Forcible Rape and Prostitution)	533	246	14	41	0	123	672

Drug Abuse Violations:	White	Black	Indian or Alaskan	Asian	Hawaiian or Islander	Hispanic or Latino	Not Hispanic or Latino
Sale/Manufacturing:	1,219	671	7	37	1	331	1460
Opium or Cocaine and Their Derivatives (Morphine, Heroin, Codeine)	264	182	2	6	1	89	349
Marijuana	169	289	1	8	0	50	408
Synthetic Narcotics - Manufactured Narcotics Which Can Cause TrueDrug Addiction (Demerol, Methadones)	366	83	4	12	0	69	320
Other - Dangerous Nonnarcotic Drugs (Barbiturates, Benzedrine)	420	117	0	11	0	123	383
Possession:	5,678	2,065	67	200	4	1,366	5,834

Opium or Cocaine and Their Derivatives (Morphine, Heroin, Codeine)	749	269	9	23	0	169	839
Marijuana	613	314	7	19	1	144	669
Synthetic Narcotics - Manufactured Narcotics Which Can Cause TrueDrug Addiction (Demerol, Methadones)	1,205	415	18	48	2	235	1,344
Other - Dangerous Nonnarcotic Drugs (Barbiturates, Benzedrine)	3,111	1,067	33	110	1	818	2,982
Total Drug Abuse Violations:	6,897	2,736	74	237	5	1,697	7,294

Gambling:	White	Black	Indian or Alaskan	Asian	Hawaiian or Islander	Hispanic or Latino	Not Hispanic or Latino
Bookmaking (Horse and Sport Book)	0	0	0	0	0	0	0
Numbers and Lottery	0	0	0	0	0	0	0
All Other Gambling	20	0	0	1	0	1	14
Total Gambling Violations:	20	0	0	1	0	1	14

Miscellaneous:	White	Black	Indian or Alaskan	Asian	Hawaiian or Islander	Hispanic or Latino	Not Hispanic or Latino
Offenses Against the Family and Children	743	179	8	18	2	131	622
Driving Under the Influence	8,068	1,442	129	344	3	1,912	5,301
Liquor Laws	2,520	600	139	35	0	288	2,820
Drunkenness	210	15	13	4	0	4	62
Disorderly Conduct	1,123	365	50	31	3	195	1,157
Vagrancy	2,336	686	65	91	2	253	2,858
All Other Offenses (Except Traffic)	38,853	16,791	745	1,460	35	5,968	47,341
Suspicion	0	0	0	0	0	0	0
Total Miscellaneous Violations:	53,853	20,078	1,149	1,983	45	8,751	60,161

Human Trafficking:	White	Black	Indian or Alaskan	Asian	Hawaiian or Islander	Hispanic or Latino	Not Hispanic or Latino
Human Trafficking/ Commercial Sex Acts	9	20	1	0	0	2	28
Human Trafficking/ Involuntary Servitude	0	0	0	0	0	0	0
Total Human Trafficking Violations:	9	20	1	0	0	2	28

2018 State of Nevada Arrest Information

Juvenile Arrests - Races State Totals 2018																							
	Carson City So	COUNTY: Churchill	Churchill Co	Fallon PD	COUNTY: Clark	Boulder PD	Clark Co School Dist	College of SNV	Henderson PD	LV Metro	LV Fire & Rescue	Mesquite PD	NLV Fire & Rescue	NLV PD	UNLV PD	Douglas Co	COUNTY: Elko	Carlin PD	Elko PD	Elko CO	West Wendover PD	Esmeralda Co	Eureka Co
Index Crimes:																							
White																							
Murder and Nonnegligent Manslaughter	2	0	0	0	6	0	0	0	1	5	0	0	0	0	0	0	0	0	0	0	0	0	0
Manslaughter by Negligence	0	0	0	0	0	0	0	0	0	0	0	0	0	0	0	0	0	0	0	0	0	0	0
Rape	0	1	1	0	30	0	0	0	0	21	0	0	0	9	0	0	0	0	0	0	0	0	0
Robbery	3	0	0	0	103	0	8	0	10	71	0	0	0	14	0	1	1	0	1	0	0	0	0
Aggravated Assault (Return A - 4a-d)	34	3	3	0	291	0	164	0	5	68	0	0	0	54	0	2	4	0	2	1	1	0	0
Burglary - Breaking or Entering	3	3	3	0	76	0	30	0	1	37	0	4	0	4	0	3	2	0	0	1	1	0	0
Larceny - Theft (Except Motor Vehicle Theft)	16	2	2	0	260	1	19	9	76	129	0	1	0	25	0	4	14	0	1	13	0	0	0
Motor Vehicle Theft	1	2	2	0	31	0	1	0	7	14	0	0	0	9	0	0	5	4	0	0	1	0	0
Arson	1	0	0	0	8	0	5	0	3	0	0	0	0	0	0	0	0	0	0	0	0	0	0
Total Index Crimes Violations:	60	11	11	0	805	1	227	9	103	345	0	5	0	115	0	10	26	4	4	15	3	0	0
Other Offenses:																							
White																							
Other Assaults (Return A - 4e)	2	15	15	0	835	6	27	0	156	585	0	6	0	55	0	14	7	0	2	5	0	0	0
Forgery and Counterfeiting	0	0	0	0	3	0	3	0	0	0	0	0	0	0	0	0	0	0	0	0	0	0	0
Fraud	1	0	0	0	11	0	2	0	1	8	0	0	0	0	0	0	1	0	0	1	0	0	0
Embezzlement	2	0	0	0	1	0	0	0	0	1	0	0	0	0	0	0	0	0	0	0	0	0	0
Stolen Property; Buying, Receiving, Possessing	1	0	0	0	53	0	6	0	8	32	0	0	0	7	0	5	2	0	1	1	0	0	0
Vandalism	5	6	6	0	88	3	16	0	11	42	0	7	0	9	0	8	4	0	2	2	0	0	0
Weapons; Carrying, Possessing, etc.	2	0	0	0	97	1	43	0	5	40	0	0	0	8	0	2	0	0	0	0	0	0	0
Total Other Offense Violations:	13	21	21	0	1,088	10	97	0	181	708	0	13	0	79	0	29	14	0	5	9	0	0	0
Prostitution and Commercialized Vice:																							
White																							
Prostitution	0	0	0	0	24	0	0	0	0	24	0	0	0	0	0	0	0	0	0	0	0	0	0
Assisting or Promoting Prostitution	0	0	0	0	0	0	0	0	0	0	0	0	0	0	0	0	0	0	0	0	0	0	0
Purchasing Prostitution	0	0	0	0	0	0	0	0	0	0	0	0	0	0	0	0	0	0	0	0	0	0	0
Total Prostitution & Commercialized Vice Violations:	0	0	0	0	24	0	0	0	0	24	0	0	0	0	0	0	0	0	0	0	0	0	0
Sex Offenses (Except Forcible Rape and Prostitution) White																							
Sex Offenses (Except Forcible Rape and Prostitution)	2	1	1	0	38	0	9	0	6	22	0	0	0	1	0	0	0	0	0	0	0	0	0

2018 State of Nevada Arrest Information

Juvenile Arrests - Races State Totals 2018	COUNTY: Humboldt																												White						
	Humboldt Co	Winne mucca PD	Lander Co	Lincoln Co	COUNTY: Lyon	Lyon Co	Yerington PD	Mineral Co	Nye Co	COUNTY: Pershing	Lovelock PD	Pershing Co	Storey Co	COUNTY: Washoe	Reno PD	Reno-Tahoe Airport Auth	Sparks PD	UNR	Washoe School Dist	Washoe Co	Reno Muni Court	White Pine Co	COUNTY: State wide	NDI	NHP - Southern	NHP - Northeastern	NHP - Northwestern	Capitol Police		Fire Marshal	DOWL	Secretary of State	Attorney General		
Index Crimes:	White																												YTD						
Murder and Nonnegligent Manslaughter	0	0	0	0	0	5	5	0	0	0	0	0	0	0	0	0	0	0	0	0	0	0	0	0	0	0	0	0	0	0	0	0	0	13	
Manslaughter by Negligence	0	0	0	0	0	0	0	0	0	0	0	0	0	0	0	0	0	0	0	0	0	0	0	0	0	0	0	0	0	0	0	0	0	0	0
Rape	0	0	0	0	0	1	1	0	0	0	0	0	0	0	11	9	0	1	0	0	1	0	0	0	0	0	0	0	0	0	0	0	0	43	
Robbery	0	0	0	0	3	1	1	0	0	0	0	0	0	0	6	3	0	2	0	0	1	0	0	0	0	0	0	0	0	0	0	0	0	118	
Aggravated Assault (Return A - 4a-d)	0	0	0	1	0	2	2	0	0	1	0	0	0	0	198	105	0	69	0	9	15	0	0	0	0	0	0	0	0	0	0	0	0	536	
Burglary - Breaking or Entering	1	1	0	1	3	5	5	0	0	0	0	0	0	0	48	18	0	24	0	1	5	0	0	0	0	0	0	0	0	0	0	0	0	145	
Larceny - Theft (Except Motor Vehicle Theft)	1	0	1	0	0	13	13	0	0	5	0	0	0	0	143	84	0	38	0	18	3	0	0	0	0	0	0	0	0	0	0	0	0	458	
Motor Vehicle Theft	0	0	0	0	0	5	5	0	0	1	0	0	0	0	25	8	0	5	0	1	11	0	0	0	0	0	0	0	0	0	0	0	0	70	
Arson	0	0	0	0	0	0	0	0	0	0	1	1	0	0	4	3	0	0	0	1	0	0	0	0	0	0	0	0	0	0	0	0	0	14	
Total Index Crimes Violations:	2	1	1	2	6	32	32	0	0	7	1	1	0	0	435	230	0	139	0	30	36	0	0	0	0	0	0	0	0	0	0	0	0	1,397	
Other Offenses:	White																												YTD						
Other Assaults (Return A - 4e)	9	5	4	2	3	15	15	0	0	3	1	1	0	0	329	60	0	6	0	259	4	0	1	0	0	0	0	0	0	0	0	0	0	1,236	
Forgery and Counterfeiting	0	0	0	0	0	1	1	0	0	0	0	0	0	0	0	0	0	0	0	0	0	0	0	0	0	0	0	0	0	0	0	0	0	4	
Fraud	1	1	0	0	0	1	1	0	0	0	0	0	0	0	6	3	0	3	0	0	0	0	0	0	0	0	0	0	0	0	0	0	0	21	
Embezzlement	0	0	0	0	0	0	0	0	0	0	0	0	0	0	8	7	0	1	0	0	0	0	0	0	0	0	0	0	0	0	0	0	0	11	
Stolen Property; Buying, Receiving, Possessing	0	0	0	0	3	0	0	0	0	0	0	0	0	0	14	4	0	2	0	6	2	0	0	0	0	0	0	0	0	0	0	0	0	78	
Vandalism	0	0	0	0	0	0	0	0	0	1	0	0	0	0	66	29	0	6	0	17	14	0	0	0	0	0	0	0	0	0	0	0	0	178	
Weapons; Carrying, Possessing, etc.	0	0	0	0	1	0	0	0	0	3	0	0	0	0	31	7	0	5	0	17	2	0	0	2	0	1	0	1	0	0	0	0	0	138	
Total Other Offense Violations:	10	6	4	2	7	17	17	0	0	7	1	1	0	0	454	110	0	23	0	299	22	0	1	2	0	1	0	1	0	0	0	0	0	1,666	
Prostitution and Commercialized Vice:	White																												YTD						
Prostitution	0	0	0	0	0	0	0	0	0	2	0	0	0	0	3	3	0	0	0	0	0	0	0	0	0	0	0	0	0	0	0	0	0	29	
Assisting or Promoting Prostitution	0	0	0	0	0	0	0	0	0	0	0	0	0	0	0	0	0	0	0	0	0	0	0	0	0	0	0	0	0	0	0	0	0	0	
Purchasing Prostitution	0	0	0	0	0	0	0	0	0	0	0	0	0	0	0	0	0	0	0	0	0	0	0	0	0	0	0	0	0	0	0	0	0	0	
Total Prostitution & Commercialized Vice	Violations:																												29						
Sex Offenses (Except Forcible Rape and Prostitution)	White																												YTD						
Sex Offenses (Except Forcible Rape and Prostitution)	0	0	0	0	0	0	0	0	0	0	0	0	0	0	11	6	0	2	0	2	1	0	0	0	0	0	0	0	0	0	0	0	52		

2018 State of Nevada Arrest Information

Juvenile Arrests - Races State Totals 2018	White																												YTD						
	COUNTY: Humboldt	Humboldt Co	Winnemucca PD	Lander Co	Lincoln Co	COUNTY: Lyon	Lyon Co	Yerington PD	Mineral Co	Nye Co	COUNTY: Pershing	Loveock PD	Pershing Co	Storey Co	COUNTY: Washoe	Reno PD	Reno-Tahoe Airport Auth	Sparks PD	UNR	Washoe School Dist	Washoe Co	Reno Muni Court	White Pine Co	COUNTY: Statewide	NDI	NHP - Southern	NHP - Northeastern	NHP - Northwestern		Capital Police	Fire Marshal	DOWL	Secretary of State	Attorney General	
Drug Abuse Violations:																																			
Sale/Manufacturing:	1	0	1	0	0	1	1	0	0	3	0	0	0	0	20	4	0	5	0	11	0	0	0	1	1	0	0	0	0	0	0	0	0	0	87
Opium or Cocaine and Their Derivatives (Morphine, Heroin, Codeine)	0	0	0	0	0	0	0	0	0	0	0	0	0	0	0	0	0	0	0	0	0	0	0	0	0	0	0	0	0	0	0	0	0	0	4
Marijuana	1	0	1	0	0	1	1	0	0	3	0	0	0	0	14	4	0	5	0	5	0	0	0	0	0	0	0	0	0	0	0	0	0	0	53
Synthetic Narcotics - Manufactured Narcotics Which Can Cause TrueDrug Addiction (Demerol, Methadones)	0	0	0	0	0	0	0	0	0	0	0	0	0	0	2	0	0	0	0	2	0	0	0	0	0	0	0	0	0	0	0	0	0	10	
Other - Dangerous Nonnarcotic Drugs (Barbiturates, Benzedrine)	0	0	0	0	0	0	0	0	0	0	0	0	0	0	4	0	0	0	0	4	0	0	0	1	1	0	0	0	0	0	0	0	0	20	
Possession:	18	5	13	0	2	12	12	0	0	4	1	0	1	0	219	17	0	8	0	185	9	0	0	7	0	3	1	3	0	0	0	0	0	785	
Opium or Cocaine and Their Derivatives (Morphine, Heroin, Codeine)	1	0	1	0	0	0	0	0	0	0	0	0	0	0	1	0	0	0	0	0	1	0	0	0	0	0	0	0	0	0	0	0	0	11	
Marijuana	15	5	10	0	1	12	12	0	0	3	0	0	0	0	190	17	0	8	0	157	8	0	0	6	0	2	1	3	0	0	0	0	0	699	
Synthetic Narcotics - Manufactured Narcotics Which Can Cause TrueDrug Addiction (Demerol, Methadones)	0	0	0	0	0	0	0	0	0	1	0	0	0	0	1	0	0	0	0	1	0	0	0	1	0	1	0	0	0	0	0	0	0	8	
Other - Dangerous Nonnarcotic Drugs (Barbiturates, Benzedrine)	2	0	2	0	1	0	0	0	0	0	1	0	1	0	27	0	0	0	0	27	0	0	0	0	0	0	0	0	0	0	0	0	0	67	
Total Drug Abuse Violations:	19	5	14	0	2	13	13	0	0	7	1	0	1	0	239	21	0	13	0	196	9	0	0	8	1	3	1	3	0	0	0	0	0	872	
Gambling:																																			
White																																			
Bookmaking (Horse and Sport Book)	0	0	0	0	0	0	0	0	0	0	0	0	0	0	0	0	0	0	0	0	0	0	0	0	0	0	0	0	0	0	0	0	0	0	
Numbers and Lottery	0	0	0	0	0	0	0	0	0	0	0	0	0	0	0	0	0	0	0	0	0	0	0	0	0	0	0	0	0	0	0	0	0	0	
All Other Gambling	0	0	0	0	0	0	0	0	0	0	0	0	0	0	0	0	0	0	0	0	0	0	0	0	0	0	0	0	0	0	0	0	0	0	
Total Gambling Violations:	0	0	0	0	0	0	0	0	0	0	0	0	0	0	0	0	0	0	0	0	0	0	0	0	0	0	0	0	0	0	0	0	0	0	
Miscellaneous:																																			
White																																			
Offenses Against the Family and Children	1	1	0	0	0	0	0	0	0	4	0	0	0	0	2	2	0	0	0	0	0	0	1	0	0	0	0	0	0	0	0	0	0	19	
Driving Under the Influence	1	0	1	0	0	1	1	0	0	4	0	0	0	0	18	9	0	3	0	1	5	0	0	11	0	5	1	5	0	0	0	0	0	59	
Liquor Laws	9	1	8	5	1	9	9	0	0	0	0	0	0	0	169	38	0	29	2	90	10	0	1	1	1	0	0	0	0	0	0	0	0	367	
Drunkenness	0	0	0	0	0	0	0	0	0	6	0	0	0	0	0	0	0	0	0	0	0	0	1	0	0	0	0	0	0	0	0	0	0	62	
Disorderly Conduct	0	0	0	0	0	1	1	0	0	1	0	0	0	0	107	6	0	0	0	101	0	0	0	0	0	0	0	0	0	0	0	0	0	0	292
Vagrancy	0	0	0	0	0	0	0	0	0	0	0	0	0	0	0	0	0	0	0	0	0	0	0	0	0	0	0	0	0	0	0	0	0	1	
All Other Offenses (Except Traffic)	8	3	5	0	2	9	9	0	0	8	3	0	3	0	346	143	0	87	0	78	38	0	4	10	5	1	1	3	0	0	0	0	0	1,160	
Suspicion	0	0	0	0	0	0	0	0	0	0	0	0	0	0	0	0	0	0	0	0	0	0	0	0	0	0	0	0	0	0	0	0	0	0	
Curfew and Loitering Law Violations	1	1	0	0	0	3	3	0	0	2	0	0	0	0	81	21	0	20	0	13	27	0	7	0	0	0	0	0	0	0	0	0	0	0	248
Runaways	14	9	5	0	0	2	2	0	0	1	0	0	0	0	54	0	0	0	0	52	2	0	0	1	0	0	0	0	1	0	0	0	0	0	356
Total Miscellaneous Violations:	34	15	19	5	3	25	25	0	0	26	3	0	3	0	777	219	0	139	2	335	82	0	14	23	6	6	2	8	1	0	0	0	0	2,564	
Human Trafficking:																																			
White																																			
Human Trafficking/ Commercial Sex Acts	0	0	0	0	0	0	0	0	0	0	0	0	0	0	0	0	0	0	0	0	0	0	0	0	0	0	0	0	0	0	0	0	0	0	
Human Trafficking/ Involuntary Servitude	0	0	0	0	2	0	0	0	0	0	0	0	0	0	0	0	0	0	0	0	0	0	0	0	0	0	0	0	0	0	0	0	0	0	2
Total Human Trafficking Violations:	0	0	0	0	2	0	0	0	0	0	0	0	0	0	0	0	0	0	0	0	0	0	0	0	0	0	0	0	0	0	0	0	0	0	2
Total ASR Race - Juvenile	65	27	38	9	20	87	87	0	0	49	6	2	4	0	1,919	589	0	316	2	862	150	0	15	33	7	10	3	12	1	0	0	0	0	6,584	

2018 State of Nevada Arrest Information

Juvenile Arrests - Races State Totals 2018	Carson City So	COUNTY: Churchill	Churchill Co	Fallon PD	COUNTY: Clark	Boulder PD	Clark Co School Dist	College of SNV	Henderson PD	LV Metro	LV Fire & Rescue	Mesquite PD	NLV Fire & Rescue	NLV PD	UNLV PD	Douglas Co	COUNTY: Elko	Carlin PD	Elko PD	Elko CO	West Wendover PD	Esmeralda Co	Eureka Co
Index Crimes: Black																							
Murder and Nonnegligent Manslaughter	2	0	0	0	8	0	0	0	0	2	0	0	0	6	0	0	0	0	0	0	0	0	0
Manslaughter by Negligence	0	0	0	0	0	0	0	0	0	0	0	0	0	0	0	0	0	0	0	0	0	0	0
Rape	0	0	0	0	21	0	0	0	1	9	0	0	0	11	0	0	0	0	0	0	0	0	0
Robbery	2	0	0	0	169	0	12	0	4	125	0	0	0	28	0	0	0	0	0	0	0	0	0
Aggravated Assault (Return A - 4a-d)	1	0	0	0	351	0	246	0	0	47	0	0	0	58	0	0	0	0	0	0	0	0	0
Burglary - Breaking or Entering	0	0	0	0	109	0	13	0	14	65	0	0	0	17	0	0	0	0	0	0	0	0	0
Larceny - Theft (Except Motor Vehicle Theft)	2	0	0	0	353	0	30	9	61	192	0	0	0	61	0	0	0	0	0	0	0	0	0
Motor Vehicle Theft	0	0	0	0	46	0	1	0	6	14	0	0	0	25	0	0	0	0	0	0	0	0	0
Arson	0	0	0	0	5	0	4	0	0	0	0	0	0	1	0	0	0	0	0	0	0	0	0
Total Index Crimes Violations:	7	0	0	0	1,062	0	306	9	86	454	0	0	0	207	0	0	0	0	0	0	0	0	0
Other Offenses: Black																							
Other Assaults (Return A - 4e)	0	3	3	0	585	1	44	0	73	390	0	2	0	74	1	2	0	0	0	0	0	0	0
Forgery and Counterfeiting	0	0	0	0	1	0	0	0	0	1	0	0	0	0	0	0	0	0	0	0	0	0	0
Fraud	0	0	0	0	20	0	1	0	2	16	0	0	0	1	0	0	1	0	0	1	0	0	0
Embezzlement	0	0	0	0	0	0	0	0	0	0	0	0	0	0	0	0	0	0	0	0	0	0	0
Stolen Property; Buying, Receiving, Possessing	0	0	0	0	86	0	10	0	19	42	0	0	0	15	0	0	0	0	0	0	0	0	0
Vandalism	0	1	1	0	61	0	12	0	4	35	0	0	0	10	0	0	0	0	0	0	0	0	0
Weapons; Carrying, Possessing, etc.	1	0	0	0	81	0	35	0	5	28	0	0	0	13	0	0	0	0	0	0	0	0	0
Total Other Offense Violations:	1	4	4	0	834	1	102	0	103	512	0	2	0	113	1	2	1	0	0	1	0	0	0
Prostitution and Commercialized Vice: Black																							
Prostitution	0	0	0	0	24	0	0	0	0	24	0	0	0	0	0	0	0	0	0	0	0	0	0
Assisting or Promoting Prostitution	0	0	0	0	0	0	0	0	0	0	0	0	0	0	0	0	0	0	0	0	0	0	0
Purchasing Prostitution	0	0	0	0	0	0	0	0	0	0	0	0	0	0	0	0	0	0	0	0	0	0	0
Total Prostitution & Commercialized Vice Violations:	0	0	0	0	24	0	0	0	0	24	0	0	0	0	0	0	0	0	0	0	0	0	0
Sex Offenses (Except Forcible Rape and Prostitution) Black																							
Sex Offenses (Except Forcible Rape and Prostitution)	0	0	0	0	18	0	8	0	1	7	0	0	0	2	0	0	0	0	0	0	0	0	0

2018 State of Nevada Arrest Information

Juvenile Arrests - Races State Totals 2018																							
	Carson City So	COUNTY: Churchill	Churchill Co	Fallon PD	COUNTY: Clark	Boulder PD	Clark Co School Dist	College of SNV	Henderson PD	LV Metro	LV Fire & Rescue	Mesquite PD	NLV Fire & Rescue	NLV PD	UNLV PD	Douglas Co	COUNTY: Elko	Carlin PD	Elko PD	Elko CO	West Wendover PD	Esmeralda Co	Eureka Co
Drug Abuse Violations: Black																							
Sale/Manufacturing:																							
Opium or Cocaine and Their Derivatives (Morphine, Heroin, Codeine)	0	0	0	0	0	0	0	0	0	0	0	0	0	0	0	0	0	0	0	0	0	0	0
Marijuana	0	0	0	0	11	0	2	0	0	8	0	0	0	1	0	0	0	0	0	0	0	0	0
Synthetic Narcotics - Manufactured Narcotics Which Can Cause TrueDrug Addiction (Demerol, Methadones)	0	0	0	0	1	0	1	0	0	0	0	0	0	0	0	0	0	0	0	0	0	0	0
Other - Dangerous Nonnarcotic Drugs (Barbiturates, Benzedrine)	0	0	0	0	6	0	3	0	0	2	0	1	0	0	0	0	0	0	0	0	0	0	0
Possession:	1	0	0	0	236	2	133	0	23	60	0	0	0	18	0	5	0	0	0	0	0	0	0
Opium or Cocaine and Their Derivatives (Morphine, Heroin, Codeine)	0	0	0	0	1	0	0	0	0	1	0	0	0	0	0	0	0	0	0	0	0	0	0
Marijuana	1	0	0	0	220	2	125	0	23	52	0	0	0	18	0	5	0	0	0	0	0	0	0
Synthetic Narcotics - Manufactured Narcotics Which Can Cause TrueDrug Addiction (Demerol, Methadones)	0	0	0	0	4	0	2	0	0	2	0	0	0	0	0	0	0	0	0	0	0	0	0
Other - Dangerous Nonnarcotic Drugs (Barbiturates, Benzedrine)	0	0	0	0	11	0	6	0	0	5	0	0	0	0	0	0	0	0	0	0	0	0	0
Total Drug Abuse Violations:	1	0	0	0	254	2	139	0	23	70	0	1	0	19	0	5	0	0	0	0	0	0	0
Gambling: Black																							
Bookmaking (Horse and Sport Book)	0	0	0	0	0	0	0	0	0	0	0	0	0	0	0	0	0	0	0	0	0	0	0
Numbers and Lottery	0	0	0	0	0	0	0	0	0	0	0	0	0	0	0	0	0	0	0	0	0	0	0
All Other Gambling	0	0	0	0	0	0	0	0	0	0	0	0	0	0	0	0	0	0	0	0	0	0	0
Total Gambling Violations:	0	0	0	0	0	0	0	0	0	0	0	0	0	0	0	0	0	0	0	0	0	0	0
Miscellaneous: Black																							
Offenses Against the Family and Children	0	0	0	0	1	0	0	0	0	1	0	0	0	0	0	0	1	0	1	0	0	0	0
Driving Under the Influence	0	0	0	0	6	0	0	0	1	5	0	0	0	0	0	0	0	0	0	0	0	0	0
Liquor Laws	0	2	2	0	13	1	1	0	3	8	0	0	0	0	0	0	1	1	0	0	0	0	0
Drunkenness	0	0	0	0	57	0	57	0	0	0	0	0	0	0	0	0	0	0	0	0	0	0	0
Disorderly Conduct	0	0	0	0	269	0	221	0	0	34	0	0	0	14	0	0	0	0	0	0	0	0	0
Vagrancy	0	0	0	0	1	0	0	0	0	1	0	0	0	0	0	0	0	0	0	0	0	0	0
All Other Offenses (Except Traffic)	3	15	15	0	457	0	105	0	62	208	0	0	0	82	0	4	2	0	2	0	0	0	0
Suspicion	0	0	0	0	0	0	0	0	0	0	0	0	0	0	0	0	0	0	0	0	0	0	0
Curfew and Loitering Law Violations	0	0	0	0	99	0	0	0	0	99	0	0	0	0	0	1	0	0	0	0	0	0	0
Runaways	0	11	10	1	86	0	0	0	86	0	0	0	0	0	0	1	0	0	0	0	0	0	0
Total Miscellaneous Violations:	3	28	27	1	989	1	384	0	152	356	0	0	0	96	0	6	4	1	3	0	0	0	0
Human Trafficking: Black																							
Human Trafficking/ Commercial Sex Acts	0	0	0	0	0	0	0	0	0	0	0	0	0	0	0	0	0	0	0	0	0	0	0
Human Trafficking/ Involuntary Servitude	0	0	0	0	0	0	0	0	0	0	0	0	0	0	0	0	0	0	0	0	0	0	0
Total Human Trafficking Violations:	0	0	0	0	0	0	0	0	0	0	0	0	0	0	0	0	0	0	0	0	0	0	0
Total ASR Race - Juvenile	12	32	31	1	3,181	4	939	9	365	1,423	0	3	0	437	1	13	5	1	3	1	0	0	0

2018 State of Nevada Arrest Information

Juvenile Arrests - Races State Totals 2018	COUNTY: Humboldt																												Black						
	Humboldt Co	Winnemucca PD	Lander Co	Lincoln Co	COUNTY: Lyon	Lyon Co	Yerington PD	Mineral Co	Nye Co	COUNTY: Pershing	Lovelock PD	Pershing Co	Storey Co	COUNTY: Washoe	Reno PD	Reno-Tahoe Airport Auth	Sparks PD	UNR	Washoe School Dist	Washoe Co	Reno Muni Court	White Pine Co	COUNTY: Statewide	NDI	NHP - Southern	NHP - Northeastern	NHP - Northwestern	Capitol Police		Fire Marshal	DOWL	Secretary of State	Attorney General		
Index Crimes:	Black																												YTD						
Murder and Nonnegligent Manslaughter	0	0	0	0	0	1	1	0	0	0	0	0	0	0	0	0	0	0	0	0	0	0	0	0	0	0	0	0	0	0	0	0	0	11	
Manslaughter by Negligence	0	0	0	0	0	0	0	0	0	0	0	0	0	0	0	0	0	0	0	0	0	0	0	0	0	0	0	0	0	0	0	0	0	0	
Rape	0	0	0	0	0	0	0	0	0	0	0	0	0	2	2	0	0	0	0	0	0	0	0	0	0	0	0	0	0	0	0	0	0	23	
Robbery	0	0	0	0	1	0	0	0	0	0	0	0	0	8	8	0	0	0	0	0	0	0	0	0	0	0	0	0	0	0	0	0	0	180	
Aggravated Assault (Return A - 4a-d)	0	0	0	0	0	0	0	0	0	0	0	0	0	16	11	0	3	0	1	1	0	0	0	0	0	0	0	0	0	0	0	0	0	368	
Burglary - Breaking or Entering	0	0	0	0	0	0	0	0	0	0	0	0	0	1	0	0	0	0	1	0	0	0	0	0	0	0	0	0	0	0	0	0	0	110	
Larceny - Theft (Except Motor Vehicle Theft)	1	0	1	0	0	0	0	0	0	0	0	0	0	13	7	0	5	0	0	1	0	0	0	0	0	0	0	0	0	0	0	0	0	369	
Motor Vehicle Theft	0	0	0	0	1	0	0	0	0	0	0	0	0	3	2	0	1	0	0	0	0	0	0	0	0	0	0	0	0	0	0	0	0	50	
Arson	0	0	0	0	0	0	0	0	0	0	0	0	0	0	0	0	0	0	0	0	0	0	0	0	0	0	0	0	0	0	0	0	0	5	
Total Index Crimes Violations:	1	0	1	0	2	1	1	0	0	0	0	0	0	43	30	0	9	0	2	2	0	0	0	0	0	0	0	0	0	0	0	0	0	0	1,116
Other Offenses:	Black																												YTD						
Other Assaults (Return A - 4e)	0	0	0	0	0	2	2	0	0	1	0	0	0	55	12	0	1	0	41	1	0	0	0	0	0	0	0	0	0	0	0	0	0	648	
Forgery and Counterfeiting	0	0	0	0	0	0	0	0	0	0	0	0	0	0	0	0	0	0	0	0	0	0	0	0	0	0	0	0	0	0	0	0	0	1	
Fraud	0	0	0	0	0	0	0	0	0	0	0	0	0	2	2	0	0	0	0	0	0	0	0	0	0	0	0	0	0	0	0	0	0	0	23
Embezzlement	0	0	0	0	0	0	0	0	0	0	0	0	0	0	0	0	0	0	0	0	0	0	0	0	0	0	0	0	0	0	0	0	0	0	
Stolen Property; Buying, Receiving, Possessing	0	0	0	0	0	0	0	0	0	0	0	0	0	0	0	0	0	0	0	0	0	0	0	0	0	0	0	0	0	0	0	0	0	0	86
Vandalism	0	0	0	0	0	0	0	0	0	1	0	0	0	12	8	0	0	0	4	0	0	0	0	0	0	0	0	0	0	0	0	0	0	0	75
Weapons; Carrying, Possessing, etc.	0	0	0	0	0	0	0	0	0	0	0	0	0	1	0	0	0	0	1	0	0	0	0	0	0	0	0	0	0	0	0	0	0	0	83
Total Other Offense Violations:	0	0	0	0	0	2	2	0	0	2	0	0	0	70	22	0	1	0	46	1	0	0	0	0	0	0	0	0	0	0	0	0	0	0	916
Prostitution and Commercialized Vice:	Black																												YTD						
Prostitution	0	0	0	0	0	0	0	0	0	0	0	0	0	0	0	0	0	0	0	0	0	0	0	0	0	0	0	0	0	0	0	0	0	24	
Assisting or Promoting Prostitution	0	0	0	0	0	0	0	0	0	0	0	0	0	0	0	0	0	0	0	0	0	0	0	0	0	0	0	0	0	0	0	0	0	0	0
Purchasing Prostitution	0	0	0	0	0	0	0	0	0	0	0	0	0	0	0	0	0	0	0	0	0	0	0	0	0	0	0	0	0	0	0	0	0	0	0
Total Prostitution & Commercialized Vice																																			
Violations:	0	0	0	0	0	0	0	0	0	0	0	0	0	0	0	0	0	0	0	0	0	0	0	0	0	0	0	0	0	0	0	0	0	0	24
Sex Offenses (Except Forcible Rape and Prostitution)	Black																												YTD						
Sex Offenses (Except Forcible Rape and Prostitution)	0	0	0	0	0	0	0	0	0	0	0	0	0	0	0	0	0	0	0	0	0	0	0	0	0	0	0	0	0	0	0	0	0	0	18

2018 State of Nevada Arrest Information

Juvenile Arrests - Races State Totals 2018	COUNTY: Humboldt	Humboldt Co	Winnemucca PD	Lander Co	Lincoln Co	COUNTY: Lyon	Lyon Co	Yerington PD	Mineral Co	Nye Co	COUNTY: Pershing	Lowell PD	Pershing Co	Storey Co	COUNTY: Washoe	Reno PD	Reno-Tahoe Airport Auth	Sparks PD	UNR	Washoe School Dist	Washoe Co	Reno Muni Court	White Pine Co	COUNTY: Statewide	NDI	NHP - Southern	NHP - Northeastern	NHP - Northwestern	Capitol Police	Fire Marshal	DOWL	Secretary of State	Attorney General	Black		
Drug Abuse Violations:	Black																												YTD							
Sale/Manufacturing:	0	0	0	0	0	0	0	0	0	0	0	0	0	0	3	2	0	1	0	0	0	0	0	0	0	0	0	0	0	0	0	0	0	21		
Opium or Cocaine and Their Derivatives (Morphine, Heroin, Codeine)	0	0	0	0	0	0	0	0	0	0	0	0	0	0	0	0	0	0	0	0	0	0	0	0	0	0	0	0	0	0	0	0	0	0		
Marijuana	0	0	0	0	0	0	0	0	0	0	0	0	0	0	3	2	0	1	0	0	0	0	0	0	0	0	0	0	0	0	0	0	0	0		
Synthetic Narcotics - Manufactured Narcotics Which Can Cause TrueDrug Addiction (Demerol, Methadones)	0	0	0	0	0	0	0	0	0	0	0	0	0	0	0	0	0	0	0	0	0	0	0	0	0	0	0	0	0	0	0	0	0	0		
Other - Dangerous Nonnarcotic Drugs (Barbiturates, Benzedrine)	0	0	0	0	0	0	0	0	0	0	0	0	0	0	0	0	0	0	0	0	0	0	0	0	0	0	0	0	0	0	0	0	0	0		
Possession:	0	0	0	0	0	0	0	0	0	0	0	0	0	0	20	2	0	0	0	17	1	0	0	0	0	0	0	0	0	0	0	0	0	0	262	
Opium or Cocaine and Their Derivatives (Morphine, Heroin, Codeine)	0	0	0	0	0	0	0	0	0	0	0	0	0	0	0	0	0	0	0	0	0	0	0	0	0	0	0	0	0	0	0	0	0	1		
Marijuana	0	0	0	0	0	0	0	0	0	0	0	0	0	0	18	2	0	0	0	15	1	0	0	0	0	0	0	0	0	0	0	0	0	0	244	
Synthetic Narcotics - Manufactured Narcotics Which Can Cause TrueDrug Addiction (Demerol, Methadones)	0	0	0	0	0	0	0	0	0	0	0	0	0	0	1	0	0	0	0	1	0	0	0	0	0	0	0	0	0	0	0	0	0	0		
Other - Dangerous Nonnarcotic Drugs (Barbiturates, Benzedrine)	0	0	0	0	0	0	0	0	0	0	0	0	0	0	1	0	0	0	0	1	0	0	0	0	0	0	0	0	0	0	0	0	0	0		
Total Drug Abuse Violations:	0	0	0	0	0	0	0	0	0	0	0	0	0	0	23	4	0	1	0	17	1	0	0	0	0	0	0	0	0	0	0	0	0	0	283	
Gambling:	Black																												YTD							
Bookmaking (Horse and Sport Book)	0	0	0	0	0	0	0	0	0	0	0	0	0	0	0	0	0	0	0	0	0	0	0	0	0	0	0	0	0	0	0	0	0	0		
Numbers and Lottery	0	0	0	0	0	0	0	0	0	0	0	0	0	0	0	0	0	0	0	0	0	0	0	0	0	0	0	0	0	0	0	0	0	0	0	
All Other Gambling	0	0	0	0	0	0	0	0	0	0	0	0	0	0	0	0	0	0	0	0	0	0	0	0	0	0	0	0	0	0	0	0	0	0	0	
Total Gambling Violations:	0	0	0	0	0	0	0	0	0	0	0	0	0	0	0	0	0	0	0	0	0	0	0	0	0	0	0	0	0	0	0	0	0	0	0	
Miscellaneous:	Black																												YTD							
Offenses Against the Family and Children	0	0	0	0	0	0	0	0	0	0	0	0	0	0	1	1	0	0	0	0	0	0	0	0	0	0	0	0	0	0	0	0	0	0	3	
Driving Under the Influence	0	0	0	0	0	0	0	0	0	1	0	0	0	0	1	0	0	0	0	0	1	0	0	0	0	0	0	0	0	0	0	0	0	0	0	8
Liquor Laws	0	0	0	0	0	0	0	0	0	0	0	0	0	0	11	2	0	3	0	6	0	0	0	1	0	1	0	0	0	0	0	0	0	0	0	28
Drunkenness	0	0	0	0	0	0	0	0	0	0	0	0	0	0	0	0	0	0	0	0	0	0	0	0	0	0	0	0	0	0	0	0	0	0	0	57
Disorderly Conduct	0	0	0	0	0	1	1	0	0	0	0	0	0	0	13	0	0	0	0	13	0	0	0	0	0	0	0	0	0	0	0	0	0	0	0	283
Vagrancy	0	0	0	0	0	0	0	0	0	0	0	0	0	0	0	0	0	0	0	0	0	0	0	0	0	0	0	0	0	0	0	0	0	0	0	1
All Other Offenses (Except Traffic)	0	0	0	0	1	0	0	0	0	1	0	0	0	0	32	16	0	9	0	6	1	0	0	2	0	2	0	0	0	0	0	0	0	0	0	517
Suspicion	0	0	0	0	0	0	0	0	0	0	0	0	0	0	0	0	0	0	0	0	0	0	0	0	0	0	0	0	0	0	0	0	0	0	0	0
Curfew and Loitering Law Violations	0	0	0	0	0	0	0	0	0	0	1	0	0	0	10	5	0	3	0	2	0	0	0	0	0	0	0	0	0	0	0	0	0	0	0	111
Runaways	0	0	0	0	0	0	0	0	0	0	0	0	0	0	11	0	0	0	0	11	0	0	0	0	0	0	0	0	0	0	0	0	0	0	0	109
Total Miscellaneous Violations:	0	0	0	0	1	1	1	0	0	3	0	0	0	0	79	24	0	15	0	36	4	0	0	3	0	3	0	0	0	0	0	0	0	0	0	1,117
Human Trafficking:	Black																												YTD							
Human Trafficking/ Commercial Sex Acts	0	0	0	0	0	0	0	0	0	0	0	0	0	0	0	0	0	0	0	0	0	0	0	0	0	0	0	0	0	0	0	0	0	0	0	
Human Trafficking/ Involuntary Servitude	0	0	0	0	0	0	0	0	0	0	0	0	0	0	0	0	0	0	0	0	0	0	0	0	0	0	0	0	0	0	0	0	0	0	0	0
Total Human Trafficking Violations:	0	0	0	0	0	0	0	0	0	0	0	0	0	0	0	0	0	0	0	0	0	0	0	0	0	0	0	0	0	0	0	0	0	0	0	0
Total ASR Race - Juvenile	1	0	1	0	3	4	4	0	0	5	0	0	0	0	215	80	0	26	0	101	8	0	0	3	0	3	0	0	0	0	0	0	0	0	0	3,474

2018 State of Nevada Arrest Information

Juvenile Arrests - Races State Totals 2018	Carson City So	COUNTY: Churchill	Churchill Co	Fallon PD	COUNTY: Clark	Boulder PD	Clark Co School Dist	College of SNV	Henderson PD	LV Metro	LV Fire & Rescue	Mesquite PD	NLV Fire & Rescue	NLV PD	UNLV PD	Douglas Co	COUNTY: Elko	Carlin PD	Elko PD	Elko CO	West Wendover PD	Esmeralda Co	Eureka Co
Drug Abuse Violations:																							
Alaskan/Indian																							
Sale/Manufacturing:	0	0	0	0	0	0	0	0	0	0	0	0	0	0	0	0	0	0	0	0	0	0	0
Opium or Cocaine and Their Derivatives (Morphine, Heroin, Codeine)	0	0	0	0	0	0	0	0	0	0	0	0	0	0	0	0	0	0	0	0	0	0	0
Marijuana	0	0	0	0	0	0	0	0	0	0	0	0	0	0	0	0	0	0	0	0	0	0	0
Synthetic Narcotics - Manufactured Narcotics Which Can Cause TrueDrug Addiction (Demerol, Methadones)	0	0	0	0	0	0	0	0	0	0	0	0	0	0	0	0	0	0	0	0	0	0	0
Other - Dangerous Nonnarcotic Drugs (Barbiturates, Benzedrine)	0	0	0	0	0	0	0	0	0	0	0	0	0	0	0	0	0	0	0	0	0	0	0
Possession:	0	1	0	1	9	0	7	0	0	1	0	1	0	0	0	4	1	1	0	0	0	0	0
Opium or Cocaine and Their Derivatives (Morphine, Heroin, Codeine)	0	0	0	0	1	0	0	0	0	1	0	0	0	0	0	0	0	0	0	0	0	0	0
Marijuana	0	1	0	1	7	0	7	0	0	0	0	0	0	0	0	4	1	1	0	0	0	0	0
Synthetic Narcotics - Manufactured Narcotics Which Can Cause TrueDrug Addiction (Demerol, Methadones)	0	0	0	0	0	0	0	0	0	0	0	0	0	0	0	0	0	0	0	0	0	0	0
Other - Dangerous Nonnarcotic Drugs (Barbiturates, Benzedrine)	0	0	0	0	1	0	0	0	0	0	0	1	0	0	0	0	0	0	0	0	0	0	0
Total Drug Abuse Violations:	0	1	0	1	9	0	7	0	0	1	0	1	0	0	0	4	1	1	0	0	0	0	0
Gambling:																							
Alaskan/Indian																							
Bookmaking (Horse and Sport Book)	0	0	0	0	0	0	0	0	0	0	0	0	0	0	0	0	0	0	0	0	0	0	0
Numbers and Lottery	0	0	0	0	0	0	0	0	0	0	0	0	0	0	0	0	0	0	0	0	0	0	0
All Other Gambling	0	0	0	0	0	0	0	0	0	0	0	0	0	0	0	0	0	0	0	0	0	0	0
Total Gambling Violations:	0	0	0	0	0	0	0	0	0	0	0	0	0	0	0	0	0	0	0	0	0	0	0
Miscellaneous:																							
Alaskan/Indian																							
Offenses Against the Family and Children	0	0	0	0	0	0	0	0	0	0	0	0	0	0	0	0	2	0	2	0	0	0	0
Driving Under the Influence	0	0	0	0	0	0	0	0	0	0	0	0	0	0	0	0	0	0	0	0	0	0	0
Liquor Laws	0	1	0	1	0	0	0	0	0	0	0	0	0	0	0	10	7	0	4	3	0	0	0
Drunkenness	0	0	0	0	3	0	2	0	0	0	0	1	0	0	0	0	0	0	0	0	0	0	0
Disorderly Conduct	0	0	0	0	5	0	5	0	0	0	0	0	0	0	0	1	1	0	0	1	0	0	0
Vagrancy	0	0	0	0	0	0	0	0	0	0	0	0	0	0	0	0	0	0	0	0	0	0	0
All Other Offenses (Except Traffic)	3	4	4	0	11	0	9	0	0	2	0	0	0	0	0	14	1	0	1	0	0	0	0
Suspicion	0	0	0	0	0	0	0	0	0	0	0	0	0	0	0	0	0	0	0	0	0	0	0
Curfew and Loitering Law Violations	0	0	0	0	0	0	0	0	0	0	0	0	0	0	0	3	0	0	0	0	0	0	0
Runaways	0	2	1	1	1	0	0	0	1	0	0	0	0	0	0	1	5	0	5	0	0	0	0
Total Miscellaneous Violations:	3	7	5	2	20	0	16	0	1	2	0	1	0	0	0	29	16	0	12	4	0	0	0
Human Trafficking:																							
Alaskan/Indian																							
Human Trafficking/ Commercial Sex Acts	0	0	0	0	0	0	0	0	0	0	0	0	0	0	0	0	0	0	0	0	0	0	0
Human Trafficking/ Involuntary Servitude	0	0	0	0	0	0	0	0	0	0	0	0	0	0	0	0	0	0	0	0	0	0	0
Total Human Trafficking Violations:	0	0	0	0	0	0	0	0	0	0	0	0	0	0	0	0	0	0	0	0	0	0	0
Total ASR Race - Juvenile	4	11	8	3	38	0	28	0	1	6	0	2	0	1	0	35	22	1	12	9	0	0	0

2018 State of Nevada Arrest Information

Juvenile Arrests - Races State Totals 2018	COUNTY: Humboldt	Humboldt Co	Winnemucca PD	Lander Co	Lincoln Co	COUNTY: Lyon	Lyon Co	Yerington PD	Mineral Co	Nye Co	COUNTY: Pershing	Lovelock PD	Pershing Co	Storey Co	COUNTY: Washoe	Reno PD	Reno-Tahoe Airport Auth	Sparks PD	UNR	Washoe School Dist	Washoe Co	Reno Muni Court	White Pine Co	COUNTY: Statewide	NDI	NHP - Southern	NHP - Northeastern	NHP - Northwestern	Capitol Police	Fire Marshal	DOWL	Secretary of State	Attorney General	Alaskan/Indian			
	Alaskan/Indian	YTD																																			
Index Crimes:	Alaskan/Indian																												YTD								
Murder and Nonnegligent Manslaughter	0	0	0	0	0	0	0	0	0	0	0	0	0	0	0	0	0	0	0	0	0	0	0	0	0	0	0	0	0	0	0	0	0	0	0		
Manslaughter by Negligence	0	0	0	0	0	0	0	0	0	0	0	0	0	0	0	0	0	0	0	0	0	0	0	0	0	0	0	0	0	0	0	0	0	0	0	0	
Rape	0	0	0	0	0	0	0	0	0	0	0	0	0	0	0	0	0	0	0	0	0	0	0	0	0	0	0	0	0	0	0	0	0	0	0	0	
Robbery	0	0	0	0	0	0	0	0	0	0	0	0	0	0	0	1	1	0	0	0	0	0	0	0	0	0	0	0	0	0	0	0	0	0	0	0	1
Aggravated Assault (Return A - 4a-d)	0	0	0	0	0	0	0	0	0	0	0	0	0	0	0	2	2	0	0	0	0	0	0	0	0	0	0	0	0	0	0	0	0	0	0	5	
Burglary - Breaking or Entering	0	0	0	0	0	0	0	0	0	0	0	0	0	0	0	0	0	0	0	0	0	0	0	0	0	0	0	0	0	0	0	0	0	0	0	0	
Larceny - Theft (Except Motor Vehicle Theft)	1	0	1	0	0	0	0	0	0	0	0	0	0	0	0	1	1	0	0	0	0	0	0	0	0	0	0	0	0	0	0	0	0	0	0	9	
Motor Vehicle Theft	0	0	0	0	0	0	0	0	0	0	0	0	0	0	0	0	0	0	0	0	0	0	0	0	0	0	0	0	0	0	0	0	0	0	0	0	
Arson	0	0	0	0	0	0	0	0	0	0	0	0	0	0	0	0	0	0	0	0	0	0	0	0	0	0	0	0	0	0	0	0	0	0	0	0	
Total Index Crimes Violations:	1	0	1	0	0	0	0	0	0	0	0	0	0	0	4	4	0	0	0	0	0	0	0	0	0	0	0	0	0	0	0	0	0	0	15		
Other Offenses:	Alaskan/Indian																												YTD								
Other Assaults (Return A - 4e)	1	0	1	0	0	0	0	0	0	0	0	0	0	0	13	1	5	1	0	6	0	0	0	0	0	0	0	0	0	0	0	0	0	0	18		
Forgery and Counterfeiting	0	0	0	0	0	0	0	0	0	0	0	0	0	0	0	0	0	0	0	0	0	0	0	0	0	0	0	0	0	0	0	0	0	0	0	0	
Fraud	0	0	0	0	0	0	0	0	0	0	0	0	0	0	0	0	0	0	0	0	0	0	0	0	0	0	0	0	0	0	0	0	0	0	0	0	
Embezzlement	0	0	0	0	0	0	0	0	0	0	0	0	0	0	0	0	0	0	0	0	0	0	0	0	0	0	0	0	0	0	0	0	0	0	0	0	
Stolen Property; Buying, Receiving, Possessing	0	0	0	0	0	0	0	0	0	0	0	0	0	0	0	0	0	0	0	0	0	0	0	0	0	0	0	0	0	0	0	0	0	0	0	0	
Vandalism	0	0	0	0	0	0	0	0	0	0	0	0	0	0	0	0	0	0	0	0	0	0	0	0	0	0	0	0	0	0	0	0	0	0	0	5	
Weapons; Carrying, Possessing, etc.	0	0	0	0	0	0	0	0	0	0	0	0	0	0	0	0	0	0	0	0	0	0	0	0	0	0	0	0	0	0	0	0	0	0	0	1	
Total Other Offense Violations:	1	0	1	0	0	0	0	0	0	0	0	0	0	0	13	1	5	1	0	6	0	0	0	0	0	0	0	0	0	0	0	0	0	0	24		
Prostitution and Commercialized Vice:	Alaskan/Indian																												YTD								
Prostitution	0	0	0	0	0	0	0	0	0	0	0	0	0	0	0	0	0	0	0	0	0	0	0	0	0	0	0	0	0	0	0	0	0	0	0		
Assisting or Promoting Prostitution	0	0	0	0	0	0	0	0	0	0	0	0	0	0	0	0	0	0	0	0	0	0	0	0	0	0	0	0	0	0	0	0	0	0	0	0	
Purchasing Prostitution	0	0	0	0	0	0	0	0	0	0	0	0	0	0	0	0	0	0	0	0	0	0	0	0	0	0	0	0	0	0	0	0	0	0	0	0	
Total Prostitution & Commercialized Vice																																					
Violations:	0	0	0	0	0	0	0	0	0	0	0	0	0	0	0	0	0	0	0	0	0	0	0	0	0	0	0	0	0	0	0	0	0	0			
Sex Offenses (Except Forcible Rape and Prostitution)	Alaskan/Indian																												YTD								
Sex Offenses (Except Forcible Rape and Prostitution)	0	0	0	0	0	0	0	0	0	0	0	0	0	0	0	0	0	0	0	0	0	0	0	0	0	0	0	0	0	0	0	0	0	0	0		

2018 State of Nevada Arrest Information

Juvenile Arrests - Races State Totals 2018	Alaskan/Indian																												YTD							
	COUNTY: Humboldt	Humboldt Co	Winnemucca PD	Lander Co	Lincoln Co	COUNTY: Lyon	Lyon Co	Yerington PD	Mineral Co	Nye Co	COUNTY: Pershing	LoveLock PD	Pershing Co	Storey Co	COUNTY: Washoe	Reno PD	Reno-Tahoe Airport Auth	Sparks PD	UNR	Washoe School Dist	Washoe Co	Reno Muni Court	White Pine Co	COUNTY: Statewide	NDI	NHP - Southern	NHP - Northeastern	NHP - Northwestern		Capitol Police	Fire Marshal	DOWL	Secretary of State	Attorney General	Alaskan/Indian	
Drug Abuse Violations:	Alaskan/Indian																												YTD							
Sale/Manufacturing:	0	0	0	0	0	0	0	0	0	0	0	0	0	0	0	0	0	0	0	0	0	0	0	0	0	0	0	0	0	0	0	0	0	0	0	0
Opium or Cocaine and Their Derivatives (Morphine, Heroin, Codeine)	0	0	0	0	0	0	0	0	0	0	0	0	0	0	0	0	0	0	0	0	0	0	0	0	0	0	0	0	0	0	0	0	0	0	0	0
Marijuana	0	0	0	0	0	0	0	0	0	0	0	0	0	0	0	0	0	0	0	0	0	0	0	0	0	0	0	0	0	0	0	0	0	0	0	0
Synthetic Narcotics - Manufactured Narcotics Which Can Cause TrueDrug Addiction (Demerol, Methadones)	0	0	0	0	0	0	0	0	0	0	0	0	0	0	0	0	0	0	0	0	0	0	0	0	0	0	0	0	0	0	0	0	0	0	0	0
Other - Dangerous Nonnarcotic Drugs (Barbiturates, Benzadrine)	0	0	0	0	0	0	0	0	0	0	0	0	0	0	0	0	0	0	0	0	0	0	0	0	0	0	0	0	0	0	0	0	0	0	0	0
Possession:	1	1	0	0	0	0	0	0	0	0	0	0	0	0	3	0	0	0	0	3	0	0	0	0	0	0	0	0	0	0	0	0	0	0	0	19
Opium or Cocaine and Their Derivatives (Morphine, Heroin, Codeine)	0	0	0	0	0	0	0	0	0	0	0	0	0	0	0	0	0	0	0	0	0	0	0	0	0	0	0	0	0	0	0	0	0	0	1	
Marijuana	1	1	0	0	0	0	0	0	0	0	0	0	0	0	3	0	0	0	0	3	0	0	0	0	0	0	0	0	0	0	0	0	0	0	17	
Synthetic Narcotics - Manufactured Narcotics Which Can Cause TrueDrug Addiction (Demerol, Methadones)	0	0	0	0	0	0	0	0	0	0	0	0	0	0	0	0	0	0	0	0	0	0	0	0	0	0	0	0	0	0	0	0	0	0	0	
Other - Dangerous Nonnarcotic Drugs (Barbiturates, Benzadrine)	0	0	0	0	0	0	0	0	0	0	0	0	0	0	0	0	0	0	0	0	0	0	0	0	0	0	0	0	0	0	0	0	0	0	1	
Total Drug Abuse Violations:	1	1	0	0	0	0	0	0	0	0	0	0	0	0	3	0	0	0	0	3	0	0	0	0	0	0	0	0	0	0	0	0	0	0	19	
Gambling:	Alaskan/Indian																												YTD							
Bookmaking (Horse and Sport Book)	0	0	0	0	0	0	0	0	0	0	0	0	0	0	0	0	0	0	0	0	0	0	0	0	0	0	0	0	0	0	0	0	0	0	0	
Numbers and Lottery	0	0	0	0	0	0	0	0	0	0	0	0	0	0	0	0	0	0	0	0	0	0	0	0	0	0	0	0	0	0	0	0	0	0	0	0
All Other Gambling	0	0	0	0	0	0	0	0	0	0	0	0	0	0	0	0	0	0	0	0	0	0	0	0	0	0	0	0	0	0	0	0	0	0	0	0
Total Gambling Violations:	0	0	0	0	0	0	0	0	0	0	0	0	0	0	0	0	0	0	0	0	0	0	0	0	0	0	0	0	0	0	0	0	0	0	0	0
Miscellaneous:	Alaskan/Indian																												YTD							
Offenses Against the Family and Children	0	0	0	0	0	0	0	0	0	0	0	0	0	0	0	0	0	0	0	0	0	0	0	0	0	0	0	0	0	0	0	0	0	0	2	
Driving Under the Influence	0	0	0	0	0	0	0	0	0	0	0	0	0	0	0	0	0	0	0	0	0	0	0	0	0	0	0	0	0	0	0	0	0	0	0	0
Liquor Laws	0	0	0	0	0	0	0	0	0	0	0	0	0	0	3	3	0	0	0	0	0	0	0	0	0	0	0	0	0	0	0	0	0	0	0	21
Drunkenness	0	0	0	0	0	0	0	0	0	0	0	0	0	0	0	0	0	0	0	0	0	0	0	0	0	0	0	0	0	0	0	0	0	0	3	
Disorderly Conduct	0	0	0	0	0	0	0	0	0	0	0	0	0	0	0	0	0	0	0	0	0	0	0	0	0	0	0	0	0	0	0	0	0	0	7	
Vagrancy	0	0	0	0	0	0	0	0	0	0	0	0	0	0	0	0	0	0	0	0	0	0	0	0	0	0	0	0	0	0	0	0	0	0	0	
All Other Offenses (Except Traffic)	2	0	2	0	0	0	0	0	0	0	0	0	0	0	4	1	0	2	0	1	0	0	0	0	0	0	0	0	0	0	0	0	0	0	39	
Suspicion	0	0	0	0	0	0	0	0	0	0	0	0	0	0	0	0	0	0	0	0	0	0	0	0	0	0	0	0	0	0	0	0	0	0	0	
Curfew and Loitering Law Violations	0	0	0	0	0	0	0	0	0	0	0	0	0	0	1	0	0	0	0	1	0	0	0	0	0	0	0	0	0	0	0	0	0	0	4	
Runaways	1	1	0	0	0	0	0	0	0	0	0	0	0	0	0	0	0	0	0	0	0	0	0	0	0	0	0	0	0	0	0	0	0	0	10	
Total Miscellaneous Violations:	3	1	2	0	0	0	0	0	0	0	0	0	0	0	8	4	0	2	0	2	0	0	0	0	0	0	0	0	0	0	0	0	0	86		
Human Trafficking:	Alaskan/Indian																												YTD							
Human Trafficking/ Commercial Sex Acts	0	0	0	0	0	0	0	0	0	0	0	0	0	0	0	0	0	0	0	0	0	0	0	0	0	0	0	0	0	0	0	0	0	0	0	
Human Trafficking/ Involuntary Servitude	0	0	0	0	0	0	0	0	0	0	0	0	0	0	0	0	0	0	0	0	0	0	0	0	0	0	0	0	0	0	0	0	0	0	0	
Total Human Trafficking Violations:	0	0	0	0	0	0	0	0	0	0	0	0	0	0	0	0	0	0	0	0	0	0	0	0	0	0	0	0	0	0	0	0	0	0	0	0
Total ASR Race - Juvenile	6	2	4	0	0	0	0	0	0	0	0	0	0	0	28	9	5	3	0	11	0	0	0	0	0	0	0	0	0	0	0	0	0	0	144	

2018 State of Nevada Arrest Information

Juvenile Arrests - Races State Totals 2018	Carson City So	COUNTY: Churchill	Churchill Co	Fallon PD	COUNTY: Clark	Boulder PD	Clark Co School Dist	College of SNV	Henderson PD	LV Metro	LV Fire & Rescue	Mesquite PD	NLV Fire & Rescue	NLV PD	UNLV PD	Douglas Co	COUNTY: Elko	Carlin PD	Elko PD	Elko CO	West Wendover PD	Esmeralda Co	Eureka Co
	Drug Abuse Violations:	Asian																					
Sale/Manufacturing:	0	0	0	0	2	0	2	0	0	0	0	0	0	0	0	0	0	0	0	0	0	0	
Opium or Cocaine and Their Derivatives (Morphine, Heroin, Codeine)	0	0	0	0	0	0	0	0	0	0	0	0	0	0	0	0	0	0	0	0	0	0	
Marijuana	0	0	0	0	0	0	0	0	0	0	0	0	0	0	0	0	0	0	0	0	0	0	
Synthetic Narcotics - Manufactured Narcotics Which Can Cause TrueDrug Addiction (Demerol, Methadones)	0	0	0	0	1	0	1	0	0	0	0	0	0	0	0	0	0	0	0	0	0	0	
Other - Dangerous Nonnarcotic Drugs (Barbiturates, Benzedrine)	0	0	0	0	1	0	1	0	0	0	0	0	0	0	0	0	0	0	0	0	0	0	
Possession:	0	0	0	0	16	0	11	0	2	3	0	0	0	0	0	1	0	0	0	0	0	0	
Opium or Cocaine and Their Derivatives (Morphine, Heroin, Codeine)	0	0	0	0	0	0	0	0	0	0	0	0	0	0	0	0	0	0	0	0	0	0	
Marijuana	0	0	0	0	12	0	9	0	2	1	0	0	0	0	0	1	0	0	0	0	0	0	
Synthetic Narcotics - Manufactured Narcotics Which Can Cause TrueDrug Addiction (Demerol, Methadones)	0	0	0	0	1	0	1	0	0	0	0	0	0	0	0	0	0	0	0	0	0	0	
Other - Dangerous Nonnarcotic Drugs (Barbiturates, Benzedrine)	0	0	0	0	3	0	1	0	0	2	0	0	0	0	0	0	0	0	0	0	0	0	
Total Drug Abuse Violations:	0	0	0	0	18	0	13	0	2	3	0	0	0	0	0	1	0	0	0	0	0	0	
Gambling:	Asian																						
Bookmaking (Horse and Sport Book)	0	0	0	0	0	0	0	0	0	0	0	0	0	0	0	0	0	0	0	0	0	0	
Numbers and Lottery	0	0	0	0	0	0	0	0	0	0	0	0	0	0	0	0	0	0	0	0	0	0	
All Other Gambling	0	0	0	0	0	0	0	0	0	0	0	0	0	0	0	0	0	0	0	0	0	0	
Total Gambling Violations:	0	0	0	0	0	0	0	0	0	0	0	0	0	0	0	0	0	0	0	0	0	0	
Miscellaneous:	Asian																						
Offenses Against the Family and Children	0	0	0	0	0	0	0	0	0	0	0	0	0	0	0	0	0	0	0	0	0	0	
Driving Under the Influence	0	0	0	0	0	0	0	0	0	0	0	0	0	0	0	0	0	0	0	0	0	0	
Liquor Laws	1	1	1	0	3	0	1	0	0	2	0	0	0	0	0	1	0	0	0	0	0	0	
Drunkenness	0	0	0	0	0	0	0	0	0	0	0	0	0	0	0	0	0	0	0	0	0	0	
Disorderly Conduct	0	0	0	0	5	0	3	1	0	0	0	0	0	1	0	1	0	0	0	0	0	0	
Vagrancy	0	0	0	0	0	0	0	0	0	0	0	0	0	0	0	0	0	0	0	0	0	0	
All Other Offenses (Except Traffic)	0	0	0	0	12	0	2	0	4	6	0	0	0	0	0	0	0	0	0	0	0	0	
Suspicion	0	0	0	0	0	0	0	0	0	0	0	0	0	0	0	0	0	0	0	0	0	0	
Curfew and Loitering Law Violations	0	0	0	0	3	0	0	0	0	3	0	0	0	0	0	1	0	0	0	0	0	0	
Runaways	0	0	0	0	9	0	0	0	9	0	0	0	0	0	0	0	2	0	0	2	0	0	
Total Miscellaneous Violations:	1	1	1	0	32	0	6	1	13	11	0	0	0	1	0	3	2	0	0	2	0	0	
Human Trafficking:	Asian																						
Human Trafficking/ Commercial Sex Acts	0	0	0	0	0	0	0	0	0	0	0	0	0	0	0	0	0	0	0	0	0	0	
Human Trafficking/ Involuntary Servitude	0	0	0	0	0	0	0	0	0	0	0	0	0	0	0	0	0	0	0	0	0	0	
Total Human Trafficking Violations:	0	0	0	0	0	0	0	0	0	0	0	0	0	0	0	0	0	0	0	0	0	0	
Total ASR Race - Juvenile	1	2	2	0	120	0	29	1	20	59	0	0	0	11	0	4	2	0	0	2	0	0	

2018 State of Nevada Arrest Information

Juvenile Arrests - Races State Totals 2018	COUNTY: Humboldt																												Asian							
	Humboldt Co	Winnemucca PD	Lander Co	Lincoln Co	COUNTY: Lyon	Lyon Co	Yerington PD	Mineral Co	Nye Co	COUNTY: Pershing	Lovelock PD	Pershing Co	Storey Co	COUNTY: Washoe	Reno PD	Reno-Tahoe Airport Auth	Sparks PD	UNR	Washoe School Dist	Washoe Co	Reno Muni Court	White Pine Co	COUNTY: Statewide	NDI	NHP - Southern	NHP - Northeastern	NHP - Northwestern	Capitol Police		Fire Marshal	DOWL	Secretary of State	Attorney General			
Index Crimes:	Asian																												YTD							
Murder and Nonnegligent Manslaughter	0	0	0	0	0	0	0	0	0	0	0	0	0	0	0	0	0	0	0	0	0	0	0	0	0	0	0	0	0	0	0	0	0	0	0	
Manslaughter by Negligence	0	0	0	0	0	0	0	0	0	0	0	0	0	0	0	0	0	0	0	0	0	0	0	0	0	0	0	0	0	0	0	0	0	0	0	
Rape	0	0	0	0	0	0	0	0	0	0	0	0	0	1	0	0	0	0	0	0	1	0	0	0	0	0	0	0	0	0	0	0	0	0	0	
Robbery	0	0	0	0	0	0	0	0	0	0	0	0	0	0	0	0	0	0	0	0	0	0	0	0	0	0	0	0	0	0	0	0	0	0	0	
Aggravated Assault (Return A - 4a-d)	0	0	0	0	0	0	0	0	0	0	0	0	0	4	4	0	0	0	0	0	0	0	0	0	0	0	0	0	0	0	0	0	0	0	0	
Burglary - Breaking or Entering	0	0	0	0	1	0	0	0	0	0	0	0	0	2	2	0	0	0	0	0	0	0	0	0	0	0	0	0	0	0	0	0	0	0	0	
Larceny - Theft (Except Motor Vehicle Theft)	0	0	0	0	0	0	0	0	0	0	0	0	0	3	0	0	3	0	0	0	0	0	0	0	0	0	0	0	0	0	0	0	0	0	0	
Motor Vehicle Theft	0	0	0	0	0	0	0	0	0	0	0	0	0	0	0	0	0	0	0	0	0	0	0	0	0	0	0	0	0	0	0	0	0	0	0	
Arson	0	0	0	0	0	0	0	0	0	0	0	0	0	0	0	0	0	0	0	0	0	0	0	0	0	0	0	0	0	0	0	0	0	0	0	
Total Index Crimes Violations:	0	0	0	0	1	0	0	0	0	0	0	0	0	10	6	0	3	0	0	1	0	0	0	0	0	0	0	0	0	0	0	0	0	0	0	47
Other Offenses:	Asian																												YTD							
Other Assaults (Return A - 4e)	0	0	0	0	0	0	0	0	0	0	0	0	0	3	1	0	0	0	2	0	0	0	0	0	0	0	0	0	0	0	0	0	0	0	29	
Forgery and Counterfeiting	0	0	0	0	0	0	0	0	0	0	0	0	0	0	0	0	0	0	0	0	0	0	0	0	0	0	0	0	0	0	0	0	0	0	0	
Fraud	0	0	0	0	0	0	0	0	0	0	0	0	0	0	0	0	0	0	0	0	0	0	0	0	0	0	0	0	0	0	0	0	0	0	0	
Embezzlement	0	0	0	0	0	0	0	0	0	0	0	0	0	0	0	0	0	0	0	0	0	0	0	0	0	0	0	0	0	0	0	0	0	0	0	
Stolen Property; Buying, Receiving, Possessing	0	0	0	0	0	0	0	0	0	0	0	0	0	0	0	0	0	0	0	0	0	0	0	0	0	0	0	0	0	0	0	0	0	0	0	
Vandalism	0	0	0	0	0	0	0	0	0	0	0	0	0	1	1	0	0	0	0	0	0	0	0	0	0	0	0	0	0	0	0	0	0	0	0	
Weapons; Carrying, Possessing, etc.	0	0	0	0	0	0	0	0	0	0	0	0	0	0	0	0	0	0	0	0	0	0	0	0	0	0	0	0	0	0	0	0	0	0	0	
Total Other Offense Violations:	0	0	0	0	0	0	0	0	0	0	0	0	0	4	2	0	0	0	2	0	0	0	0	0	0	0	0	0	0	0	0	0	0	0	0	37
Prostitution and Commercialized Vice:	Asian																												YTD							
Prostitution	0	0	0	0	0	0	0	0	0	0	0	0	0	0	0	0	0	0	0	0	0	0	0	0	0	0	0	0	0	0	0	0	0	0	1	
Assisting or Promoting Prostitution	0	0	0	0	0	0	0	0	0	0	0	0	0	0	0	0	0	0	0	0	0	0	0	0	0	0	0	0	0	0	0	0	0	0	0	
Purchasing Prostitution	0	0	0	0	0	0	0	0	0	0	0	0	0	0	0	0	0	0	0	0	0	0	0	0	0	0	0	0	0	0	0	0	0	0	0	
Total Prostitution & Commercialized Vice																																				
Violations:	0	0	0	0	0	0	0	0	0	0	0	0	0	0	0	0	0	0	0	0	0	0	0	0	0	0	0	0	0	0	0	0	0	0	1	
Sex Offenses (Except Forcible Rape and Prostitution)	Asian																												YTD							
Sex Offenses (Except Forcible Rape and Prostitution)	0	0	0	0	0	0	0	0	0	0	0	0	0	0	0	0	0	0	0	0	0	0	0	0	0	0	0	0	0	0	0	0	0	0	1	

2018 State of Nevada Arrest Information

Juvenile Arrests - Races State Totals 2018		COUNTY: Humboldt	Humboldt Co	Winnemucca PD	Lander Co	Lincoln Co	COUNTY: Lyon	Lyon Co	Yerington PD	Mineral Co	Nye Co	COUNTY: Pershing	Lovelock PD	Pershing Co	Storey Co	COUNTY: Washoe	Reno PD	Reno-Tahoe Airport Auth	Sparks PD	UNR	Washoe School Dist	Washoe Co	Reno Muni Court	White Pine Co	COUNTY: Statewide	NDI	NHP - Southern	NHP - Northeastern	NHP - Northwestern	Capitol Police	Fire Marshal	DOWL	Secretary of State	Attorney General	Asian	YTD	
Drug Abuse Violations:		Asian																											YTD								
Sale/Manufacturing:		0	0	0	0	0	0	0	0	0	0	0	0	0	0	0	1	0	0	0	0	1	0	0	0	0	0	0	0	0	0	0	0	0	0	3	
Opium or Cocaine and Their Derivatives (Morphine, Heroin, Codeine)		0	0	0	0	0	0	0	0	0	0	0	0	0	0	0	0	0	0	0	0	0	0	0	0	0	0	0	0	0	0	0	0	0	0	0	
Marijuana		0	0	0	0	0	0	0	0	0	0	0	0	0	0	0	0	0	0	0	0	0	0	0	0	0	0	0	0	0	0	0	0	0	0	0	
Synthetic Narcotics - Manufactured Narcotics Which Can Cause TrueDrug Addiction (Demerol, Methadones)		0	0	0	0	0	0	0	0	0	0	0	0	0	0	0	0	0	0	0	0	0	0	0	0	0	0	0	0	0	0	0	0	0	0	1	
Other - Dangerous Nonnarcotic Drugs (Barbiturates, Benzadrine)		0	0	0	0	0	0	0	0	0	0	0	0	0	0	0	1	0	0	0	0	1	0	0	0	0	0	0	0	0	0	0	0	0	0	2	
Possession:		0	0	0	0	0	0	0	0	0	2	0	0	0	0	0	4	1	0	0	0	3	0	0	0	0	0	0	0	0	0	0	0	0	0	23	
Opium or Cocaine and Their Derivatives (Morphine, Heroin, Codeine)		0	0	0	0	0	0	0	0	1	0	0	0	0	0	0	0	0	0	0	0	0	0	0	0	0	0	0	0	0	0	0	0	0	1		
Marijuana		0	0	0	0	0	0	0	0	1	0	0	0	0	0	4	1	0	0	0	3	0	0	0	0	0	0	0	0	0	0	0	0	0	0	18	
Synthetic Narcotics - Manufactured Narcotics Which Can Cause TrueDrug Addiction (Demerol, Methadones)		0	0	0	0	0	0	0	0	0	0	0	0	0	0	0	0	0	0	0	0	0	0	0	0	0	0	0	0	0	0	0	0	0	1		
Other - Dangerous Nonnarcotic Drugs (Barbiturates, Benzadrine)		0	0	0	0	0	0	0	0	0	0	0	0	0	0	0	0	0	0	0	0	0	0	0	0	0	0	0	0	0	0	0	0	0	0	3	
Total Drug Abuse Violations:		0	0	0	0	0	0	0	0	2	0	0	0	0	0	5	1	0	0	0	4	0	0	0	0	0	0	0	0	0	0	0	0	0	0	26	
Gambling:		Asian																											YTD								
Bookmaking (Horse and Sport Book)		0	0	0	0	0	0	0	0	0	0	0	0	0	0	0	0	0	0	0	0	0	0	0	0	0	0	0	0	0	0	0	0	0	0		
Numbers and Lottery		0	0	0	0	0	0	0	0	0	0	0	0	0	0	0	0	0	0	0	0	0	0	0	0	0	0	0	0	0	0	0	0	0	0	0	
All Other Gambling		0	0	0	0	0	0	0	0	0	0	0	0	0	0	0	0	0	0	0	0	0	0	0	0	0	0	0	0	0	0	0	0	0	0	0	
Total Gambling Violations:		0	0	0	0	0	0	0	0	0	0	0	0	0	0	0	0	0	0	0	0	0	0	0	0	0	0	0	0	0	0	0	0	0	0	0	
Miscellaneous:		Asian																											YTD								
Offenses Against the Family and Children		0	0	0	0	0	0	0	0	0	0	0	0	0	0	0	0	0	0	0	0	0	0	0	0	0	0	0	0	0	0	0	0	0	0	0	
Driving Under the Influence		0	0	0	0	0	0	0	0	0	0	0	0	0	0	0	1	0	0	0	0	0	1	0	0	1	0	1	0	0	0	0	0	0	0	0	2
Liquor Laws		0	0	0	0	0	0	0	0	0	0	0	0	0	0	5	2	0	1	0	2	0	0	0	0	0	0	0	0	0	0	0	0	0	0	0	11
Drunkenness		0	0	0	0	0	0	0	0	0	0	0	0	0	0	0	0	0	0	0	0	0	0	0	0	0	0	0	0	0	0	0	0	0	0	0	
Disorderly Conduct		0	0	0	0	0	0	0	0	0	0	0	0	0	0	4	0	0	0	0	4	0	0	0	0	0	0	0	0	0	0	0	0	0	0	0	10
Vagrancy		0	0	0	0	0	0	0	0	0	0	0	0	0	0	0	0	0	0	0	0	0	0	0	0	0	0	0	0	0	0	0	0	0	0	0	
All Other Offenses (Except Traffic)		0	0	0	0	0	0	0	0	0	0	0	0	0	0	10	1	0	4	0	5	0	0	0	2	2	0	0	0	0	0	0	0	0	0	24	
Suspicion		0	0	0	0	0	0	0	0	0	0	0	0	0	0	0	0	0	0	0	0	0	0	0	0	0	0	0	0	0	0	0	0	0	0	0	
Curfew and Loitering Law Violations		0	0	0	0	0	0	0	0	0	0	0	0	0	0	0	0	0	0	0	0	0	0	0	0	0	0	0	0	0	0	0	0	0	0	4	
Runaways		0	0	0	0	0	0	0	0	0	0	0	0	0	0	0	0	0	0	0	0	0	0	0	0	0	0	0	0	0	0	0	0	0	0	11	
Total Miscellaneous Violations:		0	0	0	0	0	0	0	0	0	0	0	0	0	0	20	3	0	5	0	11	1	0	0	3	2	1	0	0	0	0	0	0	0	0	62	
Human Trafficking:		Asian																											YTD								
Human Trafficking/ Commercial Sex Acts		0	0	0	0	0	0	0	0	0	0	0	0	0	0	0	0	0	0	0	0	0	0	0	0	0	0	0	0	0	0	0	0	0	0	0	
Human Trafficking/ Involuntary Servitude		0	0	0	0	0	0	0	0	0	0	0	0	0	0	0	0	0	0	0	0	0	0	0	0	0	0	0	0	0	0	0	0	0	0	0	
Total Human Trafficking Violations:		0	0	0	0	0	0	0	0	0	0	0	0	0	0	0	0	0	0	0	0	0	0	0	0	0	0	0	0	0	0	0	0	0	0	0	
Total ASR Race - Juvenile		0	0	0	0	1	0	0	0	0	2	0	0	0	0	39	12	0	8	0	17	2	0	0	3	2	1	0	0	0	0	0	0	0	0	174	

2018 State of Nevada Arrest Information

Juvenile Arrests - Races State Totals 2018																							
	Carson City So	COUNTY: Churchill	Churchill Co	Fallon PD	COUNTY: Clark	Boulder PD	Clark Co School Dist	College of SNV	Henderson PD	LV Metro	LV Fire & Rescue	Mesquite PD	NLV Fire & Rescue	NLV PD	UNLV PD	Douglas Co	COUNTY: Elko	Carlin PD	Elko PD	Elko CO	West Wendover PD	Esmeralda Co	Eureka Co
Index Crimes:																							
Hawaii/ Islander																							
Murder and Nonnegligent Manslaughter	0	0	0	0	0	0	0	0	0	0	0	0	0	0	0	0	0	0	0	0	0	0	0
Manslaughter by Negligence	0	0	0	0	0	0	0	0	0	0	0	0	0	0	0	0	0	0	0	0	0	0	0
Rape	0	0	0	0	1	0	0	0	0	0	0	0	0	1	0	0	0	0	0	0	0	0	0
Robbery	0	0	0	0	1	0	0	0	1	0	0	0	0	0	0	0	0	0	0	0	0	0	0
Aggravated Assault (Return A - 4a-d)	0	0	0	0	1	0	1	0	0	0	0	0	0	0	0	0	0	0	0	0	0	0	0
Burglary - Breaking or Entering	0	0	0	0	2	0	0	0	0	2	0	0	0	0	0	0	0	0	0	0	0	0	0
Larceny - Theft (Except Motor Vehicle Theft)	0	0	0	0	1	0	0	0	0	1	0	0	0	0	0	0	0	0	0	0	0	0	0
Motor Vehicle Theft	0	0	0	0	1	0	0	0	1	0	0	0	0	0	0	0	0	0	0	0	0	0	0
Arson	0	0	0	0	0	0	0	0	0	0	0	0	0	0	0	0	0	0	0	0	0	0	0
Total Index Crimes Violations:	0	0	0	0	7	0	1	0	2	3	0	0	0	1	0	0	0	0	0	0	0	0	0
Other Offenses:																							
Hawaii/ Islander																							
Other Assaults (Return A - 4e)	0	0	0	0	7	0	0	0	1	6	0	0	0	0	0	0	0	0	0	0	0	0	0
Forgery and Counterfeiting	0	0	0	0	0	0	0	0	0	0	0	0	0	0	0	0	0	0	0	0	0	0	0
Fraud	0	0	0	0	0	0	0	0	0	0	0	0	0	0	0	0	0	0	0	0	0	0	0
Embezzlement	0	0	0	0	0	0	0	0	0	0	0	0	0	0	0	0	0	0	0	0	0	0	0
Stolen Property; Buying, Receiving, Possessing	0	0	0	0	0	0	0	0	0	0	0	0	0	0	0	0	0	0	0	0	0	0	0
Vandalism	0	0	0	0	0	0	0	0	0	0	0	0	0	0	0	0	0	0	0	0	0	0	0
Weapons; Carrying, Possessing, etc.	0	0	0	0	2	0	1	0	0	1	0	0	0	0	0	0	0	0	0	0	0	0	0
Total Other Offense Violations:	0	0	0	0	9	0	1	0	1	7	0	0	0	0	0	0	0	0	0	0	0	0	0
Prostitution and Commercialized Vice:																							
Hawaii/ Islander																							
Prostitution	0	0	0	0	1	0	0	0	0	1	0	0	0	0	0	0	0	0	0	0	0	0	0
Assisting or Promoting Prostitution	0	0	0	0	0	0	0	0	0	0	0	0	0	0	0	0	0	0	0	0	0	0	0
Purchasing Prostitution	0	0	0	0	0	0	0	0	0	0	0	0	0	0	0	0	0	0	0	0	0	0	0
Total Prostitution & Commercialized Vice Violations:	0	0	0	0	1	0	0	0	0	1	0	0	0	0	0	0	0	0	0	0	0	0	0
Sex Offenses (Except Forcible Rape and Prostitution)																							
Hawaii/ Islander																							
Sex Offenses (Except Forcible Rape and Prostitution)	0	0	0	0	0	0	0	0	0	0	0	0	0	0	0	0	0	0	0	0	0	0	0

2018 State of Nevada Arrest Information

Juvenile Arrests - Races State Totals 2018	Carson City So	COUNTY: Churchill	Churchill Co	Fallon PD	COUNTY: Clark	Boulder PD	Clark Co School Dist	College of SNV	Henderson PD	LV Metro	LV Fire & Rescue	Mesquite PD	NLV Fire & Rescue	NLV PD	UNLV PD	Douglas Co	COUNTY: Elko	Carlin PD	Elko PD	Elko CO	West Wendover PD	Esmeralda Co	Eureka Co
Drug Abuse Violations:																							
Hawaiin/ Islander																							
Sale/Manufacturing:	0	0	0	0	0	0	0	0	0	0	0	0	0	0	0	0	0	0	0	0	0	0	0
Opium or Cocaine and Their Derivatives (Morphine, Heroin, Codeine)	0	0	0	0	0	0	0	0	0	0	0	0	0	0	0	0	0	0	0	0	0	0	0
Marijuana	0	0	0	0	0	0	0	0	0	0	0	0	0	0	0	0	0	0	0	0	0	0	0
Synthetic Narcotics - Manufactured Narcotics Which Can Cause TrueDrug Addiction (Demerol, Methadones)	0	0	0	0	0	0	0	0	0	0	0	0	0	0	0	0	0	0	0	0	0	0	0
Other - Dangerous Nonnarcotic Drugs (Barbiturates, Benzedrine)	0	0	0	0	0	0	0	0	0	0	0	0	0	0	0	0	0	0	0	0	0	0	0
Possession:	0	0	0	0	1	0	0	0	1	0	0	0	0	0	0	0	1	0	1	0	0	0	0
Opium or Cocaine and Their Derivatives (Morphine, Heroin, Codeine)	0	0	0	0	0	0	0	0	0	0	0	0	0	0	0	0	0	0	0	0	0	0	0
Marijuana	0	0	0	0	1	0	0	0	1	0	0	0	0	0	0	0	1	0	1	0	0	0	0
Synthetic Narcotics - Manufactured Narcotics Which Can Cause TrueDrug Addiction (Demerol, Methadones)	0	0	0	0	0	0	0	0	0	0	0	0	0	0	0	0	0	0	0	0	0	0	0
Other - Dangerous Nonnarcotic Drugs (Barbiturates, Benzedrine)	0	0	0	0	0	0	0	0	0	0	0	0	0	0	0	0	0	0	0	0	0	0	0
Total Drug Abuse Violations:	0	0	0	0	1	0	0	0	1	0	0	0	0	0	0	0	1	0	1	0	0	0	0
Gambling:																							
Hawaiin/ Islander																							
Bookmaking (Horse and Sport Book)	0	0	0	0	0	0	0	0	0	0	0	0	0	0	0	0	0	0	0	0	0	0	0
Numbers and Lottery	0	0	0	0	0	0	0	0	0	0	0	0	0	0	0	0	0	0	0	0	0	0	0
All Other Gambling	0	0	0	0	0	0	0	0	0	0	0	0	0	0	0	0	0	0	0	0	0	0	0
Total Gambling Violations:	0	0	0	0	0	0	0	0	0	0	0	0	0	0	0	0	0	0	0	0	0	0	0
Miscellaneous:																							
Hawaiin/ Islander																							
Offenses Against the Family and Children	0	0	0	0	0	0	0	0	0	0	0	0	0	0	0	0	0	0	0	0	0	0	0
Driving Under the Influence	0	0	0	0	0	0	0	0	0	0	0	0	0	0	0	0	0	0	0	0	0	0	0
Liquor Laws	0	0	0	0	0	0	0	0	0	0	0	0	0	0	0	0	0	0	0	0	0	0	0
Drunkenness	0	0	0	0	0	0	0	0	0	0	0	0	0	0	0	0	0	0	0	0	0	0	0
Disorderly Conduct	0	0	0	0	1	0	1	0	0	0	0	0	0	0	0	0	0	0	0	0	0	0	0
Vagrancy	0	0	0	0	0	0	0	0	0	0	0	0	0	0	0	0	0	0	0	0	0	0	0
All Other Offenses (Except Traffic)	0	0	0	0	3	0	0	0	0	2	0	0	0	1	0	0	0	0	0	0	0	0	0
Suspicion	0	0	0	0	0	0	0	0	0	0	0	0	0	0	0	0	0	0	0	0	0	0	0
Curfew and Loitering Law Violations	0	0	0	0	0	0	0	0	0	0	0	0	0	0	0	0	0	0	0	0	0	0	0
Runaways	0	0	0	0	0	0	0	0	0	0	0	0	0	0	0	0	2	0	2	0	0	0	0
Total Miscellaneous Violations:	0	0	0	0	4	0	1	0	0	2	0	0	0	1	0	0	2	0	2	0	0	0	0
Human Trafficking:																							
Hawaiin/ Islander																							
Human Trafficking/ Commercial Sex Acts	0	0	0	0	0	0	0	0	0	0	0	0	0	0	0	0	0	0	0	0	0	0	0
Human Trafficking/ Involuntary Servitude	0	0	0	0	0	0	0	0	0	0	0	0	0	0	0	0	0	0	0	0	0	0	0
Total Human Trafficking Violations:	0	0	0	0	0	0	0	0	0	0	0	0	0	0	0	0	0	0	0	0	0	0	0
Total ASR Race - Juvenile	0	0	0	0	22	0	3	0	4	13	0	0	0	2	0	0	3	0	3	0	0	0	0

2018 State of Nevada Arrest Information

Juvenile Arrests - Races State Totals 2018	COUNTY: Humboldt	Humboldt Co	Winnemucca PD	Lander Co	Lincoln Co	COUNTY: Lyon	Lyon Co	Yerington PD	Mineral Co	Nye Co	COUNTY: Pershing	Lovelock PD	Pershing Co	Storey Co	COUNTY: Washoe	Reno PD	Reno-Tahoe Airport Auth	Sparks PD	UNR	Washoe School Dist	Washoe Co	Reno Muni Court	White Pine Co	COUNTY: Statewide	NDI	NHP - Southern	NHP - Northeastern	NHP - Northwestern	Capitol Police	Fire Marshal	DOWL	Secretary of State	Attorney General	Hawaii/ Islander																															
Index Crimes:																																	Hawaii/ Islander																																
Murder and Nonnegligent Manslaughter	0	0	0	0	0	0	0	0	0	0	0	0	0	0	0	0	0	0	0	0	0	0	0	0	0	0	0	0	0	0	0	0	0	0	0	0	0																												
Manslaughter by Negligence	0	0	0	0	0	0	0	0	0	0	0	0	0	0	0	0	0	0	0	0	0	0	0	0	0	0	0	0	0	0	0	0	0	0	0	0	0	0																											
Rape	0	0	0	0	0	0	0	0	0	0	0	0	0	0	0	0	0	0	0	0	0	0	0	0	0	0	0	0	0	0	0	0	0	0	0	0	0	1																											
Robbery	0	0	0	0	0	0	0	0	0	0	0	0	0	0	0	0	0	0	0	0	0	0	0	0	0	0	0	0	0	0	0	0	0	0	0	0	0	1																											
Aggravated Assault (Return A - 4a-d)	0	0	0	0	0	0	0	0	0	0	0	0	0	0	0	0	0	0	0	0	0	0	0	0	0	0	0	0	0	0	0	0	0	0	0	0	0	1																											
Burglary - Breaking or Entering	0	0	0	0	0	0	0	0	0	0	0	0	0	0	0	0	0	0	0	0	0	0	0	0	0	0	0	0	0	0	0	0	0	0	0	0	0	2																											
Larceny - Theft (Except Motor Vehicle Theft)	0	0	0	0	0	0	0	0	0	0	0	0	0	0	0	0	0	0	0	0	0	0	0	0	0	0	0	0	0	0	0	0	0	0	0	0	0	1																											
Motor Vehicle Theft	0	0	0	0	0	0	0	0	0	0	0	0	0	0	0	0	0	0	0	0	0	0	0	0	0	0	0	0	0	0	0	0	0	0	0	0	0	1																											
Arson	0	0	0	0	0	0	0	0	0	0	0	0	0	0	0	0	0	0	0	0	0	0	0	0	0	0	0	0	0	0	0	0	0	0	0	0	0	0																											
Total Index Crimes Violations:	0	0	0	0	0	0	0	0	0	0	0	0	0	0	0	0	0	0	0	0	0	0	0	0	0	0	0	0	0	0	0	0	0	0	0	0	0	7																											
Other Offenses:																																	Hawaii/ Islander																																
Other Assaults (Return A - 4e)	0	0	0	0	0	0	0	0	0	0	0	0	0	0	6	0	0	0	0	6	0	0	0	0	0	0	0	0	0	0	0	0	0	0	0	0	0	13																											
Forgery and Counterfeiting	0	0	0	0	0	0	0	0	0	0	0	0	0	0	0	0	0	0	0	0	0	0	0	0	0	0	0	0	0	0	0	0	0	0	0	0	0	0																											
Fraud	0	0	0	0	0	0	0	0	0	0	0	0	0	0	0	0	0	0	0	0	0	0	0	0	0	0	0	0	0	0	0	0	0	0	0	0	0	0																											
Embezzlement	0	0	0	0	0	0	0	0	0	0	0	0	0	0	0	0	0	0	0	0	0	0	0	0	0	0	0	0	0	0	0	0	0	0	0	0	0	0																											
Stolen Property; Buying, Receiving, Possessing	0	0	0	0	0	0	0	0	0	0	0	0	0	0	0	0	0	0	0	0	0	0	0	0	0	0	0	0	0	0	0	0	0	0	0	0	0	0																											
Vandalism	0	0	0	0	0	0	0	0	0	0	0	0	0	0	0	0	0	0	0	0	0	0	0	0	0	0	0	0	0	0	0	0	0	0	0	0	0	0																											
Weapons; Carrying, Possessing, etc.	0	0	0	0	0	0	0	0	0	0	0	0	0	0	3	0	0	0	0	3	0	0	0	0	0	0	0	0	0	0	0	0	0	0	0	0	0	5																											
Total Other Offense Violations:	0	0	0	0	0	0	0	0	0	0	0	0	0	0	9	0	0	0	9	0	0	0	0	0	0	0	0	0	0	0	0	0	0	0	0	0	0	18																											
Prostitution and Commercialized Vice:																																	Hawaii/ Islander																																
Prostitution	0	0	0	0	0	0	0	0	0	0	0	0	0	0	0	0	0	0	0	0	0	0	0	0	0	0	0	0	0	0	0	0	0	0	0	0	1																												
Assisting or Promoting Prostitution	0	0	0	0	0	0	0	0	0	0	0	0	0	0	0	0	0	0	0	0	0	0	0	0	0	0	0	0	0	0	0	0	0	0	0	0	0	0																											
Purchasing Prostitution	0	0	0	0	0	0	0	0	0	0	0	0	0	0	0	0	0	0	0	0	0	0	0	0	0	0	0	0	0	0	0	0	0	0	0	0	0	0																											
Total Prostitution & Commercialized Vice																																																																	
Violations:	0	0	0	0	0	0	0	0	0	0	0	0	0	0	0	0	0	0	0	0	0	0	0	0	0	0	0	0	0	0	0	0	0	0	0	0	0	1																											
Sex Offenses (Except Forcible Rape and Prostitution) Hawaii/ Islander																																																																	
Sex Offenses (Except Forcible Rape and Prostitution)	0	0	0	0	0	0	0	0	0	0	0	0	0	0	0	0	0	0	0	0	0	0	0	0	0	0	0	0	0	0	0	0	0	0	0	0	0																												

2018 State of Nevada Arrest Information

Juvenile Arrests - Races State Totals 2018	COUNTY: Humboldt	Humboldt Co	Winnemucca PD	Lander Co	Lincoln Co	COUNTY: Lyon	Lyon Co	Yerington PD	Mineral Co	Nye Co	COUNTY: Pershing	LoveLock PD	Pershing Co	Storey Co	COUNTY: Washoe	Reno PD	Reno-Tahoe Airport Auth	Sparks PD	UNR	Washoe School Dist	Washoe Co	Reno Muni Court	White Pine Co	COUNTY: Statewide	NDI	NHP - Southern	NHP - Northeastern	NHP - Northwestern	Capitol Police	Fire Marshal	DOWL	Secretary of State	Attorney General	Hawaii/ Islander	
	Drug Abuse Violations:	Hawaii/ Islander																																	
Sale/Manufacturing:	1	0	1	0	0	0	0	0	0	0	0	0	0	0	0	0	0	0	0	0	0	0	0	0	0	0	0	0	0	0	0	0	0	1	
Opium or Cocaine and Their Derivatives (Morphine, Heroin, Codeine)	0	0	0	0	0	0	0	0	0	0	0	0	0	0	0	0	0	0	0	0	0	0	0	0	0	0	0	0	0	0	0	0	0	0	
Marijuana	1	0	1	0	0	0	0	0	0	0	0	0	0	0	0	0	0	0	0	0	0	0	0	0	0	0	0	0	0	0	0	0	0	1	
Synthetic Narcotics - Manufactured Narcotics Which Can Cause TrueDrug Addiction (Demerol, Methadones)	0	0	0	0	0	0	0	0	0	0	0	0	0	0	0	0	0	0	0	0	0	0	0	0	0	0	0	0	0	0	0	0	0	0	
Other - Dangerous Nonnarcotic Drugs (Barbiturates, Benzadrine)	0	0	0	0	0	0	0	0	0	0	0	0	0	0	0	0	0	0	0	0	0	0	0	0	0	0	0	0	0	0	0	0	0	0	
Possession:	0	0	0	0	0	0	0	0	0	0	0	0	0	0	6	0	0	0	0	0	6	0	0	0	0	0	0	0	0	0	0	0	0	0	8
Opium or Cocaine and Their Derivatives (Morphine, Heroin, Codeine)	0	0	0	0	0	0	0	0	0	0	0	0	0	0	0	0	0	0	0	0	0	0	0	0	0	0	0	0	0	0	0	0	0	0	
Marijuana	0	0	0	0	0	0	0	0	0	0	0	0	0	0	5	0	0	0	0	5	0	0	0	0	0	0	0	0	0	0	0	0	0	0	7
Synthetic Narcotics - Manufactured Narcotics Which Can Cause TrueDrug Addiction (Demerol, Methadones)	0	0	0	0	0	0	0	0	0	0	0	0	0	0	0	0	0	0	0	0	0	0	0	0	0	0	0	0	0	0	0	0	0	0	
Other - Dangerous Nonnarcotic Drugs (Barbiturates, Benzadrine)	0	0	0	0	0	0	0	0	0	0	0	0	0	0	1	0	0	0	0	1	0	0	0	0	0	0	0	0	0	0	0	0	0	1	
Total Drug Abuse Violations:	1	0	1	0	0	0	0	0	0	0	0	0	0	0	6	0	0	0	0	6	0	0	0	0	0	0	0	0	0	0	0	0	0	9	
Gambling:	Hawaii/ Islander																																		
Bookmaking (Horse and Sport Book)	0	0	0	0	0	0	0	0	0	0	0	0	0	0	0	0	0	0	0	0	0	0	0	0	0	0	0	0	0	0	0	0	0		
Numbers and Lottery	0	0	0	0	0	0	0	0	0	0	0	0	0	0	0	0	0	0	0	0	0	0	0	0	0	0	0	0	0	0	0	0	0	0	
All Other Gambling	0	0	0	0	0	0	0	0	0	0	0	0	0	0	0	0	0	0	0	0	0	0	0	0	0	0	0	0	0	0	0	0	0	0	
Total Gambling Violations:	0	0	0	0	0	0	0	0	0	0	0	0	0	0	0	0	0	0	0	0	0	0	0	0	0	0	0	0	0	0	0	0	0	0	
Miscellaneous:	Hawaii/ Islander																																		
Offenses Against the Family and Children	0	0	0	0	0	0	0	0	0	0	0	0	0	0	0	0	0	0	0	0	0	0	0	0	0	0	0	0	0	0	0	0	0	0	
Driving Under the Influence	0	0	0	0	0	0	0	0	0	0	0	0	0	0	0	0	0	0	0	0	0	0	0	0	0	0	0	0	0	0	0	0	0	0	0
Liquor Laws	2	0	2	0	0	0	0	0	0	0	0	0	0	0	1	0	0	0	0	1	0	0	0	0	0	0	0	0	0	0	0	0	0	0	3
Drunkenness	0	0	0	0	0	0	0	0	0	0	0	0	0	0	0	0	0	0	0	0	0	0	0	0	0	0	0	0	0	0	0	0	0	0	
Disorderly Conduct	0	0	0	0	0	0	0	0	0	0	0	0	0	0	5	0	0	0	0	5	0	0	0	0	0	0	0	0	0	0	0	0	0	0	6
Vagrancy	0	0	0	0	0	0	0	0	0	0	0	0	0	0	0	0	0	0	0	0	0	0	0	0	0	0	0	0	0	0	0	0	0	0	0
All Other Offenses (Except Traffic)	0	0	0	0	0	0	0	0	0	0	0	0	0	0	1	0	0	0	0	1	0	0	0	0	0	0	0	0	0	0	0	0	0	0	4
Suspicion	0	0	0	0	0	0	0	0	0	0	0	0	0	0	0	0	0	0	0	0	0	0	0	0	0	0	0	0	0	0	0	0	0	0	0
Curfew and Loitering Law Violations	0	0	0	0	0	0	0	0	0	0	0	0	0	0	0	0	0	0	0	0	0	0	1	0	0	0	0	0	0	0	0	0	0	0	1
Runaways	0	0	0	0	0	0	0	0	0	0	0	0	0	0	1	0	0	0	0	1	0	0	0	0	0	0	0	0	0	0	0	0	0	0	3
Total Miscellaneous Violations:	2	0	2	0	0	0	0	0	0	0	0	0	0	0	8	0	0	0	0	8	0	0	1	0	0	0	0	0	0	0	0	0	0	0	17
Human Trafficking:	Hawaii/ Islander																																		
Human Trafficking/ Commercial Sex Acts	0	0	0	0	0	0	0	0	0	0	0	0	0	0	0	0	0	0	0	0	0	0	0	0	0	0	0	0	0	0	0	0	0	0	
Human Trafficking/ Involuntary Servitude	0	0	0	0	0	0	0	0	0	0	0	0	0	0	0	0	0	0	0	0	0	0	0	0	0	0	0	0	0	0	0	0	0	0	0
Total Human Trafficking Violations:	0	0	0	0	0	0	0	0	0	0	0	0	0	0	0	0	0	0	0	0	0	0	0	0	0	0	0	0	0	0	0	0	0	0	0
Total ASR Race - Juvenile	3	0	3	0	0	0	0	0	0	0	0	0	0	0	23	0	0	0	0	23	0	0	1	0	0	0	0	0	0	0	0	0	0	0	52

2018 State of Nevada Arrest Information

Juvenile Arrests - Ethnicity State Totals 2018	Carson City So	COUNTY: Churchill	Churchill Co	Fallon PD	COUNTY: Clark	Boulder PD	Clark Co School Dist	College of SNV	Henderson PD	LV Metro	LV Fire & Rescue	Mesquite PD	NLV Fire & Rescue	NLV PD	UNLV PD	Douglas Co	COUNTY: Elko	Carlin PD	Elko PD	Elko CO	West Wendover PD	Esmeralda Co	Eureka Co
	Index Crimes:	Hispanic																					
Murder and Nonnegligent Manslaughter	2	0	0	0	4	0	0	0	0	4	0	0	0	0	0	0	0	0	0	0	0	0	0
Manslaughter by Negligence	0	0	0	0	0	0	0	0	0	0	0	0	0	0	0	0	0	0	0	0	0	0	0
Rape	0	0	0	0	17	0	0	0	0	10	0	0	0	7	0	0	0	0	0	0	0	0	0
Robbery	1	0	0	0	65	0	8	0	1	46	0	0	0	10	0	0	0	0	0	0	0	0	0
Aggravated Assault (Return A - 4a-d)	2	1	1	0	201	0	131	0	1	39	0	0	0	30	0	1	0	0	0	0	0	0	0
Burglary - Breaking or Entering	0	0	0	0	54	0	21	0	1	27	0	3	0	2	0	1	1	0	0	0	1	0	0
Larceny - Theft (Except Motor Vehicle Theft)	0	1	1	0	142	1	16	9	31	73	0	0	0	12	0	1	0	0	0	0	0	0	0
Motor Vehicle Theft	0	0	0	0	19	0	0	0	3	10	0	0	0	6	0	0	1	0	0	0	1	0	0
Arson	0	0	0	0	3	0	3	0	0	0	0	0	0	0	0	0	0	0	0	0	0	0	0
Total Index Crimes Violations:	5	2	2	0	505	1	179	9	37	209	0	3	0	67	0	3	2	0	0	0	2	0	0
Other Offenses:	Hispanic																						
Other Assaults (Return A - 4e)	0	1	1	0	381	1	22	0	27	292	0	2	0	37	0	2	0	0	0	0	0	0	0
Forgery and Counterfeiting	0	0	0	0	2	0	2	0	0	0	0	0	0	0	0	0	0	0	0	0	0	0	0
Fraud	0	0	0	0	3	0	1	0	0	2	0	0	0	0	0	0	0	0	0	0	0	0	0
Embezzlement	1	0	0	0	0	0	0	0	0	0	0	0	0	0	0	0	0	0	0	0	0	0	0
Stolen Property; Buying, Receiving, Possessing	0	0	0	0	43	0	8	0	4	26	0	0	0	5	0	0	0	0	0	0	0	0	0
Vandalism	0	0	0	0	48	1	12	0	2	26	0	2	0	5	0	1	1	0	0	1	0	0	0
Weapons; Carrying, Possessing, etc.	0	0	0	0	71	0	34	0	1	30	0	0	0	6	0	0	0	0	0	0	0	0	0
Total Other Offense Violations:	1	1	1	0	548	2	79	0	34	376	0	4	0	53	0	3	1	0	0	1	0	0	0
Prostitution and Commercialized Vice:	Hispanic																						
Prostitution	0	0	0	0	11	0	0	0	0	11	0	0	0	0	0	0	0	0	0	0	0	0	0
Assisting or Promoting Prostitution	0	0	0	0	0	0	0	0	0	0	0	0	0	0	0	0	0	0	0	0	0	0	0
Purchasing Prostitution	0	0	0	0	0	0	0	0	0	0	0	0	0	0	0	0	0	0	0	0	0	0	0
Total Prostitution & Commercialized Vice Violations:	0	0	0	0	11	0	0	0	0	11	0	0	0	0	0	0	0	0	0	0	0	0	0
Sex Offenses (Except Forcible Rape and Prostitution)	Hispanic																						
Sex Offenses (Except Forcible Rape and Prostitution)	0	0	0	0	17	0	7	0	1	9	0	0	0	0	0	0	0	0	0	0	0	0	0

2018 State of Nevada Arrest Information

Juvenile Arrests - Ethnicity State Totals 2018	Carson City So		COUNTY: Churchill		Churchill Co		Fallon PD		COUNTY: Clark		Boulder PD		Clark Co School Dist		College of SNV		Henderson PD		LV Metro		LV Fire & Rescue		Mesquite PD		NLV Fire & Rescue		NLV PD		UNLV PD		Douglas Co		COUNTY: Elko		Carlin PD		Elko PD		Elko CO		West Wendover PD		Esmeralda Co		Eureka Co	
	Hispanic																																													
Drug Abuse Violations:	Hispanic																																													
Sale/Manufacturing:	0	0	0	0	35	0	19	0	0	13	0	1	0	2	0	0	1	0	0	0	0	0	0	0	0	0	0	0	1	0	0	0	0	1	0	0	0	1	0	0						
Opium or Cocaine and Their Derivatives (Morphine, Heroin, Codeine)	0	0	0	0	1	0	0	0	0	1	0	0	0	0	0	0	0	0	0	0	0	0	0	0	0	0	0	0	0	0	0	0	0	0	0	0	0	0	0	0	0					
Marijuana	0	0	0	0	21	0	7	0	0	11	0	1	0	2	0	0	0	0	0	0	0	0	0	0	0	0	0	0	0	0	0	0	0	0	0	0	0	0	0	0	0					
Synthetic Narcotics - Manufactured Narcotics Which Can Cause TrueDrug Addiction (Demerol, Methadones)	0	0	0	0	1	0	1	0	0	0	0	0	0	0	0	0	0	0	0	0	0	0	0	0	0	0	0	1	0	0	0	0	0	0	0	0	0	1	0	0						
Other - Dangerous Nonnarcotic Drugs (Barbiturates, Benzedrine)	0	0	0	0	12	0	11	0	0	1	0	0	0	0	0	0	0	0	0	0	0	0	0	0	0	0	0	0	0	0	0	0	0	0	0	0	0	0	0	0	0					
Possession:	1	3	3	0	296	0	193	0	6	71	0	3	0	22	1	7	2	1	0	0	1	0	0	0	0	0	0	2	1	0	0	0	1	0	0	1	0	0								
Opium or Cocaine and Their Derivatives (Morphine, Heroin, Codeine)	1	0	0	0	2	0	0	0	0	1	0	0	0	1	0	0	0	0	0	0	0	0	0	0	0	0	0	0	0	0	0	0	0	0	0	0	0	0	0	0	0					
Marijuana	0	3	3	0	273	0	180	0	6	67	0	1	0	18	1	6	1	1	0	0	0	0	0	0	0	0	0	1	1	0	0	0	0	0	0	0	0	0	0	0						
Synthetic Narcotics - Manufactured Narcotics Which Can Cause TrueDrug Addiction (Demerol, Methadones)	0	0	0	0	0	0	0	0	0	0	0	0	0	0	0	0	0	0	0	0	0	0	0	0	0	0	0	1	0	0	0	0	0	0	0	0	0	1	0	0						
Other - Dangerous Nonnarcotic Drugs (Barbiturates, Benzedrine)	0	0	0	0	21	0	13	0	0	3	0	2	0	3	0	1	0	0	0	0	0	0	0	0	0	0	0	0	0	0	0	0	0	0	0	0	0	0	0	0	0					
Total Drug Abuse Violations:	1	3	3	0	331	0	212	0	6	84	0	4	0	24	1	7	3	1	0	0	2	0	0	0	0	0	0	3	1	0	0	0	2	0	0	0	0	0	0							
Gambling:	Hispanic																																													
Bookmaking (Horse and Sport Book)	0	0	0	0	0	0	0	0	0	0	0	0	0	0	0	0	0	0	0	0	0	0	0	0	0	0	0	0	0	0	0	0	0	0	0	0	0	0	0	0	0					
Numbers and Lottery	0	0	0	0	0	0	0	0	0	0	0	0	0	0	0	0	0	0	0	0	0	0	0	0	0	0	0	0	0	0	0	0	0	0	0	0	0	0	0	0	0	0				
All Other Gambling	0	0	0	0	1	0	0	0	0	0	0	0	1	0	0	0	0	0	0	0	0	0	0	0	0	0	0	0	0	0	0	0	0	0	0	0	0	0	0	0	0					
Total Gambling Violations:	0	0	0	0	1	0	0	0	0	0	0	0	1	0	0	0	0	0	0	0	0	0	0	0	0	0	0	0	0	0	0	0	0	0	0	0	0	0	0	0	0					
Miscellaneous:	Hispanic																																													
Offenses Against the Family and Children	0	0	0	0	0	0	0	0	0	0	0	0	0	0	0	0	2	0	2	0	0	0	0	0	0	0	0	2	0	2	0	0	0	0	0	0	0	0	0	0						
Driving Under the Influence	0	0	0	0	14	0	0	0	2	9	0	1	0	2	0	0	0	0	0	0	0	0	0	0	0	0	0	0	0	0	0	0	0	0	0	0	0	0	0	0	0	0				
Liquor Laws	2	3	3	0	34	0	8	0	6	18	0	1	0	1	0	7	3	0	1	2	0	0	0	0	0	0	0	0	0	0	0	0	0	0	0	0	0	0	0	0	0	0				
Drunkenness	0	0	0	0	38	0	36	0	0	0	0	0	2	0	0	0	0	0	0	0	0	0	0	0	0	0	0	0	0	0	0	0	0	0	0	0	0	0	0	0	0	0				
Disorderly Conduct	1	1	1	0	124	0	111	0	1	6	0	1	0	5	0	0	1	0	0	1	0	0	0	0	0	0	0	1	0	0	1	0	0	0	0	0	0	0	0	0	0					
Vagrancy	0	0	0	0	0	0	0	0	0	0	0	0	0	0	0	0	0	0	0	0	0	0	0	0	0	0	0	0	0	0	0	0	0	0	0	0	0	0	0	0	0					
All Other Offenses (Except Traffic)	7	18	18	0	263	0	105	0	29	84	0	1	0	44	0	25	4	0	2	1	1	0	0	0	0	0	0	0	0	0	0	0	0	0	0	0	0	0	0	0	0					
Suspicion	0	0	0	0	0	0	0	0	0	0	0	0	0	0	0	0	0	0	0	0	0	0	0	0	0	0	0	0	0	0	0	0	0	0	0	0	0	0	0	0	0					
Curfew and Loitering Law Violations	0	0	0	0	47	2	0	0	0	43	0	2	0	0	0	3	0	0	0	0	0	0	0	0	0	0	0	0	0	0	0	0	0	0	0	0	0	0	0	0	0					
Runaways	0	1	1	0	61	0	0	0	61	0	0	0	0	0	0	1	8	0	7	1	0	0	0	0	0	0	0	0	0	0	0	0	0	0	0	0	0	0	0	0	0					
Total Miscellaneous Violations:	10	23	23	0	581	2	260	0	99	160	0	8	0	52	0	36	18	0	12	5	1	0	0	0	0	0	0	0	0	0	0	0	0	0	0	0	0	0	0	0						
Human Trafficking:	Hispanic																																													
Human Trafficking/ Commercial Sex Acts	0	0	0	0	0	0	0	0	0	0	0	0	0	0	0	0	0	0	0	0	0	0	0	0	0	0	0	0	0	0	0	0	0	0	0	0	0	0	0	0	0					
Human Trafficking/ Involuntary Servitude	0	0	0	0	0	0	0	0	0	0	0	0	0	0	0	0	0	0	0	0	0	0	0	0	0	0	0	0	0	0	0	0	0	0	0	0	0	0	0	0	0					
Total Human Trafficking Violations:	0	0	0	0	0	0	0	0	0	0	0	0	0	0	0	0	0	0	0	0	0	0	0	0	0	0	0	0	0	0	0	0	0	0	0	0	0	0	0	0	0	0				
Total ASR Race - Juvenile	17	29	29	0	1,994	5	737	9	177	849	0	20	0	196	1	49	24	1	12	6	5	0	0																							

2018 State of Nevada Arrest Information

Juvenile Arrests - Ethnicity State Totals 2018	Hispanic																												YTD								
	COUNTY: Humboldt	Humboldt Co	Winnemucca PD	Lander Co	Lincoln Co	COUNTY: Lyon	Lyon Co	Yerington PD	Mineral Co	Nye Co	COUNTY: Pershing	Lovelock PD	Pershing Co	Storey Co	COUNTY: Washoe	Reno PD	Reno-Tahoe Airport Auth	Sparks PD	UNR	Washoe School Dist	Washoe Co	Reno Muni Court	White Pine Co	COUNTY: Statewide	NDI	NHP - Southern	NHP - Northeastern	NHP - Northwestern		Capitol Police	Fire Marshal	DOWL	Secretary of State	Attorney General	Attorney General	Attorney General	Hispanic
Index Crimes:	Hispanic																												YTD								
Murder and Nonnegligent Manslaughter	0	0	0	0	0	0	0	0	0	0	0	0	0	0	0	0	0	0	0	0	0	0	0	0	0	0	0	0	0	0	0	0	0	0	6	6	6
Manslaughter by Negligence	0	0	0	0	0	0	0	0	0	0	0	0	0	0	0	0	0	0	0	0	0	0	0	0	0	0	0	0	0	0	0	0	0	0	0	0	0
Rape	0	0	0	0	0	0	0	0	0	0	0	0	0	0	0	0	0	0	0	0	0	0	0	0	0	0	0	0	0	0	0	0	0	0	17	17	17
Robbery	0	0	0	0	0	0	0	0	0	0	0	0	0	0	0	0	0	0	0	0	0	0	0	0	0	0	0	0	0	0	0	0	0	0	66	66	66
Aggravated Assault (Return A - 4a-d)	0	0	0	1	0	0	0	0	0	0	0	0	0	0	28	8	0	18	0	2	0	0	0	0	0	0	0	0	0	0	0	0	0	234	234	234	
Burglary - Breaking or Entering	0	0	0	0	0	1	1	0	0	0	0	0	0	0	9	4	0	5	0	0	0	0	0	0	0	0	0	0	0	0	0	0	0	66	66	66	
Larceny - Theft (Except Motor Vehicle Theft)	0	0	0	0	0	2	2	0	0	0	0	0	0	0	29	3	0	12	0	14	0	0	0	0	0	0	0	0	0	0	0	0	175	175	175		
Motor Vehicle Theft	0	0	0	0	0	0	0	0	0	0	0	0	0	0	3	0	0	0	0	1	2	0	0	0	0	0	0	0	0	0	0	0	23	23	23		
Arson	0	0	0	0	0	0	0	0	0	0	0	0	0	0	1	0	0	0	0	1	0	0	0	0	0	0	0	0	0	0	0	0	4	4	4		
Total Index Crimes Violations:	0	0	0	1	0	3	3	0	0	0	0	0	0	0	70	15	0	35	0	18	2	0	0	0	0	0	0	0	0	0	0	0	0	591	591	591	
Other Offenses:	Hispanic																												YTD								
Other Assaults (Return A - 4e)	1	1	0	0	0	0	0	0	0	1	0	0	0	0	129	1	0	1	0	127	0	0	0	0	0	0	0	0	0	0	0	0	0	515	515	515	
Forgery and Counterfeiting	0	0	0	0	0	1	1	0	0	0	0	0	0	0	0	0	0	0	0	0	0	0	0	0	0	0	0	0	0	0	0	0	0	3	3	3	
Fraud	0	0	0	0	0	0	0	0	0	0	0	0	0	0	2	1	0	1	0	0	0	0	0	0	0	0	0	0	0	0	0	0	0	5	5	5	
Embezzlement	0	0	0	0	0	0	0	0	0	0	0	0	0	0	2	2	0	0	0	0	0	0	0	0	0	0	0	0	0	0	0	0	0	3	3	3	
Stolen Property; Buying, Receiving, Possessing	0	0	0	0	0	0	0	0	0	0	0	0	0	0	6	1	0	1	0	3	1	0	0	0	0	0	0	0	0	0	0	0	0	49	49	49	
Vandalism	0	0	0	0	0	0	0	0	0	0	0	0	0	0	14	3	0	3	0	7	1	0	0	0	0	0	0	0	0	0	0	0	0	64	64	64	
Weapons; Carrying, Possessing, etc.	0	0	0	0	0	0	0	0	0	0	0	0	0	0	10	1	0	2	0	7	0	0	0	0	0	0	0	0	0	0	0	0	0	81	81	81	
Total Other Offense Violations:	1	1	0	0	0	1	1	0	0	1	0	0	0	0	163	9	0	8	0	144	2	0	0	0	0	0	0	0	0	0	0	0	0	720	720	720	
Prostitution and Commercialized Vice:	Hispanic																												YTD								
Prostitution	0	0	0	0	0	0	0	0	0	0	0	0	0	0	0	0	0	0	0	0	0	0	0	0	0	0	0	0	0	0	0	0	0	11	11	11	
Assisting or Promoting Prostitution	0	0	0	0	0	0	0	0	0	0	0	0	0	0	0	0	0	0	0	0	0	0	0	0	0	0	0	0	0	0	0	0	0	0	0	0	
Purchasing Prostitution	0	0	0	0	0	0	0	0	0	0	0	0	0	0	0	0	0	0	0	0	0	0	0	0	0	0	0	0	0	0	0	0	0	0	0	0	
Total Prostitution & Commercialized Vice	Hispanic																												YTD								
Violations:	0	0	0	0	0	0	0	0	0	0	0	0	0	0	0	0	0	0	0	0	0	0	0	0	0	0	0	0	0	0	0	0	0	0	11	11	11
Sex Offenses (Except Forcible Rape and Prostitution)	Hispanic																												YTD								
Sex Offenses (Except Forcible Rape and Prostitution)	0	0	0	0	0	0	0	0	0	0	0	0	0	0	2	0	0	0	0	2	0	0	0	0	0	0	0	0	0	0	0	0	0	0	19	19	19

2018 State of Nevada Arrest Information

Juvenile Arrests - Ethnicity State Totals 2018		COUNTY: Humboldt	Humboldt Co	Winnemucca PD	Lander Co	Lincoln Co	COUNTY: Lyon	Lyon Co	Yerington PD	Mineral Co	Nye Co	COUNTY: Pershing	Lovelock PD	Pershing Co	Storey Co	COUNTY: Washoe	Reno PD	Reno-Tahoe Airport Auth	Sparks PD	UNR	Washoe School Dist	Washoe Co	Reno Muni Court	White Pine Co	COUNTY: Statewide	NDI	NHP - Southern	NHP - Northeastern	NHP - Northwestern	Capitol Police	Fire Marshal	DOWL	Secretary of State	Attorney General	Attorney General	Attorney General	Hispanic		
Drug Abuse Violations:		Hispanic																												YTD									
Sale/Manufacturing:		2	0	2	0	0	0	0	0	0	2	0	0	0	0	10	0	0	3	0	7	0	0	0	0	0	0	0	0	0	0	0	0	0	50	50	50		
Opium or Cocaine and Their Derivatives (Morphine, Heroin, Codeine)		0	0	0	0	0	0	0	0	0	0	0	0	0	0	0	0	0	0	0	0	0	0	0	0	0	0	0	0	0	0	0	0	0	0	1	1	1	
Marijuana		2	0	2	0	0	0	0	0	0	2	0	0	0	0	4	0	0	3	0	1	0	0	0	0	0	0	0	0	0	0	0	0	0	0	29	29	29	
Synthetic Narcotics - Manufactured Narcotics Which Can Cause TrueDrug Addiction (Demerol, Methadones)		0	0	0	0	0	0	0	0	0	0	0	0	0	0	2	0	0	0	0	2	0	0	0	0	0	0	0	0	0	0	0	0	0	0	4	4	4	
Other - Dangerous Nonnarcotic Drugs (Barbiturates, Benzedrine)		0	0	0	0	0	0	0	0	0	0	0	0	0	0	4	0	0	0	0	4	0	0	0	0	0	0	0	0	0	0	0	0	0	0	16	16	16	
Possession:		2	1	1	0	0	2	2	0	0	0	0	0	0	0	85	2	0	2	0	81	0	0	0	0	1	0	0	0	1	0	0	0	0	0	399	399	399	
Opium or Cocaine and Their Derivatives (Morphine, Heroin, Codeine)		0	0	0	0	0	0	0	0	0	0	0	0	0	0	0	0	0	0	0	0	0	0	0	0	0	0	0	0	0	0	0	0	0	0	3	3	3	
Marijuana		2	1	1	0	0	2	2	0	0	0	0	0	0	0	77	2	0	2	0	73	0	0	0	0	1	0	0	0	1	0	0	0	0	0	365	365	365	
Synthetic Narcotics - Manufactured Narcotics Which Can Cause TrueDrug Addiction (Demerol, Methadones)		0	0	0	0	0	0	0	0	0	0	0	0	0	0	0	0	0	0	0	0	0	0	0	0	0	0	0	0	0	0	0	0	0	0	1	1	1	
Other - Dangerous Nonnarcotic Drugs (Barbiturates, Benzedrine)		0	0	0	0	0	0	0	0	0	0	0	0	0	0	8	0	0	0	0	8	0	0	0	0	0	0	0	0	0	0	0	0	0	0	30	30	30	
Total Drug Abuse Violations:		4	1	3	0	0	2	2	0	0	2	0	0	0	0	95	2	0	5	0	88	0	0	0	1	0	0	0	1	0	0	0	0	0	0	449	449	449	
Gambling:		Hispanic																												YTD									
Bookmaking (Horse and Sport Book)		0	0	0	0	0	0	0	0	0	0	0	0	0	0	0	0	0	0	0	0	0	0	0	0	0	0	0	0	0	0	0	0	0	0	0	0	0	
Numbers and Lottery		0	0	0	0	0	0	0	0	0	0	0	0	0	0	0	0	0	0	0	0	0	0	0	0	0	0	0	0	0	0	0	0	0	0	0	0	0	
All Other Gambling		0	0	0	0	0	0	0	0	0	0	0	0	0	0	0	0	0	0	0	0	0	0	0	0	0	0	0	0	0	0	0	0	0	0	1	1	1	
Total Gambling Violations:		0	0	0	0	0	0	0	0	0	0	0	0	0	0	0	0	0	0	0	0	0	0	0	0	0	0	0	0	0	0	0	0	0	0	0	1	1	1
Miscellaneous:		Hispanic																												YTD									
Offenses Against the Family and Children		0	0	0	0	0	0	0	0	0	1	0	0	0	0	0	0	0	0	0	0	0	0	0	0	0	0	0	0	0	0	0	0	0	0	3	3	3	
Driving Under the Influence		1	0	1	0	0	0	0	0	0	1	0	0	0	0	1	0	0	1	0	0	0	0	0	3	0	2	0	1	0	0	0	0	0	0	20	20	20	
Liquor Laws		7	1	6	1	1	1	1	0	0	0	0	0	0	49	4	0	8	0	35	2	0	0	0	0	0	0	0	0	0	0	0	0	0	108	108	108		
Drunkenness		0	0	0	0	0	0	0	0	0	0	0	0	0	0	0	0	0	0	0	0	0	0	0	0	0	0	0	0	0	0	0	0	0	0	38	38	38	
Disorderly Conduct		0	0	0	0	0	0	0	0	0	0	0	0	0	0	45	1	0	0	0	44	0	0	0	0	0	0	0	0	0	0	0	0	0	0	172	172	172	
Vagrancy		0	0	0	0	0	0	0	0	0	0	0	0	0	0	0	0	0	0	0	0	0	0	0	0	0	0	0	0	0	0	0	0	0	0	0	0	0	
All Other Offenses (Except Traffic)		0	0	0	0	0	1	1	0	0	0	1	0	1	0	84	10	0	29	0	43	2	0	0	1	0	0	1	0	0	0	0	0	0	404	404	404		
Suspicion		0	0	0	0	0	0	0	0	0	0	0	0	0	0	0	0	0	0	0	0	0	0	0	0	0	0	0	0	0	0	0	0	0	0	0	0	0	
Curfew and Loitering Law Violations		1	1	0	0	0	0	0	0	0	0	0	0	0	0	12	1	0	4	0	5	2	0	1	0	0	0	0	0	0	0	0	0	0	0	64	64	64	
Runaways		4	2	2	0	0	2	2	0	0	0	0	0	0	0	16	0	0	0	0	16	0	0	0	0	0	0	0	0	0	0	0	0	0	0	93	93	93	
Total Miscellaneous Violations:		13	4	9	1	1	4	4	0	0	2	1	0	1	0	207	16	0	42	0	143	6	0	1	4	0	2	1	1	0	0	0	0	0	0	902	902	902	
Human Trafficking:		Hispanic																												YTD									
Human Trafficking/ Commercial Sex Acts		0	0	0	0	0	0	0	0	0	0	0	0	0	0	0	0	0	0	0	0	0	0	0	0	0	0	0	0	0	0	0	0	0	0	0	0		
Human Trafficking/ Involuntary Servitude		0	0	0	0	2	0	0	0	0	0	0	0	0	0	0	0	0	0	0	0	0	0	0	0	0	0	0	0	0	0	0	0	0	0	2	2	2	
Total Human Trafficking Violations:		0	0	0	0	2	0	0	0	0	0	0	0	0	0	0	0	0	0	0	0	0	0	0	0	0	0	0	0	0	0	0	0	0	0	2	2	2	
Total ASR Race - Juvenile		18	6	12	2	3	10	10	0	0	5	1	0	1	0	537	42	0	90	0	395	10	0	1	5	0	2	1	2	0	0	0	0	0	2,695	2,695	2,695		

2018 State of Nevada Arrest Information

Juvenile Arrests - Ethnicity State Totals 2018																							
	Carson City So	COUNTY: Churchill	Churchill Co	Fallon PD	COUNTY: Clark	Boulder PD	Clark Co School Dist	College of SNV	Henderson PD	LV Metro	LV Fire & Rescue	Mesquite PD	NLV Fire & Rescue	NLV PD	UNLV PD	Douglas Co	COUNTY: Elko	Carlin PD	Elko PD	Elko CO	West Wendover PD	Esmeralda Co	Eureka Co
Index Crimes:																							
Non-Hispanic																							
Murder and Nonnegligent Manslaughter	2	0	0	0	9	0	0	0	0	3	0	0	0	6	0	0	0	0	0	0	0	0	0
Manslaughter by Negligence	0	0	0	0	0	0	0	0	0	0	0	0	0	0	0	0	0	0	0	0	0	0	0
Rape	0	1	1	0	37	0	0	0	1	21	0	0	0	15	0	0	0	0	0	0	0	0	0
Robbery	4	0	0	0	204	0	11	0	7	154	0	0	0	32	0	1	1	0	1	0	0	0	0
Aggravated Assault (Return A - 4a-d)	33	2	2	0	435	0	270	0	2	80	0	0	0	83	0	1	4	0	2	1	1	0	0
Burglary - Breaking or Entering	3	3	3	0	131	0	22	0	7	81	0	1	0	20	0	2	1	0	0	1	0	0	0
Larceny - Theft (Except Motor Vehicle Theft)	18	4	4	0	436	0	25	9	65	261	0	1	0	75	0	3	18	0	1	17	0	0	0
Motor Vehicle Theft	1	2	2	0	52	0	2	0	4	18	0	0	0	28	0	0	4	4	0	0	0	0	0
Arson	1	0	0	0	8	0	6	0	1	0	0	0	0	1	0	0	0	0	0	0	0	0	0
Total Index Crimes Violations:	62	12	12	0	1,312	0	336	9	87	618	0	2	0	260	0	7	28	4	4	19	1	0	0
Other Offenses:																							
Non-Hispanic																							
Other Assaults (Return A - 4e)	3	17	17	0	1,010	6	52	0	141	706	0	6	0	98	1	14	7	0	2	5	0	0	0
Forgery and Counterfeiting	0	0	0	0	2	0	1	0	0	1	0	0	0	0	0	0	0	0	0	0	0	0	0
Fraud	1	0	0	0	25	0	2	0	0	22	0	0	0	1	0	0	2	0	0	2	0	0	0
Embezzlement	1	0	0	0	2	0	0	0	0	2	0	0	0	0	0	0	0	0	0	0	0	0	0
Stolen Property; Buying, Receiving, Possessing	1	0	0	0	90	0	9	0	14	50	0	0	0	17	0	5	2	0	1	1	0	0	0
Vandalism	5	8	8	0	98	2	16	0	9	52	0	5	0	14	0	9	4	0	2	2	0	0	0
Weapons; Carrying, Possessing, etc.	3	0	0	0	105	1	41	0	8	39	0	0	0	16	0	2	0	0	0	0	0	0	0
Total Other Offense Violations:	14	25	25	0	1,332	9	121	0	172	872	0	11	0	146	1	30	15	0	5	10	0	0	0
Prostitution and Commercialized Vice:																							
Non-Hispanic																							
Prostitution	0	0	0	0	39	0	0	0	0	39	0	0	0	0	0	0	0	0	0	0	0	0	0
Assisting or Promoting Prostitution	0	0	0	0	0	0	0	0	0	0	0	0	0	0	0	0	0	0	0	0	0	0	0
Purchasing Prostitution	0	0	0	0	0	0	0	0	0	0	0	0	0	0	0	0	0	0	0	0	0	0	0
Total Prostitution & Commercialized Vice Violations:	0	0	0	0	39	0	0	0	0	39	0	0	0	0	0	0	0	0	0	0	0	0	0
Sex Offenses (Except Forcible Rape and Prostitution) Non-Hispanic																							
Sex Offenses (Except Forcible Rape and Prostitution)	2	1	1	0	37	0	9	0	4	21	0	0	0	3	0	0	0	0	0	0	0	0	0

2018 State of Nevada Arrest Information

Juvenile Arrests - Ethnicity State Totals 2018	Carson City So	COUNTY: Churchill	Churchill Co	Fallon PD	COUNTY: Clark	Boulder PD	Clark Co School Dist	College of SNV	Henderson PD	LV Metro	LV Fire & Rescue	Mesquite PD	NLV Fire & Rescue	NLV PD	UNLV PD	Douglas Co	COUNTY: Elko	Carlin PD	Elko PD	Elko CO	West Wendover PD	Esmeralda Co	Eureka Co
	Drug Abuse Violations:	Non-Hispanic																					
Sale/Manufacturing:	1	0	0	0	37	0	13	0	1	19	0	2	0	2	0	0	4	0	0	4	0	0	0
Opium or Cocaine and Their Derivatives (Morphine, Heroin, Codeine)	1	0	0	0	2	0	0	0	0	1	0	1	0	0	0	0	0	0	0	0	0	0	0
Marijuana	0	0	0	0	21	0	4	0	0	16	0	0	0	1	0	0	3	0	0	3	0	0	0
Synthetic Narcotics - Manufactured Narcotics Which Can Cause TrueDrug Addiction (Demerol, Methadones)	0	0	0	0	6	0	5	0	0	0	0	0	0	1	0	0	1	0	0	1	0	0	0
Other - Dangerous Nonnarcotic Drugs (Barbiturates, Benzedrine)	0	0	0	0	8	0	4	0	1	2	0	1	0	0	0	0	0	0	0	0	0	0	0
Possession:	16	6	6	0	382	5	196	1	37	111	0	8	0	23	1	34	16	2	7	7	0	0	0
Opium or Cocaine and Their Derivatives (Morphine, Heroin, Codeine)	3	0	0	0	4	0	0	0	0	4	0	0	0	0	0	1	0	0	0	0	0	0	0
Marijuana	13	6	6	0	344	5	181	1	36	94	0	3	0	23	1	33	15	2	7	6	0	0	0
Synthetic Narcotics - Manufactured Narcotics Which Can Cause TrueDrug Addiction (Demerol, Methadones)	0	0	0	0	9	0	4	0	0	5	0	0	0	0	0	0	0	0	0	0	0	0	0
Other - Dangerous Nonnarcotic Drugs (Barbiturates, Benzedrine)	0	0	0	0	25	0	11	0	1	8	0	5	0	0	0	0	1	0	0	1	0	0	0
Total Drug Abuse Violations:	17	6	6	0	419	5	209	1	38	130	0	10	0	25	1	34	20	2	7	11	0	0	0
Gambling:	Non-Hispanic																						
Bookmaking (Horse and Sport Book)	0	0	0	0	0	0	0	0	0	0	0	0	0	0	0	0	0	0	0	0	0	0	0
Numbers and Lottery	0	0	0	0	0	0	0	0	0	0	0	0	0	0	0	0	0	0	0	0	0	0	0
All Other Gambling	0	0	0	0	1	0	0	0	0	0	0	1	0	0	0	0	0	0	0	0	0	0	0
Total Gambling Violations:	0	0	0	0	1	0	0	0	0	0	0	1	0	0	0	0	0	0	0	0	0	0	0
Miscellaneous:	Non-Hispanic																						
Offenses Against the Family and Children	1	0	0	0	5	0	0	0	1	1	0	3	0	0	0	0	7	0	7	0	0	0	0
Driving Under the Influence	1	1	1	0	11	0	0	0	2	9	0	0	0	0	0	0	1	1	0	0	0	0	0
Liquor Laws	48	9	9	0	32	2	4	0	8	17	0	1	0	0	0	49	21	2	7	12	0	0	0
Drunkenness	0	0	0	0	68	0	66	0	0	0	0	2	0	0	0	0	3	0	0	3	0	0	0
Disorderly Conduct	3	0	0	0	320	1	259	1	0	42	0	1	0	16	0	10	11	0	0	11	0	0	0
Vagrancy	0	0	0	0	2	0	0	0	0	2	0	0	0	0	0	0	0	0	0	0	0	0	0
All Other Offenses (Except Traffic)	87	93	93	0	656	2	143	0	90	313	0	0	0	108	0	75	16	5	4	7	0	0	0
Suspicion	0	0	0	0	0	0	0	0	0	0	0	0	0	0	0	0	0	0	0	0	0	0	0
Curfew and Loitering Law Violations	0	5	5	0	157	5	0	0	0	149	0	3	0	0	0	44	5	5	0	0	0	0	0
Runaways	18	41	41	0	170	0	0	0	170	0	0	0	0	0	0	8	32	0	17	15	0	0	0
Total Miscellaneous Violations:	158	149	149	0	1,421	10	472	1	271	533	0	10	0	124	0	186	96	13	35	48	0	0	0
Human Trafficking:	Non-Hispanic																						
Human Trafficking/ Commercial Sex Acts	0	0	0	0	0	0	0	0	0	0	0	0	0	0	0	0	0	0	0	0	0	0	0
Human Trafficking/ Involuntary Servitude	0	0	0	0	0	0	0	0	0	0	0	0	0	0	0	0	0	0	0	0	0	0	0
Total Human Trafficking Violations:	0	0	0	0	0	0	0	0	0	0	0	0	0	0	0	0	0	0	0	0	0	0	0
Total ASR Race - Juvenile	253	193	193	0	4,561	24	1,147	11	572	2,213	0	34	0	558	2	257	159	19	51	88	1	0	0

2018 State of Nevada Arrest Information

Juvenile Arrests - Ethnicity State Totals 2018	COUNTY: Humboldt																											Non-Hispanic								
	Humboldt Co	Winnemucca PD	Lander Co	Lincoln Co	COUNTY: Lyon	Lyon Co	Yerington PD	Mineral Co	Nye Co	COUNTY: Pershing	Lovelock PD	Pershing Co	Storey Co	COUNTY: Washoe	Reno PD	Reno-Tahoe Airport Auth	Sparks PD	UNR	Washoe School Dist	Washoe Co	Reno Muni Court	White Pine Co	COUNTY: Statewide	NDI	NHP - Southern	NHP - Northeastern	NHP - Northwestern		Capitol Police	Fire Marshal	DOWL	Secretary of State	Attorney General			
Index Crimes:	Non-Hispanic																											YTD								
Murder and Nonnegligent Manslaughter	0	0	0	0	0	6	6	0	0	0	0	0	0	0	0	0	0	0	0	0	0	0	0	0	0	0	0	0	0	0	0	0	0	17		
Manslaughter by Negligence	0	0	0	0	0	0	0	0	0	0	0	0	0	0	0	0	0	0	0	0	0	0	0	0	0	0	0	0	0	0	0	0	0	0	0	
Rape	0	0	0	0	0	1	1	0	0	0	0	0	0	0	14	11	0	1	0	0	2	0	0	0	0	0	0	0	0	0	0	0	0	0	53	
Robbery	0	0	0	0	4	1	1	0	0	0	0	0	0	0	15	12	0	2	0	0	1	0	0	0	0	0	0	0	0	0	0	0	0	0	230	
Aggravated Assault (Return A - 4a-d)	0	0	0	0	0	1	1	0	0	0	0	0	0	0	191	114	0	54	0	8	15	0	0	0	0	0	0	0	0	0	0	0	0	667		
Burglary - Breaking or Entering	1	1	0	1	4	4	4	0	0	0	0	0	0	0	42	16	0	19	0	2	5	0	0	0	0	0	0	0	0	0	0	0	0	192		
Larceny - Theft (Except Motor Vehicle Theft)	3	0	3	0	0	7	7	0	0	0	0	0	0	0	131	89	0	34	0	4	4	0	0	0	0	0	0	0	0	0	0	0	0	620		
Motor Vehicle Theft	0	0	0	0	1	5	5	0	0	0	0	0	0	0	25	10	0	6	0	0	9	0	0	0	0	0	0	0	0	0	0	0	0	90		
Arson	0	0	0	0	0	0	0	0	0	1	1	0	0	0	3	3	0	0	0	0	0	0	0	0	0	0	0	0	0	0	0	0	0	0	13	
Total Index Crimes Violations:	4	1	3	1	9	25	25	0	0	0	1	1	0	0	421	255	0	116	0	14	36	0	0	0	0	0	0	0	0	0	0	0	0	1,882		
Other Offenses:	Non-Hispanic																											YTD								
Other Assaults (Return A - 4e)	9	4	5	2	3	13	13	0	0	1	1	1	0	0	277	73	5	7	0	187	5	0	1	0	0	0	0	0	0	0	0	0	0	1,358		
Forgery and Counterfeiting	0	0	0	0	0	0	0	0	0	0	0	0	0	0	0	0	0	0	0	0	0	0	0	0	0	0	0	0	0	0	0	0	0	0	2	
Fraud	1	1	0	0	0	1	1	0	0	0	0	0	0	0	6	4	0	2	0	0	0	0	0	0	0	0	0	0	0	0	0	0	0	0	36	
Embezzlement	0	0	0	0	0	0	0	0	0	0	0	0	0	0	6	5	0	1	0	0	0	0	0	0	0	0	0	0	0	0	0	0	0	0	9	
Stolen Property; Buying, Receiving, Possessing	0	0	0	0	3	0	0	0	0	0	0	0	0	0	8	3	0	1	0	3	1	0	0	0	0	0	0	0	0	0	0	0	0	0	109	
Vandalism	0	0	0	0	0	0	0	0	0	0	0	0	0	0	65	35	0	3	0	14	13	0	0	0	0	0	0	0	0	0	0	0	0	0	189	
Weapons; Carrying, Possessing, etc.	0	0	0	0	1	0	0	0	0	1	0	0	0	0	25	6	0	3	0	14	2	0	0	2	0	1	0	1	0	0	0	0	0	0	139	
Total Other Offense Violations:	10	5	5	2	7	14	14	0	0	2	1	1	0	0	387	126	5	17	0	218	21	0	1	2	0	1	0	1	0	0	0	0	0	1,842		
Prostitution and Commercialized Vice:	Non-Hispanic																											YTD								
Prostitution	0	0	0	0	0	0	0	0	0	0	0	0	0	0	3	3	0	0	0	0	0	0	0	0	0	0	0	0	0	0	0	0	0	0	42	
Assisting or Promoting Prostitution	0	0	0	0	0	0	0	0	0	0	0	0	0	0	0	0	0	0	0	0	0	0	0	0	0	0	0	0	0	0	0	0	0	0	0	0
Purchasing Prostitution	0	0	0	0	0	0	0	0	0	0	0	0	0	0	0	0	0	0	0	0	0	0	0	0	0	0	0	0	0	0	0	0	0	0	0	0
Total Prostitution & Commercialized Vice																																				
Violations:	0	0	0	0	0	0	0	0	0	0	0	0	0	0	3	3	0	0	0	0	0	0	0	0	0	0	0	0	0	0	0	0	0	42		
Sex Offenses (Except Forcible Rape and Prostitution Non-Hispanic)	Non-Hispanic																											YTD								
Sex Offenses (Except Forcible Rape and Prostitution)	0	0	0	0	0	0	0	0	0	0	0	0	0	0	9	6	0	2	0	0	1	0	0	0	0	0	0	0	0	0	0	0	0	0	49	

2018 State of Nevada Arrest Information

Juvenile Arrests - Ethnicity State Totals 2018	COUNTY: Humboldt	Humboldt Co	Winnemucca PD	Lander Co	Lincoln Co	COUNTY: Lyon	Lyon Co	Yerington PD	Mineral Co	Nye Co	COUNTY: Pershing	Lovelock PD	Pershing Co	Storey Co	COUNTY: Washoe	Reno PD	Reno-Tahoe Airport Auth	Sparks PD	UNR	Washoe School Dist	Washoe Co	Reno Muni Court	White Pine Co	COUNTY: Statewide	NDI	NHP - Southern	NHP - Northeastern	NHP - Northwestern	Capitol Police	Fire Marshal	DOWL	Secretary of State	Attorney General	Non-Hispanic			
Drug Abuse Violations:	Non-Hispanic																												YTD								
Sale/Manufacturing:	0	0	0	0	0	0	0	0	0	1	0	0	0	0	14	6	0	3	0	5	0	0	0	1	1	0	0	0	0	0	0	0	0	0	58		
Opium or Cocaine and Their Derivatives (Morphine, Heroin, Codeine)	0	0	0	0	0	0	0	0	0	0	0	0	0	0	0	0	0	0	0	0	0	0	0	0	0	0	0	0	0	0	0	0	0	0	0	3	
Marijuana	0	0	0	0	0	0	0	0	0	1	0	0	0	0	13	6	0	3	0	4	0	0	0	0	0	0	0	0	0	0	0	0	0	0	0	0	38
Synthetic Narcotics - Manufactured Narcotics Which Can Cause TrueDrug Addiction (Demerol, Methadones)	0	0	0	0	0	0	0	0	0	0	0	0	0	0	0	0	0	0	0	0	0	0	0	0	0	0	0	0	0	0	0	0	0	0	0	7	
Other - Dangerous Nonnarcotic Drugs (Barbiturates, Benzedrine)	0	0	0	0	0	0	0	0	0	0	0	0	0	0	1	0	0	0	0	1	0	0	0	1	1	0	0	0	0	0	0	0	0	0	0	10	
Possession:	17	5	12	0	2	8	8	0	0	1	0	1	0	1	165	18	0	6	0	131	10	0	0	5	0	3	0	2	0	0	0	0	0	0	652		
Opium or Cocaine and Their Derivatives (Morphine, Heroin, Codeine)	1	0	1	0	0	0	0	0	0	0	0	0	0	0	1	0	0	0	0	0	1	0	0	0	0	0	0	0	0	0	0	0	0	0	10		
Marijuana	14	5	9	0	1	8	8	0	0	0	0	0	0	0	143	18	0	6	0	110	9	0	0	4	0	2	0	2	0	0	0	0	0	0	0	581	
Synthetic Narcotics - Manufactured Narcotics Which Can Cause TrueDrug Addiction (Demerol, Methadones)	0	0	0	0	0	0	0	0	0	0	0	0	0	0	2	0	0	0	0	2	0	0	0	1	0	1	0	0	0	0	0	0	0	0	12		
Other - Dangerous Nonnarcotic Drugs (Barbiturates, Benzedrine)	2	0	2	0	1	0	0	0	0	0	1	0	1	0	19	0	0	0	0	19	0	0	0	0	0	0	0	0	0	0	0	0	0	0	0	49	
Total Drug Abuse Violations:	17	5	12	0	2	8	8	0	0	1	1	0	1	0	179	24	0	9	0	136	10	0	0	6	1	3	0	2	0	0	0	0	0	710			
Gambling:	Non-Hispanic																												YTD								
Bookmaking (Horse and Sport Book)	0	0	0	0	0	0	0	0	0	0	0	0	0	0	0	0	0	0	0	0	0	0	0	0	0	0	0	0	0	0	0	0	0	0	0	0	
Numbers and Lottery	0	0	0	0	0	0	0	0	0	0	0	0	0	0	0	0	0	0	0	0	0	0	0	0	0	0	0	0	0	0	0	0	0	0	0	0	
All Other Gambling	0	0	0	0	0	0	0	0	0	0	0	0	0	0	0	0	0	0	0	0	0	0	0	0	0	0	0	0	0	0	0	0	0	0	0	1	
Total Gambling Violations:	0	0	0	0	0	0	0	0	0	0	0	0	0	0	0	0	0	0	0	0	0	0	0	0	0	0	0	0	0	0	0	0	0	0	1		
Miscellaneous:	Non-Hispanic																												YTD								
Offenses Against the Family and Children	1	1	0	0	0	0	0	0	0	2	0	0	0	0	3	3	0	0	0	0	0	0	1	0	0	0	0	0	0	0	0	0	0	0	0	20	
Driving Under the Influence	0	0	0	0	0	0	0	0	0	4	0	0	0	0	19	9	0	2	0	1	7	0	0	8	0	4	0	4	0	0	0	0	0	0	0	45	
Liquor Laws	4	0	4	4	0	4	4	0	0	0	0	0	0	0	139	41	0	25	2	64	7	0	1	2	1	1	0	0	0	0	0	0	0	0	0	313	
Drunkenness	0	0	0	0	0	0	0	0	0	2	0	0	0	0	0	0	0	0	0	0	0	0	1	0	0	0	0	0	0	0	0	0	0	0	0	74	
Disorderly Conduct	0	0	0	0	0	2	2	0	0	0	0	0	0	0	84	5	0	0	0	79	0	0	0	0	0	0	0	0	0	0	0	0	0	0	0	430	
Vagrancy	0	0	0	0	0	0	0	0	0	0	0	0	0	0	0	0	0	0	0	0	0	0	0	0	0	0	0	0	0	0	0	0	0	0	0	2	
All Other Offenses (Except Traffic)	10	3	7	0	3	5	5	0	0	2	0	2	0	0	306	151	0	73	0	48	34	0	4	13	7	3	0	3	0	0	0	0	0	0	1,270		
Suspicion	0	0	0	0	0	0	0	0	0	0	0	0	0	0	0	0	0	0	0	0	0	0	0	0	0	0	0	0	0	0	0	0	0	0	0	0	
Curfew and Loitering Law Violations	0	0	0	0	0	3	3	0	0	0	0	0	0	0	77	25	0	19	0	9	24	0	7	0	0	0	0	0	0	0	0	0	0	0	0	298	
Runaways	11	8	3	0	0	0	0	0	0	0	0	0	0	0	50	0	0	0	0	48	2	0	0	2	0	0	1	0	1	0	0	0	0	0	332		
Total Miscellaneous Violations:	26	12	14	4	3	14	14	0	0	8	2	0	2	0	678	234	0	119	2	249	74	0	14	25	8	8	1	7	1	0	0	0	0	2,784			
Human Trafficking:	Non-Hispanic																												YTD								
Human Trafficking/ Commercial Sex Acts	0	0	0	0	0	0	0	0	0	0	0	0	0	0	0	0	0	0	0	0	0	0	0	0	0	0	0	0	0	0	0	0	0	0	0		
Human Trafficking/ Involuntary Servitude	0	0	0	0	0	0	0	0	0	0	0	0	0	0	0	0	0	0	0	0	0	0	0	0	0	0	0	0	0	0	0	0	0	0	0	0	
Total Human Trafficking Violations:	0	0	0	0	0	0	0	0	0	0	0	0	0	0	0	0	0	0	0	0	0	0	0	0	0	0	0	0	0	0	0	0	0	0	0		
Total ASR Race - Juvenile	57	23	34	7	21	61	61	0	0	11	5	2	3	0	1,677	648	5	263	2	617	142	0	15	33	9	12	1	10	1	0	0	0	0	7,310			

2018 State of Nevada Arrest Information

Adult Arrests - Races State Totals 2018	Carson City So		COUNTY: Churchill		Churchill Co	Fallon PD	COUNTY: Clark		Boulder PD	Clark Co School Dist	College of SNV	Henderson PD	LV Metro	LV Fire & Rescue	Mesquite PD	NLV Fire & Rescue	NLV PD	UNLV PD	Douglas Co	COUNTY: Elko		Carlin PD	Elko PD	Elko CO	West Wendover PD	Esmeralda Co	Eureka Co	
	1	1	0	1	53	1	0	0	2	42	0	0	8	0	2	2	0	2	0	2	0	0	0	0	0	0	0	0
Index Crimes:																												
White																												
Murder and Nonnegligent Manslaughter	1	1	0	1	53	1	0	0	2	42	0	0	8	0	2	2	0	2	0	2	0	0	0	0	0	0	0	0
Manslaughter by Negligence	0	0	0	0	3	0	0	0	0	2	0	1	0	0	0	0	0	0	0	0	0	0	0	0	0	0	0	0
Rape	5	0	0	0	176	0	0	0	6	150	0	4	0	16	0	1	1	0	0	1	0	0	1	0	0	0	0	
Robbery	2	3	2	1	380	0	1	0	48	297	0	2	0	32	0	7	11	0	11	0	11	0	0	0	0	0	0	
Aggravated Assault (Return A - 4a-d)	216	16	11	5	1,531	4	16	0	96	1,063	0	6	0	342	4	16	48	12	10	22	4	0	0	0	0	4	4	
Burglary - Breaking or Entering	101	40	28	12	993	1	17	0	114	769	0	11	0	80	1	30	22	2	14	4	2	0	0	0	0	3	3	
Larceny - Theft (Except Motor Vehicle Theft)	115	22	8	14	2,634	5	2	0	710	1,713	0	39	0	162	3	64	50	3	28	18	1	0	0	0	0	1	1	
Motor Vehicle Theft	16	1	0	1	211	1	0	0	25	159	0	2	0	19	5	1	7	0	3	2	2	0	0	0	0	0	0	
Arson	1	4	4	0	21	0	0	0	4	12	0	0	0	5	0	0	0	0	0	0	0	0	0	0	0	0	0	
Total Index Crimes Violations:	457	87	53	34	6,002	12	36	0	1,005	4,207	0	65	0	664	13	121	141	17	68	47	9	0	0	0	0	8	8	
Other Offenses:																												
White																												
Other Assaults (Return A - 4e)	42	55	44	11	8,528	51	6	0	1,125	6,986	0	93	0	263	4	219	162	1	70	66	25	1	5	0	0	0	5	
Forgery and Counterfeiting	3	1	0	1	170	0	1	0	10	141	0	6	0	11	1	3	19	0	2	9	8	1	1	0	0	0	1	
Fraud	36	9	6	3	726	3	0	1	84	619	0	0	0	19	0	33	13	0	6	6	1	0	0	0	0	0	0	
Embezzlement	12	3	1	2	108	1	2	1	16	79	0	1	0	8	0	4	8	0	0	8	0	0	0	0	0	0	0	
Stolen Property; Buying, Receiving, Possessing	13	13	12	1	931	0	0	1	124	701	0	7	0	97	1	17	15	3	5	3	4	0	0	0	0	0	0	
Vandalism	17	5	4	1	654	3	0	0	66	536	0	13	0	35	1	9	20	0	2	18	0	0	0	0	0	0	0	
Weapons; Carrying, Possessing, etc.	12	10	5	5	834	8	4	3	108	660	0	0	0	50	1	11	39	3	14	20	2	0	0	0	0	0	1	
Total Other Offense Violations:	135	96	72	24	11,951	66	13	6	1,533	9,722	0	120	0	483	8	296	276	7	99	130	40	2	7	0	0	7	7	
Prostitution and Commercialized Vice:																												
White																												
Prostitution	0	0	0	0	1,062	0	0	0	0	1,062	0	0	0	0	0	0	0	0	0	0	0	0	0	0	0	0	0	0
Assisting or Promoting Prostitution	0	0	0	0	8	0	0	0	0	8	0	0	0	0	0	0	0	0	0	0	0	0	0	0	0	0	0	0
Purchasing Prostitution	0	0	0	0	6	0	0	0	0	6	0	0	0	0	0	0	3	0	3	0	0	0	0	0	0	0	0	0
Total Prostitution & Commercialized Vice	0	0	0	0	1,076	0	0	0	0	1,076	0	0	0	0	0	0	3	0	3	0	0	0	0	0	0	0	0	
Violations:	0	0	0	0	1,076	0	0	0	0	1,076	0	0	0	0	0	0	3	0	3	0	0	0	0	0	0	0	0	
Sex Offenses (Except Forcible Rape and Prostitution):																												
White																												
Sex Offenses (Except Forcible Rape and Prostitution)	21	4	0	4	396	0	2	0	42	345	0	4	0	3	0	12	4	1	1	1	1	0	0	0	0	0	1	

2018 State of Nevada Arrest Information

Adult Arrests - Races State Totals 2018																								
	Carson City So	COUNTY: Churchill	Churchill Co	Fallon PD	COUNTY: Clark	Boulder PD	Clark Co School Dist	College of SNV	Henderson PD	LV Metro	LV Fire & Rescue	Mesquite PD	NLV Fire & Rescue	NLV PD	UNLV PD	Douglas Co	COUNTY: Elko	Carlin PD	Elko PD	Elko CO	West Wendover PD	Esmeralda Co	Eureka Co	
Drug Abuse Violations:																								
White																								
Sale/Manufacturing:																								
Opium or Cocaine and Their Derivatives (Morphine, Heroin, Codeine)	28	6	4	2	840	6	11	0	62	687	0	45	0	28	1	33	43	5	15	12	11	3	1	
Marijuana	10	1	0	1	186	0	0	0	1	179	0	0	0	6	0	7	3	0	3	0	0	0	0	
Synthetic Narcotics - Manufactured Narcotics Which Can Cause TrueDrug Addiction (Demerol, Methadones)	2	1	0	1	131	0	9	0	0	113	0	5	0	4	0	0	10	3	6	0	1	0	0	
Other - Dangerous Nonnarcotic Drugs (Barbiturates, Benzedrine)	16	0	0	0	174	6	0	0	1	161	0	4	0	1	1	8	27	2	6	12	7	3	1	
Possession:	0	4	4	0	349	0	2	0	60	234	0	36	0	17	0	18	3	0	0	0	3	0	0	
Opium or Cocaine and Their Derivatives (Morphine, Heroin, Codeine)	137	49	36	13	4,734	17	19	6	723	3,185	0	123	0	655	6	169	96	22	32	27	15	5	1	
Marijuana	82	3	0	3	585	0	1	0	32	457	0	2	0	93	0	20	17	1	11	2	3	0	0	
Synthetic Narcotics - Manufactured Narcotics Which Can Cause TrueDrug Addiction (Demerol, Methadones)	42	15	11	4	363	2	10	2	76	178	0	49	0	46	0	30	22	2	12	4	4	2	0	
Other - Dangerous Nonnarcotic Drugs (Barbiturates, Benzedrine)	13	12	6	6	988	12	1	4	75	878	0	6	0	6	6	1	45	16	9	13	7	2	1	
Total Drug Abuse Violations:	0	19	19	0	2,798	3	7	0	540	1,672	0	66	0	510	0	118	12	3	0	8	1	1	0	
Total Drug Abuse Violations:	165	55	40	15	5,574	23	30	6	785	3,872	0	168	0	683	7	202	139	27	47	39	26	8	2	
Gambling:																								
White																								
Bookmaking (Horse and Sport Book)	0	0	0	0	0	0	0	0	0	0	0	0	0	0	0	0	0	0	0	0	0	0	0	0
Numbers and Lottery	0	0	0	0	0	0	0	0	0	0	0	0	0	0	0	0	0	0	0	0	0	0	0	0
All Other Gambling	1	0	0	0	8	0	0	0	0	0	0	8	0	0	0	4	2	0	0	2	0	0	0	0
Total Gambling Violations:	1	0	0	0	8	0	0	0	0	0	0	8	0	0	0	4	2	0	0	2	0	0	0	0
Miscellaneous:																								
White																								
Offenses Against the Family and Children	33	36	3	33	206	1	3	0	72	97	0	10	0	23	0	9	10	2	3	5	0	4	0	0
Driving Under the Influence	147	120	51	69	3,976	76	3	0	560	2,961	0	90	0	283	3	179	183	31	62	65	25	3	4	
Liquor Laws	57	10	9	1	743	9	0	1	126	573	0	14	0	16	4	111	39	4	18	16	1	3	3	
Drunkenness	0	15	3	12	5	4	0	0	0	0	0	0	0	1	0	16	2	0	1	1	0	0	0	
Disorderly Conduct	53	19	3	16	601	24	19	0	25	422	0	52	0	58	1	93	68	4	29	32	3	1	3	
Vagrancy	5	0	0	0	2,237	7	0	1	3	2,210	0	10	0	6	0	0	0	0	0	0	0	0	0	
All Other Offenses (Except Traffic)	1,567	549	294	255	22,887	41	18	2	4,395	17,190	0	58	0	1,163	20	506	778	56	331	326	65	32	6	
Suspicion	0	0	0	0	0	0	0	0	0	0	0	0	0	0	0	0	0	0	0	0	0	0	0	
Curfew and Loitering Law Violations	0	0	0	0	0	0	0	0	0	0	0	0	0	0	0	0	0	0	0	0	0	0	0	
Runaways	0	0	0	0	0	0	0	0	0	0	0	0	0	0	0	0	0	0	0	0	0	0	0	
Total Miscellaneous Violations:	1,862	749	363	386	30,655	162	43	4	5,181	23,453	0	234	0	1,550	28	914	1,080	97	444	445	94	43	16	
Human Trafficking:																								
White																								
Human Trafficking/ Commercial Sex Acts	0	0	0	0	5	0	0	0	0	5	0	0	0	0	0	0	0	0	0	0	0	0	0	0
Human Trafficking/ Involuntary Servitude	0	0	0	0	0	0	0	0	0	0	0	0	0	0	0	0	0	0	0	0	0	0	0	0
Total Human Trafficking Violations:	0	0	0	0	5	0	0	0	0	5	0	0	0	0	0	0	0	0	0	0	0	0	0	0
Total ASR Race -Adult	2,641	991	528	463	55,667	263	124	16	8,546	42,680	0	599	0	3,383	56	1,549	1,645	149	662	664	170	53	34	

2018 State of Nevada Arrest Information

Adult Arrests - Races State Totals 2018	COUNTY: Humboldt																												White						
	Humboldt Co	Winnemucca PD	Lander Co	Lincoln Co	COUNTY: Lyon	Lyon Co	Yerington PD	Mineral Co	Nye Co	COUNTY: Pershing	Lovelock PD	Pershing Co	Storey Co	COUNTY: Washoe	Reno PD	Reno-Tahoe Airport Auth	Sparks PD	UNR	Washoe School Dist	Washoe Co	Reno Muni Court	White Pine Co	COUNTY: Statewide	NDI	NHP - Southern	NHP - Northeastern	NHP - Northwestern	Capitol Police		Fire Marshal	DOWL	Secretary of State	Attorney General		
Index Crimes:	White																												YTD						
Murder and Nonnegligent Manslaughter	1	1	0	0	0	0	0	0	0	1	0	0	0	1	9	6	0	1	0	0	2	0	0	1	1	0	0	0	0	0	0	0	0	72	
Manslaughter by Negligence	0	0	0	0	0	1	1	0	0	0	0	0	0	0	4	4	0	0	0	0	0	0	0	0	0	0	0	0	0	0	0	0	0	8	
Rape	1	1	0	0	1	6	6	0	0	1	0	0	0	0	29	19	0	4	0	0	6	0	0	1	1	0	0	0	0	0	0	0	0	222	
Robbery	0	0	0	0	0	5	5	0	0	2	0	0	0	0	124	76	0	31	0	0	17	0	1	0	0	0	0	0	0	0	0	0	0	535	
Aggravated Assault (Return A - 4a-d)	4	3	1	9	4	57	54	3	0	54	3	1	2	4	1,246	649	1	354	1	1	240	0	0	4	3	0	0	1	0	0	0	0	0	3,216	
Burglary - Breaking or Entering	8	3	5	6	4	42	39	3	0	10	0	0	0	2	672	321	0	242	3	2	104	0	6	14	11	0	0	2	0	0	0	0	1	1,953	
Larceny - Theft (Except Motor Vehicle Theft)	13	0	13	5	3	87	87	0	3	16	1	1	0	2	800	559	1	203	4	0	33	0	3	1	1	0	0	0	0	0	0	0	0	3,820	
Motor Vehicle Theft	2	0	2	4	1	7	7	0	0	6	2	0	2	0	243	124	0	73	0	0	46	0	1	5	1	1	2	1	0	0	0	0	0	507	
Arson	0	0	0	0	0	3	3	0	1	1	0	0	0	1	12	8	0	1	0	0	3	0	0	0	0	0	0	0	0	0	0	0	0	0	44
Total Index Crimes Violations:	29	8	21	24	13	208	202	6	4	91	6	2	4	10	3,139	1,766	2	909	8	3	451	0	11	26	18	1	2	4	0	0	0	0	1	10,377	
Other Offenses:	White																												YTD						
Other Assaults (Return A - 4e)	81	41	40	21	23	216	203	13	6	28	6	3	3	4	540	344	1	110	8	7	70	0	4	16	2	7	3	3	1	0	0	0	0	9,957	
Forgery and Counterfeiting	2	0	2	0	0	26	26	0	3	7	2	1	1	1	46	14	2	19	0	0	11	0	1	19	12	6	0	1	0	0	0	0	0	0	305
Fraud	4	3	1	0	3	29	29	0	3	29	1	0	1	0	304	179	0	78	0	0	47	0	0	54	11	21	5	10	1	0	0	0	6	1,244	
Embezzlement	0	0	0	0	0	4	4	0	1	3	0	0	0	0	52	30	0	18	0	0	4	0	1	6	1	1	0	0	0	0	0	0	4	202	
Stolen Property; Buying, Receiving, Possessing	9	8	1	4	4	19	17	2	0	12	2	0	2	1	144	59	0	43	2	2	38	0	3	4	2	0	0	0	0	0	0	0	2	1,191	
Vandalism	2	2	0	0	3	14	14	0	2	10	0	0	0	0	226	160	0	31	1	1	33	0	2	12	0	8	2	2	0	0	0	0	0	0	976
Weapons; Carrying, Possessing, etc.	8	3	5	3	3	22	20	2	6	27	0	0	0	0	128	57	11	20	1	1	38	0	3	80	25	26	19	9	0	0	0	0	1	1,187	
Total Other Offense Violations:	106	57	49	28	36	330	313	17	21	116	11	4	7	6	1,440	843	14	319	12	11	241	0	14	191	53	69	29	25	2	0	0	0	13	15,062	
Prostitution and Commercialized Vice:	White																												YTD						
Prostitution	0	0	0	0	1	2	2	0	0	6	0	0	0	0	42	40	0	1	0	0	1	0	0	5	5	0	0	0	0	0	0	0	0	1,118	
Assisting or Promoting Prostitution	0	0	0	0	0	0	0	0	0	0	0	0	0	0	1	0	0	0	1	0	0	0	0	0	0	0	0	0	0	0	0	0	0	0	9
Purchasing Prostitution	0	0	0	0	0	0	0	0	0	0	0	0	0	0	0	0	0	0	0	0	0	0	0	0	0	0	0	0	0	0	0	0	0	0	9
Total Prostitution & Commercialized Vice	Violations: 0 0 0 0 1 2 2 0 0 6 0 0 0 0 43 40 0 1 1 0 1 0 0 5 5 0 0 0 0 0 0 0 0 0 0 0 1,136																																		
Sex Offenses (Except Forcible Rape and Prostitution)	White																												YTD						
Sex Offenses (Except Forcible Rape and Prostitution)	0	0	0	5	2	4	4	0	0	2	1	0	1	0	81	54	0	13	1	2	11	0	0	0	0	0	0	0	0	0	0	0	0	533	

2018 State of Nevada Arrest Information

Adult Arrests - Races State Totals 2018	COUNTY: Humboldt	Humboldt Co	Winnemucca PD	Lander Co	Lincoln Co	COUNTY: Lyon	Lyon Co	Yerington PD	Mineral Co	Nye Co	COUNTY: Pershing	Lovelock PD	Pershing Co	Storey Co	COUNTY: Washoe	Reno PD	Reno-Tahoe Airport Auth	Sparks PD	UNR	Washoe School Dist	Washoe Co	Reno Muri Court	White Pine Co	COUNTY: Statewide	NDI	NHP - Southern	NHP - Northeastern	NHP - Northwestern	Capitol Police	Fire Marshal	DOWL	Secretary of State	Attorney General	White	
Drug Abuse Violations:	White																												YTD						
Sale/Manufacturing:	2	0	2	0	7	26	26	0	6	24	16	0	16	2	66	23	9	13	0	1	20	0	0	116	77	19	13	7	0	0	0	0	0	1,219	
Opium or Cocaine and Their Derivatives (Morphine, Heroin, Codeine)	1	0	1	0	0	2	2	0	0	5	2	0	2	0	44	18	2	10	0	0	14	0	0	3	1	0	2	0	0	0	0	0	0	264	
Marijuana	0	0	0	0	1	1	1	0	0	2	1	0	1	1	14	5	2	2	0	0	5	0	0	5	4	0	0	1	0	0	0	0	0	169	
Synthetic Narcotics - Manufactured Narcotics Which Can Cause TrueDrug Addiction (Demerol, Methadones)	1	0	1	0	0	20	20	0	4	14	0	0	0	1	7	0	5	1	0	1	0	0	0	90	61	15	10	4	0	0	0	0	0	366	
Other - Dangerous Nonnarcotic Drugs (Barbiturates, Benzedrine)	0	0	0	0	6	3	3	0	2	3	13	0	13	0	1	0	0	0	0	0	1	0	0	18	11	4	1	2	0	0	0	0	0	420	
Possession:	26	14	12	0	16	84	82	2	16	66	84	0	84	0	72	19	2	3	20	6	22	0	11	112	46	30	20	16	0	0	0	0	0	5,678	
Opium or Cocaine and Their Derivatives (Morphine, Heroin, Codeine)	10	8	2	0	0	1	1	0	0	5	23	0	23	0	2	0	0	0	2	0	0	0	1	1	0	0	0	0	0	0	0	0	0	749	
Marijuana	10	6	4	0	2	20	20	0	5	8	2	0	2	0	47	16	1	2	9	5	14	0	0	45	4	24	9	8	0	0	0	0	0	613	
Synthetic Narcotics - Manufactured Narcotics Which Can Cause TrueDrug Addiction (Demerol, Methadones)	6	0	6	0	0	32	31	1	4	30	2	0	2	0	18	3	1	1	9	0	4	0	9	42	30	4	4	4	0	0	0	0	0	1,205	
Other - Dangerous Nonnarcotic Drugs (Barbiturates, Benzedrine)	0	0	0	0	14	31	30	1	7	23	57	0	57	0	5	0	0	0	0	1	4	0	2	24	11	2	7	4	0	0	0	0	0	3,111	
Total Drug Abuse Violations:	28	14	14	0	23	110	108	2	22	90	100	0	100	2	138	42	11	16	20	7	42	0	11	228	123	49	33	23	0	0	0	0	0	6,897	
Gambling:	White																												YTD						
Bookmaking (Horse and Sport Book)	0	0	0	0	0	0	0	0	0	0	0	0	0	0	0	0	0	0	0	0	0	0	0	0	0	0	0	0	0	0	0	0	0	0	
Numbers and Lottery	0	0	0	0	0	0	0	0	0	0	0	0	0	0	0	0	0	0	0	0	0	0	0	0	0	0	0	0	0	0	0	0	0	0	
All Other Gambling	0	0	0	0	0	0	0	0	0	1	0	0	0	0	3	1	0	2	0	0	0	0	0	1	0	0	1	0	0	0	0	0	0	20	
Total Gambling Violations:	0	0	0	0	0	0	0	0	0	1	0	0	0	0	3	1	0	2	0	0	0	0	0	1	0	0	1	0	0	0	0	0	0	20	
Miscellaneous:	White																												YTD						
Offenses Against the Family and Children	11	11	0	3	2	31	29	2	5	43	0	0	0	15	281	170	0	57	0	1	53	0	5	49	8	17	5	18	0	0	0	0	1	743	
Driving Under the Influence	45	26	19	26	0	97	95	2	30	110	12	1	11	27	1,343	773	5	261	12	6	286	0	6	1,760	5	1,146	215	389	0	0	5	0	0	8,068	
Liquor Laws	3	1	2	14	1	16	15	1	6	4	0	0	0	0	1,497	1,367	0	78	41	0	11	0	0	13	0	6	4	1	2	0	0	0	0	2,520	
Drunkenness	4	0	4	0	0	8	8	0	15	117	0	0	0	0	0	0	0	0	0	0	0	0	5	23	6	5	4	8	0	0	0	0	0	210	
Disorderly Conduct	11	2	9	0	10	31	26	5	16	32	0	0	0	0	170	108	1	34	1	6	20	0	6	9	3	2	4	0	0	0	0	0	0	1,123	
Vagrancy	0	0	0	0	0	1	1	0	0	56	0	0	0	0	37	34	0	2	0	1	0	0	0	0	0	0	0	0	0	0	0	0	0	2,336	
All Other Offenses (Except Traffic)	139	91	48	80	10	238	231	7	113	782	56	13	43	150	9,644	5,835	16	1,878	15	27	1,873	0	93	1,223	123	737	117	242	3	0	1	0	38,853		
Suspicion	0	0	0	0	0	0	0	0	0	0	0	0	0	0	0	0	0	0	0	0	0	0	0	0	0	0	0	0	0	0	0	0	0	0	
Curfew and Loitering Law Violations	0	0	0	0	0	0	0	0	0	0	0	0	0	0	0	0	0	0	0	0	0	0	0	0	0	0	0	0	0	0	0	0	0	0	
Runaways	0	0	0	0	0	0	0	0	0	0	0	0	0	0	0	0	0	0	0	0	0	0	0	0	0	0	0	0	0	0	0	0	0	0	
Total Miscellaneous Violations:	213	131	82	123	23	422	405	17	185	1,144	68	14	54	192	12,972	8,287	22	2,310	69	41	2,243	0	115	3,077	145	1,913	349	658	5	0	6	0	1	53,853	
Human Trafficking:	White																												YTD						
Human Trafficking/ Commercial Sex Acts	4	0	4	0	0	0	0	0	0	0	0	0	0	0	0	0	0	0	0	0	0	0	0	0	0	0	0	0	0	0	0	0	0	9	
Human Trafficking/ Involuntary Servitude	0	0	0	0	0	0	0	0	0	0	0	0	0	0	0	0	0	0	0	0	0	0	0	0	0	0	0	0	0	0	0	0	0	0	
Total Human Trafficking Violations:	4	0	4	0	0	0	0	0	0	0	0	0	0	0	0	0	0	0	0	0	0	0	0	0	0	0	0	0	0	0	0	0	0	0	9
Total ASR Race -Adult	380	210	170	180	98	1,076	1,034	42	232	1,450	186	20	166	210	17,816	11,033	49	3,570	111	64	2,989	0	151	3,528	344	2,032	414	710	7	0	6	0	15	87,887	

2018 State of Nevada Arrest Information

Adult Arrests - Races State Totals 2018	Carson City So				COUNTY: Churchill				COUNTY: Clark				COUNTY: Elko				COUNTY: Esmeralda				COUNTY: Eureka	
	Churchill Co	Fallon PD	Boulder PD	Clark Co School Dist	College of SNV	Henderson PD	LV Metro	LV Fire & Rescue	Mesquite PD	NLV Fire & Rescue	NLV PD	UNLV PD	Douglas Co	Carlin PD	Elko PD	Elko CO	West Wendover PD	Esmeralda Co	Eureka Co			
Index Crimes:	Black																					
Murder and Nonnegligent Manslaughter	1	0	0	0	80	0	0	0	2	64	0	0	0	14	0	0	0	0	0	0		
Manslaughter by Negligence	0	0	0	0	2	0	0	0	0	1	0	0	0	1	0	0	0	0	0	0		
Rape	1	0	0	0	86	0	0	0	2	77	0	1	0	6	0	0	0	0	0	0		
Robbery	2	0	0	0	481	1	2	0	27	397	0	0	0	54	0	1	1	0	1	0		
Aggravated Assault (Return A - 4a-d)	9	1	1	0	1,350	0	20	0	51	947	0	1	0	328	3	1	2	0	0	1		
Burglary - Breaking or Entering	5	3	2	1	694	3	2	0	42	554	0	2	0	90	1	1	2	0	2	0		
Larceny - Theft (Except Motor Vehicle Theft)	5	2	0	2	1,348	0	1	1	219	992	0	2	0	130	3	2	0	0	0	0		
Motor Vehicle Theft	1	0	0	0	76	0	0	0	6	57	0	0	0	12	1	0	0	0	0	0		
Arson	0	0	0	0	10	0	0	0	0	1	0	0	0	8	1	0	0	0	0	0		
Total Index Crimes Violations:	24	6	3	3	4,127	4	25	1	349	3,090	0	6	0	643	9	5	5	0	3	1		
Other Offenses:	Black																					
Other Assaults (Return A - 4e)	0	4	3	1	5,087	2	6	0	319	4,506	0	5	0	236	13	15	6	0	4	2		
Forgery and Counterfeiting	0	0	0	0	82	0	1	0	1	73	0	0	0	7	0	0	0	0	0	0		
Fraud	1	1	1	0	372	0	0	0	22	333	0	0	0	15	2	0	0	0	0	0		
Embezzlement	0	0	0	0	51	0	0	0	5	42	0	0	0	4	0	0	1	0	0	0		
Stolen Property; Buying, Receiving, Possessing	2	1	1	0	422	2	1	0	36	334	0	1	0	47	1	1	0	0	0	0		
Vandalism	1	0	0	0	295	1	0	0	17	248	0	0	0	29	0	2	1	0	1	0		
Weapons; Carrying, Possessing, etc.	0	0	0	0	711	0	11	1	29	607	0	0	0	60	3	1	0	0	0	0		
Total Other Offense Violations:	4	6	5	1	7,020	5	19	1	429	6,143	0	6	0	398	19	19	8	0	5	3		
Prostitution and Commercialized Vice:	Black																					
Prostitution	0	0	0	0	1,515	0	0	0	0	1,515	0	0	0	0	0	1	0	0	0	0		
Assisting or Promoting Prostitution	0	0	0	0	16	0	0	0	0	16	0	0	0	0	0	0	0	0	0	0		
Purchasing Prostitution	0	0	0	0	4	0	0	0	0	4	0	0	0	0	0	0	0	0	0	0		
Total Prostitution & Commercialized Vice Violations:	0	0	0	0	1,535	0	0	0	0	1,535	0	0	0	0	0	1	0	0	0	0		
Sex Offenses (Except Forcible Rape and Prostitution)	Black																					
Sex Offenses (Except Forcible Rape and Prostitution)	3	1	0	1	227	1	0	1	8	215	0	0	0	1	1	0	0	0	0	0		

2018 State of Nevada Arrest Information

Adult Arrests - Races State Totals 2018	Carson City So	COUNTY: Churchill	Churchill Co	Fallon PD	COUNTY: Clark	Boulder PD	Clark Co School Dist	College of SNV	Henderson PD	LV Metro	LV Fire & Rescue	Mesquite PD	NLV Fire & Rescue	NLV PD	UNLV PD	Douglas Co	COUNTY: Elko	Carlin PD	Elko PD	Elko CO	West Wendover PD	Esmeralda Co	Eureka Co
Drug Abuse Violations: Black																							
Sale/Manufacturing:	1	0	0	0	640	0	4	0	7	613	0	0	0	16	0	1	1	1	0	0	0	0	0
Opium or Cocaine and Their Derivatives (Morphine, Heroin, Codeine)	0	0	0	0	175	0	0	0	0	173	0	0	0	2	0	0	0	0	0	0	0	0	0
Marijuana	0	0	0	0	283	0	2	0	0	277	0	0	0	4	0	0	1	1	0	0	0	0	0
Synthetic Narcotics - Manufactured Narcotics Which Can Cause TrueDrug Addiction (Demerol, Methadones)	1	0	0	0	69	0	0	0	0	69	0	0	0	0	0	0	0	0	0	0	0	0	0
Other - Dangerous Nonnarcotic Drugs (Barbiturates, Benzedrine)	0	0	0	0	113	0	2	0	7	94	0	0	0	10	0	1	0	0	0	0	0	0	0
Possession:	6	3	0	3	2,021	2	8	5	101	1,544	0	4	0	356	1	10	4	1	3	0	0	0	0
Opium or Cocaine and Their Derivatives (Morphine, Heroin, Codeine)	4	1	0	1	261	0	0	0	2	206	0	0	0	53	0	1	1	1	0	0	0	0	0
Marijuana	2	0	0	0	300	0	4	2	29	198	0	2	0	64	1	5	1	0	1	0	0	0	0
Synthetic Narcotics - Manufactured Narcotics Which Can Cause TrueDrug Addiction (Demerol, Methadones)	0	2	0	2	401	1	0	3	3	384	0	0	0	10	0	0	2	0	2	0	0	0	0
Other - Dangerous Nonnarcotic Drugs (Barbiturates, Benzedrine)	0	0	0	0	1,059	1	4	0	67	756	0	2	0	229	0	4	0	0	0	0	0	0	0
Total Drug Abuse Violations:	7	3	0	3	2,661	2	12	5	108	2,157	0	4	0	372	1	11	5	2	3	0	0	0	0
Gambling: Black																							
Bookmaking (Horse and Sport Book)	0	0	0	0	0	0	0	0	0	0	0	0	0	0	0	0	0	0	0	0	0	0	0
Numbers and Lottery	0	0	0	0	0	0	0	0	0	0	0	0	0	0	0	0	0	0	0	0	0	0	0
All Other Gambling	0	0	0	0	0	0	0	0	0	0	0	0	0	0	0	0	0	0	0	0	0	0	0
Total Gambling Violations:	0	0	0	0	0	0	0	0	0	0	0	0	0	0	0	0	0	0	0	0	0	0	0
Miscellaneous: Black																							
Offenses Against the Family and Children	3	5	0	5	120	0	1	0	24	77	0	1	0	17	0	1	0	0	0	0	0	0	0
Driving Under the Influence	2	5	3	2	1,029	2	0	0	66	866	0	3	0	91	1	7	1	0	1	0	0	0	0
Liquor Laws	1	2	2	0	369	0	0	1	30	321	0	1	0	16	0	8	3	0	2	1	0	0	0
Drunkenness	0	0	0	0	1	0	0	0	0	0	0	0	0	1	0	0	0	0	0	0	0	0	0
Disorderly Conduct	0	0	0	0	333	0	22	2	5	255	0	2	0	47	0	6	3	0	1	2	0	0	0
Vagrancy	0	0	0	0	677	0	0	7	0	663	0	0	0	7	0	0	0	0	0	0	0	0	0
All Other Offenses (Except Traffic)	73	39	19	20	14,299	5	21	0	1,505	11,572	0	1	0	1,168	27	20	17	0	11	6	0	6	1
Suspicion	0	0	0	0	0	0	0	0	0	0	0	0	0	0	0	0	0	0	0	0	0	0	0
Curfew and Loitering Law Violations	0	0	0	0	0	0	0	0	0	0	0	0	0	0	0	0	0	0	0	0	0	0	0
Runaways	0	0	0	0	0	0	0	0	0	0	0	0	0	0	0	0	0	0	0	0	0	0	0
Total Miscellaneous Violations:	79	51	24	27	16,828	7	44	10	1,630	13,754	0	8	0	1,347	28	42	24	0	15	9	0	6	1
Human Trafficking: Black																							
Human Trafficking/ Commercial Sex Acts	0	0	0	0	20	0	0	0	0	20	0	0	0	0	0	0	0	0	0	0	0	0	0
Human Trafficking/ Involuntary Servitude	0	0	0	0	0	0	0	0	0	0	0	0	0	0	0	0	0	0	0	0	0	0	0
Total Human Trafficking Violations:	0	0	0	0	20	0	0	0	0	20	0	0	0	0	0	0	0	0	0	0	0	0	0
Total ASR Race - Adult	117	67	32	35	32,418	19	100	18	2,524	26,914	0	24	0	2,761	58	78	42	2	26	13	1	8	2

2018 State of Nevada Arrest Information

Adult Arrests - Races State Totals 2018		COUNTY: Humboldt	Humboldt Co	Winnemucca PD	Lander Co	Lincoln Co	COUNTY: Lyon	Lyon Co	Yerington PD	Mineral Co	Nye Co	COUNTY: Pershing	Lovelock PD	Pershing Co	Storey Co	COUNTY: Washoe	Reno PD	Reno-Tahoe Airport Auth	Sparks PD	UNR	Washoe School Dist	Washoe Co	Reno Muni Court	White Pine Co	COUNTY: Statewide	NDI	MHP - Southern	NHP - Northeastern	NHP - Northwestern	Capitol Police	Fire Marshal	DOWL	Secretary of State	Attorney General	Black	YTD
Drug Abuse Violations:		Black																												YTD						
Sale/Manufacturing:		0	0	0	0	1	0	0	0	1	2	0	0	0	0	9	3	0	2	0	0	4	0	0	15	11	2	0	2	0	0	0	0	0	671	
Opium or Cocaine and Their Derivatives (Morphine, Heroin, Codeine)		0	0	0	0	0	0	0	0	0	0	0	0	0	0	7	2	0	1	0	0	4	0	0	0	0	0	0	0	0	0	0	0	0	182	
Marijuana		0	0	0	0	0	0	0	0	0	0	0	0	0	0	1	0	0	1	0	0	0	0	0	4	2	1	0	1	0	0	0	0	0	289	
Synthetic Narcotics - Manufactured Narcotics Which Can Cause TrueDrug Addiction (Demerol, Methadones)		0	0	0	0	0	0	0	0	1	2	0	0	0	0	1	1	0	0	0	0	0	0	0	9	7	1	0	1	0	0	0	0	0	83	
Other - Dangerous Nonnarcotic Drugs (Barbiturates, Benzedrine)		0	0	0	0	1	0	0	0	0	0	0	0	0	0	0	0	0	0	0	0	0	0	0	2	2	0	0	0	0	0	0	0	0	117	
Possession:		1	0	1	0	0	0	0	0	3	1	0	0	0	0	9	3	0	0	2	1	3	0	0	7	1	5	1	0	0	0	0	0	0	2,065	
Opium or Cocaine and Their Derivatives (Morphine, Heroin, Codeine)		0	0	0	0	0	0	0	0	0	0	0	0	0	0	1	0	0	0	1	0	0	0	0	0	0	0	0	0	0	0	0	0	269		
Marijuana		0	0	0	0	0	0	0	0	0	0	0	0	0	0	4	2	0	0	0	0	2	0	0	2	0	2	0	0	0	0	0	0	0	314	
Synthetic Narcotics - Manufactured Narcotics Which Can Cause TrueDrug Addiction (Demerol, Methadones)		1	0	1	0	0	0	0	0	1	1	0	0	0	0	3	1	0	0	1	1	0	0	0	4	0	3	1	0	0	0	0	0	0	415	
Other - Dangerous Nonnarcotic Drugs (Barbiturates, Benzedrine)		0	0	0	0	0	0	0	0	2	0	0	0	0	0	1	0	0	0	0	0	1	0	0	1	1	0	0	0	0	0	0	0	0	1,067	
Total Drug Abuse Violations:		1	0	1	0	1	0	0	0	4	3	0	0	0	0	18	6	0	2	2	1	7	0	0	22	12	7	1	2	0	0	0	0	0	2,736	
Gambling:		Black																												YTD						
Bookmaking (Horse and Sport Book)		0	0	0	0	0	0	0	0	0	0	0	0	0	0	0	0	0	0	0	0	0	0	0	0	0	0	0	0	0	0	0	0	0	0	
Numbers and Lottery		0	0	0	0	0	0	0	0	0	0	0	0	0	0	0	0	0	0	0	0	0	0	0	0	0	0	0	0	0	0	0	0	0	0	0
All Other Gambling		0	0	0	0	0	0	0	0	0	0	0	0	0	0	0	0	0	0	0	0	0	0	0	0	0	0	0	0	0	0	0	0	0	0	0
Total Gambling Violations:		0	0	0	0	0	0	0	0	0	0	0	0	0	0	0	0	0	0	0	0	0	0	0	0	0	0	0	0	0	0	0	0	0	0	0
Miscellaneous:		Black																												YTD						
Offenses Against the Family and Children		0	0	0	0	2	2	0	1	7	0	0	0	0	0	28	23	0	4	0	0	1	0	0	12	0	9	1	1	0	0	0	0	1	179	
Driving Under the Influence		1	1	0	0	0	0	0	4	3	1	1	0	0	81	63	0	7	1	1	9	0	0	308	0	281	4	23	0	0	0	0	0	0	1,442	
Liquor Laws		0	0	0	0	0	0	0	0	0	0	0	0	0	215	209	0	6	0	0	0	0	0	2	0	2	0	0	0	0	0	0	0	0	600	
Drunkenness		0	0	0	0	0	0	0	1	8	0	0	0	0	0	0	0	0	0	0	0	0	0	5	0	5	0	0	0	0	0	0	0	0	15	
Disorderly Conduct		0	0	0	0	1	1	1	0	1	1	0	0	0	18	9	0	6	0	2	1	0	0	1	0	0	0	1	0	0	0	0	0	0	365	
Vagrancy		0	0	0	0	0	0	0	0	8	0	0	0	0	1	0	0	1	0	0	0	0	0	0	0	0	0	0	0	0	0	0	0	0	686	
All Other Offenses (Except Traffic)		4	3	1	0	0	7	7	0	11	80	0	0	0	8	1,721	1,266	1	228	7	5	214	0	8	497	10	444	18	21	3	0	0	1	16,791		
Suspicion		0	0	0	0	0	0	0	0	0	0	0	0	0	0	0	0	0	0	0	0	0	0	0	0	0	0	0	0	0	0	0	0	0	0	
Curfew and Loitering Law Violations		0	0	0	0	0	0	0	0	0	0	0	0	0	0	0	0	0	0	0	0	0	0	0	0	0	0	0	0	0	0	0	0	0	0	
Runaways		0	0	0	0	0	0	0	0	0	0	0	0	0	0	0	0	0	0	0	0	0	0	0	0	0	0	0	0	0	0	0	0	0	0	0
Total Miscellaneous Violations:		5	4	1	0	1	10	10	0	18	107	1	1	0	8	2,064	1,570	1	252	8	8	225	0	8	825	10	741	23	45	4	0	0	1	1	20,078	
Human Trafficking:		Black																												YTD						
Human Trafficking/ Commercial Sex Acts		0	0	0	0	0	0	0	0	0	0	0	0	0	0	0	0	0	0	0	0	0	0	0	0	0	0	0	0	0	0	0	0	0	20	
Human Trafficking/ Involuntary Servitude		0	0	0	0	0	0	0	0	0	0	0	0	0	0	0	0	0	0	0	0	0	0	0	0	0	0	0	0	0	0	0	0	0	0	0
Total Human Trafficking Violations:		0	0	0	0	0	0	0	0	0	0	0	0	0	0	0	0	0	0	0	0	0	0	0	0	0	0	0	0	0	0	0	0	0	0	20
Total ASR Race - Adult		12	5	7	0	4	31	30	1	23	133	2	2	0	8	2,879	2,119	3	422	13	12	310	0	10	901	29	780	26	47	12	0	0	1	6	36,735	

2018 State of Nevada Arrest Information

Adult Arrests - Races State Totals 2018	Carson City So	COUNTY: Churchill	Churchill Co	Fallon PD	COUNTY: Clark	Boulder PD	Clark Co School Dist	College of SNV	Henderson PD	LV Metro	LV Fire & Rescue	Mesquite PD	NLV Fire & Rescue	NLV PD	UNLV PD	Douglas Co	COUNTY: Elko	Carlin PD	Elko PD	Elko CO	West Wendover PD	Esmeralda Co	Eureka Co
	Index Crimes: Alaskan/Indian																						
Murder and Nonnegligent Manslaughter	0	0	0	0	0	0	0	0	0	0	0	0	0	0	0	0	2	0	0	2	0	0	0
Manslaughter by Negligence	0	0	0	0	0	0	0	0	0	0	0	0	0	0	0	0	0	0	0	0	0	0	0
Rape	0	0	0	0	1	0	0	0	0	0	0	1	0	0	0	0	0	0	0	0	0	0	0
Robbery	0	0	0	0	1	0	0	0	0	1	0	0	0	0	0	0	1	0	1	0	0	0	0
Aggravated Assault (Return A - 4a-d)	10	0	0	0	11	0	0	0	0	8	0	0	0	3	0	0	6	0	3	3	0	0	0
Burglary - Breaking or Entering	0	2	1	1	6	0	0	0	1	4	0	1	0	0	0	1	1	0	1	0	0	0	0
Larceny - Theft (Except Motor Vehicle Theft)	2	7	2	5	21	0	0	0	1	19	0	0	0	1	0	14	2	0	2	0	0	0	0
Motor Vehicle Theft	0	2	1	1	1	0	0	0	0	1	0	0	0	0	0	0	1	0	0	1	0	0	0
Arson	0	0	0	0	0	0	0	0	0	0	0	0	0	0	0	0	0	0	0	0	0	0	0
Total Index Crimes Violations:	12	11	4	7	41	0	0	0	2	33	0	2	0	4	0	15	13	0	7	6	0	0	0
Other Offenses: Alaskan/Indian																							
Other Assaults (Return A - 4e)	0	1	0	1	62	1	0	0	9	47	0	3	0	2	0	5	14	0	9	3	2	0	1
Forgery and Counterfeiting	1	0	0	0	1	0	0	0	0	0	0	1	0	0	0	0	1	0	1	0	0	0	0
Fraud	3	0	0	0	5	0	0	0	1	4	0	0	0	0	0	2	0	0	0	0	0	0	0
Embezzlement	0	0	0	0	1	0	0	0	0	1	0	0	0	0	0	0	0	0	0	0	0	0	0
Stolen Property; Buying, Receiving, Possessing	1	1	1	0	8	0	0	0	1	7	0	0	0	0	0	3	1	0	0	1	0	0	0
Vandalism	1	0	0	0	6	0	0	0	0	6	0	0	0	0	0	1	0	0	0	0	0	0	0
Weapons; Carrying, Possessing, etc.	1	0	0	0	2	0	0	0	0	2	0	0	0	0	0	1	1	0	1	0	0	0	0
Total Other Offense Violations:	7	2	1	1	85	1	0	0	11	67	0	4	0	2	0	12	17	0	11	4	2	0	1
Prostitution and Commercialized Vice: Alaskan/Indian																							
Prostitution	0	0	0	0	8	0	0	0	0	8	0	0	0	0	0	0	0	0	0	0	0	0	0
Assisting or Promoting Prostitution	0	0	0	0	0	0	0	0	0	0	0	0	0	0	0	0	0	0	0	0	0	0	0
Purchasing Prostitution	0	0	0	0	0	0	0	0	0	0	0	0	0	0	0	0	0	0	0	0	0	0	0
Total Prostitution & Commercialized Vice Violations:	0	0	0	0	8	0	0	0	0	8	0	0	0	0	0	0	0	0	0	0	0	0	0
Sex Offenses (Except Forcible Rape and Prostitution) Alaskan/Indian																							
Sex Offenses (Except Forcible Rape and Prostitution)	0	0	0	0	5	0	0	0	0	5	0	0	0	0	0	0	1	0	1	0	0	0	0

2018 State of Nevada Arrest Information

Adult Arrests - Races State Totals 2018	Carson City So	COUNTY: Churchill	Churchill Co	Fallon PD	COUNTY: Clark	Boulder PD	Clark Co School Dist	College of SWV	Henderson PD	LV Metro	LV Fire & Rescue	Mesquite PD	NLV Fire & Rescue	NLV PD	UNLV PD	Douglas Co	COUNTY: Elko	Carlin PD	Elko PD	Elko CO	West Wendover PD	Esmeralda Co	Eureka Co	
	1	2	0	2	1	0	0	0	0	1	0	0	0	0	0	0	2	0	2	0	0	0	0	
Drug Abuse Violations:																								
Sale/Manufacturing:																								
Opium or Cocaine and Their Derivatives (Morphine, Heroin, Codeine)	1	0	0	0	0	0	0	0	0	0	0	0	0	0	0	0	0	0	0	0	0	0	0	
Marijuana	0	1	0	1	0	0	0	0	0	0	0	0	0	0	0	0	0	0	0	0	0	0	0	
Synthetic Narcotics - Manufactured Narcotics Which Can Cause TrueDrug Addiction (Demerol, Methadones)	0	1	0	1	1	0	0	0	0	1	0	0	0	0	0	0	2	0	2	0	0	0	0	
Other - Dangerous Nonnarcotic Drugs (Barbiturates, Benzedrine)	0	0	0	0	0	0	0	0	0	0	0	0	0	0	0	0	0	0	0	0	0	0	0	
Possession:	4	4	0	4	33	0	0	0	0	19	0	4	0	10	0	11	6	0	3	3	0	0	0	
Opium or Cocaine and Their Derivatives (Morphine, Heroin, Codeine)	3	0	0	0	4	0	0	0	0	1	0	0	0	3	0	1	0	0	0	0	0	0	0	
Marijuana	1	1	0	1	2	0	0	0	0	0	0	2	0	0	0	2	1	0	1	0	0	0	0	
Synthetic Narcotics - Manufactured Narcotics Which Can Cause TrueDrug Addiction (Demerol, Methadones)	0	3	0	3	9	0	0	0	0	9	0	0	0	0	0	0	2	0	1	1	0	0	0	
Other - Dangerous Nonnarcotic Drugs (Barbiturates, Benzedrine)	0	0	0	0	18	0	0	0	0	9	0	2	0	7	0	8	3	0	1	2	0	0	0	
Total Drug Abuse Violations:	5	6	0	6	34	0	0	0	0	20	0	4	0	10	0	11	8	0	5	3	0	0	0	
Gambling:																								
Alaskan/Indian																								
Bookmaking (Horse and Sport Book)	0	0	0	0	0	0	0	0	0	0	0	0	0	0	0	0	0	0	0	0	0	0	0	0
Numbers and Lottery	0	0	0	0	0	0	0	0	0	0	0	0	0	0	0	0	0	0	0	0	0	0	0	0
All Other Gambling	0	0	0	0	0	0	0	0	0	0	0	0	0	0	0	0	0	0	0	0	0	0	0	0
Total Gambling Violations:	0	0	0	0	0	0	0	0	0	0	0	0	0	0	0	0	0	0	0	0	0	0	0	0
Miscellaneous:																								
Alaskan/Indian																								
Offenses Against the Family and Children	0	2	0	2	2	0	0	0	2	0	0	0	0	0	0	0	0	0	0	0	0	0	0	0
Driving Under the Influence	5	15	9	6	32	1	0	0	7	18	0	4	0	2	0	8	10	1	2	3	4	0	0	0
Liquor Laws	1	3	1	2	14	0	0	0	1	13	0	0	0	0	0	1	6	1	2	3	0	0	0	0
Drunkenness	0	7	1	6	0	0	0	0	0	0	0	0	0	0	0	3	1	0	1	0	0	0	0	0
Disorderly Conduct	2	3	0	3	14	0	0	0	1	9	0	4	0	0	0	13	7	0	4	1	2	0	0	0
Vagrancy	0	0	0	0	60	0	0	0	0	60	0	0	0	0	0	0	0	0	0	0	0	0	0	0
All Other Offenses (Except Traffic)	54	82	38	44	175	0	0	0	15	148	0	7	0	5	0	26	59	0	26	29	4	1	0	
Suspicion	0	0	0	0	0	0	0	0	0	0	0	0	0	0	0	0	0	0	0	0	0	0	0	0
Curfew and Loitering Law Violations	0	0	0	0	0	0	0	0	0	0	0	0	0	0	0	0	0	0	0	0	0	0	0	0
Runaways	0	0	0	0	0	0	0	0	0	0	0	0	0	0	0	0	0	0	0	0	0	0	0	0
Total Miscellaneous Violations:	62	112	49	63	297	1	0	0	26	248	0	15	0	7	0	51	83	2	35	36	10	1	0	
Human Trafficking:																								
Alaskan/Indian																								
Human Trafficking/ Commercial Sex Acts	0	0	0	0	0	0	0	0	0	0	0	0	0	0	0	0	0	0	0	0	0	0	0	0
Human Trafficking/ Involuntary Servitude	0	0	0	0	0	0	0	0	0	0	0	0	0	0	0	0	0	0	0	0	0	0	0	0
Total Human Trafficking Violations:	0	0	0	0	0	0	0	0	0	0	0	0	0	0	0	0	0	0	0	0	0	0	0	0
Total ASR Race -Adult	86	131	54	77	470	2	0	0	39	381	0	25	0	23	0	89	122	2	59	49	12	1	1	

2018 State of Nevada Arrest Information

Adult Arrests - Races State Totals 2018	COUNTY: Humboldt																												Alaskan/Indian	YTD				
	Humboldt Co	Winnemucca PD	Lander Co	Lincoln Co	COUNTY: Lyon	Lyon Co	Yerington PD	Mineral Co	Nye Co	COUNTY: Pershing	Loveck PD	Pershing Co	Storey Co	COUNTY: Washoe	Reno PD	Reno-Tahoe Airport Auth	Sparks PD	UNR	Washoe School Dist	Washoe Co	Reno Muni Court	White Pine Co	COUNTY: Statewide	NDI	NHP - Southern	NHP - Northeastern	NHP - Northwestern	Capitol Police			Fire Marshal	DOWL	Secretary of State	Attorney General
Drug Abuse Violations:	Alaskan/Indian																																	
Sale/Manufacturing:	0	0	0	0	0	0	0	0	0	0	0	0	0	0	1	1	0	0	0	0	0	0	0	0	0	0	0	0	0	0	0	0	0	7
Opium or Cocaine and Their Derivatives (Morphine, Heroin, Codeine)	0	0	0	0	0	0	0	0	0	0	0	0	0	0	1	1	0	0	0	0	0	0	0	0	0	0	0	0	0	0	0	0	0	2
Marijuana	0	0	0	0	0	0	0	0	0	0	0	0	0	0	0	0	0	0	0	0	0	0	0	0	0	0	0	0	0	0	0	0	0	1
Synthetic Narcotics - Manufactured Narcotics Which Can Cause TrueDrug Addiction (Demerol, Methadones)	0	0	0	0	0	0	0	0	0	0	0	0	0	0	0	0	0	0	0	0	0	0	0	0	0	0	0	0	0	0	0	0	0	4
Other - Dangerous Nonnarcotic Drugs (Barbiturates, Benzadrine)	0	0	0	0	0	0	0	0	0	0	0	0	0	0	0	0	0	0	0	0	0	0	0	0	0	0	0	0	0	0	0	0	0	0
Possession:	1	1	0	0	0	1	0	1	0	2	3	0	3	1	0	0	0	0	0	0	0	0	0	0	1	1	0	0	0	0	0	0	0	67
Opium or Cocaine and Their Derivatives (Morphine, Heroin, Codeine)	1	1	0	0	0	0	0	0	0	0	0	0	0	0	0	0	0	0	0	0	0	0	0	0	0	0	0	0	0	0	0	0	9	
Marijuana	0	0	0	0	0	0	0	0	0	0	0	0	0	0	0	0	0	0	0	0	0	0	0	0	0	0	0	0	0	0	0	0	7	
Synthetic Narcotics - Manufactured Narcotics Which Can Cause TrueDrug Addiction (Demerol, Methadones)	0	0	0	0	0	1	0	1	0	1	0	0	1	0	0	0	0	0	0	0	0	0	0	1	1	0	0	0	0	0	0	0	18	
Other - Dangerous Nonnarcotic Drugs (Barbiturates, Benzadrine)	0	0	0	0	0	0	0	0	1	3	0	3	0	0	0	0	0	0	0	0	0	0	0	0	0	0	0	0	0	0	0	0	33	
Total Drug Abuse Violations:	1	1	0	0	0	1	0	1	0	2	3	0	3	1	1	1	0	0	0	0	0	0	0	1	1	0	0	0	0	0	0	0	74	
Gambling:	Alaskan/Indian																																	
Bookmaking (Horse and Sport Book)	0	0	0	0	0	0	0	0	0	0	0	0	0	0	0	0	0	0	0	0	0	0	0	0	0	0	0	0	0	0	0	0	0	
Numbers and Lottery	0	0	0	0	0	0	0	0	0	0	0	0	0	0	0	0	0	0	0	0	0	0	0	0	0	0	0	0	0	0	0	0	0	0
All Other Gambling	0	0	0	0	0	0	0	0	0	0	0	0	0	0	0	0	0	0	0	0	0	0	0	0	0	0	0	0	0	0	0	0	0	0
Total Gambling Violations:	0	0	0	0	0	0	0	0	0	0	0	0	0	0	0	0	0	0	0	0	0	0	0	0	0	0	0	0	0	0	0	0	0	0
Miscellaneous:	Alaskan/Indian																																	
Offenses Against the Family and Children	0	0	0	0	0	1	1	0	0	0	0	0	0	0	3	3	0	0	0	0	0	0	0	0	0	0	0	0	0	0	0	0	0	8
Driving Under the Influence	2	1	1	3	0	4	4	0	0	2	1	1	0	1	16	7	0	6	0	0	3	0	0	30	0	4	8	18	0	0	0	0	0	129
Liquor Laws	0	0	0	0	0	1	1	0	2	0	0	0	0	0	111	110	0	1	0	0	0	0	0	0	0	0	0	0	0	0	0	0	0	139
Drunkenness	1	0	1	0	0	0	0	0	0	0	0	0	0	0	0	0	0	0	0	0	0	0	0	1	0	1	0	0	0	0	0	0	13	
Disorderly Conduct	2	1	1	0	1	2	1	1	0	0	0	0	0	4	3	0	1	0	0	0	0	2	0	0	0	0	0	0	0	0	0	0	50	
Vagrancy	0	0	0	0	0	0	0	0	0	2	0	0	0	0	3	3	0	0	0	0	0	0	0	0	0	0	0	0	0	0	0	0	65	
All Other Offenses (Except Traffic)	13	8	5	7	2	11	7	4	6	2	10	2	8	7	263	175	0	42	11	0	46	0	9	18	2	4	7	5	0	0	0	745		
Suspicion	0	0	0	0	0	0	0	0	0	0	0	0	0	0	0	0	0	0	0	0	0	0	0	0	0	0	0	0	0	0	0	0	0	
Curfew and Loitering Law Violations	0	0	0	0	0	0	0	0	0	0	0	0	0	0	0	0	0	0	0	0	0	0	0	0	0	0	0	0	0	0	0	0	0	
Runaways	0	0	0	0	0	0	0	0	0	0	0	0	0	0	0	0	0	0	0	0	0	0	0	0	0	0	0	0	0	0	0	0	0	
Total Miscellaneous Violations:	18	10	8	10	3	19	14	5	8	6	11	3	8	8	400	301	0	50	0	0	49	0	11	49	2	9	15	23	0	0	0	0	1,149	
Human Trafficking:	Alaskan/Indian																																	
Human Trafficking/ Commercial Sex Acts	1	0	1	0	0	0	0	0	0	0	0	0	0	0	0	0	0	0	0	0	0	0	0	0	0	0	0	0	0	0	0	0	1	
Human Trafficking/ Involuntary Servitude	0	0	0	0	0	0	0	0	0	0	0	0	0	0	0	0	0	0	0	0	0	0	0	0	0	0	0	0	0	0	0	0	0	
Total Human Trafficking Violations:	1	0	1	0	0	0	0	0	0	0	0	0	0	0	0	0	0	0	0	0	0	0	0	0	0	0	0	0	0	0	0	0	1	
Total ASR Race -Adult	33	15	18	15	3	50	42	8	8	9	16	5	11	10	502	361	0	79	0	0	62	0	16	57	6	9	16	25	1	0	0	0	1,619	

2018 State of Nevada Arrest Information

Adult Arrests - Races State Totals 2018	Carson City So	COUNTY: Churchill	Churchill Co	Fallon PD	COUNTY: Clark	Boulder PD	Clark Co School Dist	College of SNV	Henderson PD	LV Metro	LV Fire & Rescue	Mesquite PD	NLV Fire & Rescue	NLV PD	UNLV PD	Douglas Co	COUNTY: Elko	Carlin PD	Elko PD	Elko CO	West Wendover PD	Esmeralda Co	Eureka Co
Index Crimes:																							
Asian																							
Murder and Nonnegligent Manslaughter	0	0	0	0	3	0	0	0	0	2	0	0	0	1	0	0	0	0	0	0	0	0	0
Manslaughter by Negligence	0	0	0	0	0	0	0	0	0	0	0	0	0	0	0	0	0	0	0	0	0	0	0
Rape	0	0	0	0	12	0	0	0	1	10	0	0	0	1	0	1	0	0	0	0	0	0	0
Robbery	0	0	0	0	23	0	0	0	3	17	0	0	0	2	1	0	0	0	0	0	0	0	0
Aggravated Assault (Return A - 4a-d)	4	0	0	0	98	1	1	0	3	78	0	0	0	15	0	0	1	0	1	0	0	0	0
Burglary - Breaking or Entering	1	0	0	0	55	0	0	0	2	49	0	0	0	4	0	0	1	0	0	0	1	0	0
Larceny - Theft (Except Motor Vehicle Theft)	2	0	0	0	117	0	0	0	14	95	0	1	0	7	0	1	0	0	0	0	0	0	0
Motor Vehicle Theft	0	0	0	0	3	0	0	0	0	3	0	0	0	0	0	0	0	0	0	0	0	0	0
Arson	0	0	0	0	0	0	0	0	0	0	0	0	0	0	0	0	0	0	0	0	0	0	0
Total Index Crimes Violations:	7	0	0	0	311	1	1	0	23	254	0	1	0	30	1	2	2	0	1	0	1	0	0
Other Offenses:																							
Asian																							
Other Assaults (Return A - 4e)	1	0	0	0	586	0	0	0	48	516	0	1	0	18	3	3	6	0	2	1	3	0	0
Forgery and Counterfeiting	1	0	0	0	19	0	0	0	1	17	0	0	0	1	0	0	1	0	0	1	0	0	0
Fraud	1	0	0	0	58	0	0	0	2	55	0	0	0	0	1	0	1	0	1	0	0	0	0
Embezzlement	3	0	0	0	8	0	0	0	2	6	0	0	0	0	0	0	0	0	0	0	0	0	0
Stolen Property; Buying, Receiving, Possessing	0	0	0	0	30	0	0	0	4	24	0	0	0	2	0	0	0	0	0	0	0	0	0
Vandalism	1	0	0	0	31	0	0	0	4	26	0	0	0	1	0	0	0	0	0	0	0	0	0
Weapons; Carrying, Possessing, etc.	1	0	0	0	28	0	0	0	1	26	0	0	0	1	0	0	0	0	0	0	0	0	0
Total Other Offense Violations:	8	0	0	0	760	0	0	0	62	670	0	1	0	23	4	3	8	0	3	2	3	0	0
Prostitution and Commercialized Vice:																							
Asian																							
Prostitution	0	0	0	0	104	0	0	0	0	104	0	0	0	0	0	0	0	0	0	0	0	0	0
Assisting or Promoting Prostitution	0	0	0	0	4	0	0	0	0	4	0	0	0	0	0	0	0	0	0	0	0	0	0
Purchasing Prostitution	0	0	0	0	2	0	0	0	0	2	0	0	0	0	0	0	0	0	0	0	0	0	0
Total Prostitution & Commercialized Vice Violations:	0	0	0	0	110	0	0	0	0	110	0	0	0	0	0	0	0	0	0	0	0	0	0
Sex Offenses (Except Forcible Rape and Prostitution)																							
Asian																							
Sex Offenses (Except Forcible Rape and Prostitution)	1	0	0	0	37	0	0	0	4	32	0	0	0	0	1	0	0	0	0	0	0	0	0

2018 State of Nevada Arrest Information

Adult Arrests - Races State Totals 2018																							
	Carson City So	COUNTY: Churchill	Churchill Co	Fallon PD	COUNTY: Clark	Boulder PD	Clark Co School Dist	College of SNV	Henderson PD	LV Metro	LV Fire & Rescue	Mesquite PD	NLV Fire & Rescue	NLV PD	UNLV PD	Douglas Co	COUNTY: Elko	Carlin PD	Elko PD	Elko CO	West Wendover PD	Esmeralda Co	Eureka Co
Drug Abuse Violations:																							
Asian																							
Sale/Manufacturing:	1	0	0	0	34	0	0	0	0	34	0	0	0	0	0	0	0	0	0	0	0	0	0
Opium or Cocaine and Their Derivatives (Morphine, Heroin, Codeine)	0	0	0	0	6	0	0	0	0	6	0	0	0	0	0	0	0	0	0	0	0	0	0
Marijuana	0	0	0	0	8	0	0	0	0	8	0	0	0	0	0	0	0	0	0	0	0	0	0
Synthetic Narcotics - Manufactured Narcotics Which Can Cause TrueDrug Addiction (Demerol, Methadones)	1	0	0	0	10	0	0	0	0	10	0	0	0	0	0	0	0	0	0	0	0	0	0
Other - Dangerous Nonnarcotic Drugs (Barbiturates, Benzedrine)	0	0	0	0	10	0	0	0	0	10	0	0	0	0	0	0	0	0	0	0	0	0	0
Possession:	2	0	0	0	190	0	0	0	13	163	0	1	0	13	0	1	0	0	0	0	0	0	0
Opium or Cocaine and Their Derivatives (Morphine, Heroin, Codeine)	1	0	0	0	22	0	0	0	1	20	0	0	0	1	0	0	0	0	0	0	0	0	0
Marijuana	1	0	0	0	14	0	0	0	2	10	0	1	0	1	0	1	0	0	0	0	0	0	0
Synthetic Narcotics - Manufactured Narcotics Which Can Cause TrueDrug Addiction (Demerol, Methadones)	0	0	0	0	47	0	0	0	2	45	0	0	0	0	0	0	0	0	0	0	0	0	0
Other - Dangerous Nonnarcotic Drugs (Barbiturates, Benzedrine)	0	0	0	0	107	0	0	0	8	88	0	0	0	11	0	0	0	0	0	0	0	0	0
Total Drug Abuse Violations:	3	0	0	0	224	0	0	0	13	197	0	1	0	13	0	1	0	0	0	0	0	0	0
Gambling:																							
Asian																							
Bookmaking (Horse and Sport Book)	0	0	0	0	0	0	0	0	0	0	0	0	0	0	0	0	0	0	0	0	0	0	0
Numbers and Lottery	0	0	0	0	0	0	0	0	0	0	0	0	0	0	0	0	0	0	0	0	0	0	0
All Other Gambling	0	0	0	0	0	0	0	0	0	0	0	0	0	0	0	0	1	0	0	1	0	0	0
Total Gambling Violations:	0	0	0	0	0	0	0	0	0	0	0	0	0	0	0	0	1	0	0	1	0	0	0
Miscellaneous:																							
Asian																							
Offenses Against the Family and Children	0	1	0	1	9	0	0	0	2	7	0	0	0	0	0	0	0	0	0	0	0	0	0
Driving Under the Influence	3	3	1	2	204	0	0	0	12	182	0	1	0	9	0	2	1	0	1	0	0	0	0
Liquor Laws	1	1	1	0	12	0	0	0	3	9	0	0	0	0	0	2	4	0	1	3	0	0	0
Drunkenness	0	0	0	0	0	0	0	0	0	0	0	0	0	0	0	0	1	0	0	1	0	0	0
Disorderly Conduct	0	0	0	0	25	0	1	0	3	20	0	0	0	1	0	2	1	0	0	0	1	0	0
Vagrancy	0	0	0	0	89	0	0	0	0	89	0	0	0	0	0	0	0	0	0	0	0	0	0
All Other Offenses (Except Traffic)	26	9	3	6	1,189	1	1	0	107	1,028	0	0	0	50	2	9	7	0	3	3	1	0	0
Suspicion	0	0	0	0	0	0	0	0	0	0	0	0	0	0	0	0	0	0	0	0	0	0	0
Curfew and Loitering Law Violations	0	0	0	0	0	0	0	0	0	0	0	0	0	0	0	0	0	0	0	0	0	0	0
Runaways	0	0	0	0	0	0	0	0	0	0	0	0	0	0	0	0	0	0	0	0	0	0	0
Total Miscellaneous Violations:	30	14	5	9	1,528	1	2	0	127	1,335	0	1	0	60	2	15	14	0	5	7	2	0	0
Human Trafficking:																							
Asian																							
Human Trafficking/ Commercial Sex Acts	0	0	0	0	0	0	0	0	0	0	0	0	0	0	0	0	0	0	0	0	0	0	0
Human Trafficking/ Involuntary Servitude	0	0	0	0	0	0	0	0	0	0	0	0	0	0	0	0	0	0	0	0	0	0	0
Total Human Trafficking Violations:	0	0	0	0	0	0	0	0	0	0	0	0	0	0	0	0	0	0	0	0	0	0	0
Total ASR Race - Adult	49	14	5	9	2,970	2	3	0	229	2,598	0	4	0	126	8	21	25	0	9	10	6	0	0

2018 State of Nevada Arrest Information

Adult Arrests - Races State Totals 2018	COUNTY: Humboldt	Humboldt Co	Winnemucca PD	Lander Co	Lincoln Co	COUNTY: Lyon	Lyon Co	Yerington PD	Mineral Co	Nye Co	COUNTY: Pershing	Love lock PD	Pershing Co	Storey Co	COUNTY: Washoe	Reno PD	Reno-Tahoe Airport Auth	Sparks PD	UNR	Washoe School Dist	Washoe Co	Reno Muni Court	White Pine Co	COUNTY: statewide	NDI	NHP - Southern	NHP - Northeastern	NHP - Northwestern	Capitol Police	Fire Marshal	DOWL	Secretary of State	Attorney General	Asian	
Index Crimes:	Asian																												YTD						
Murder and Nonnegligent Manslaughter	0	0	0	0	0	0	0	0	0	0	0	0	0	0	0	0	0	0	0	0	0	0	0	0	0	0	0	0	0	0	0	0	0	3	
Manslaughter by Negligence	0	0	0	0	0	0	0	0	0	0	0	0	0	0	0	0	0	0	0	0	0	0	0	0	0	0	0	0	0	0	0	0	0	0	0
Rape	0	0	0	0	0	0	0	0	0	0	1	0	1	0	4	3	0	1	0	0	0	0	0	0	0	0	0	0	0	0	0	0	0	0	18
Robbery	0	0	0	0	0	0	0	0	0	0	0	0	0	0	9	8	0	0	0	0	1	0	0	0	0	0	0	0	0	0	0	0	0	32	
Aggravated Assault (Return A - 4a-d)	0	0	0	0	0	1	1	0	0	2	0	0	0	0	38	17	0	16	0	0	5	0	0	0	0	0	0	0	0	0	0	0	0	144	
Burglary - Breaking or Entering	0	0	0	0	0	0	0	0	0	0	0	0	0	0	16	9	0	7	0	0	0	0	0	1	1	0	0	0	0	0	0	0	0	74	
Larceny - Theft (Except Motor Vehicle Theft)	0	0	0	0	0	0	0	0	0	1	0	0	0	0	18	16	0	1	1	0	0	0	0	1	0	0	0	0	0	0	0	0	1	140	
Motor Vehicle Theft	0	0	0	0	0	0	0	0	0	0	0	0	0	0	3	2	0	1	0	0	0	0	0	0	0	0	0	0	0	0	0	0	0	6	
Arson	0	0	0	0	0	1	1	0	0	0	0	0	0	0	0	0	0	0	0	0	0	0	0	0	0	0	0	0	0	0	0	0	0	1	
Total Index Crimes Violations:	0	0	0	0	0	2	2	0	0	3	1	0	1	0	88	55	0	26	1	0	6	0	0	2	1	0	0	0	0	0	0	0	1	418	
Other Offenses:	Asian																												YTD						
Other Assaults (Return A - 4e)	0	0	0	0	0	2	2	0	0	0	0	0	0	0	10	8	0	1	0	0	1	0	0	0	0	0	0	0	0	0	0	0	0	608	
Forgery and Counterfeiting	0	0	0	0	0	0	0	0	0	0	0	0	0	0	0	0	0	0	0	0	0	0	0	0	0	0	0	0	0	0	0	0	0	0	21
Fraud	0	0	0	0	0	0	0	0	0	0	0	0	0	0	8	4	0	1	0	0	3	0	0	2	0	1	0	0	0	0	0	0	0	1	70
Embezzlement	0	0	0	0	0	0	0	0	0	0	0	0	0	0	3	1	0	2	0	0	0	0	0	0	0	0	0	0	0	0	0	0	0	0	14
Stolen Property; Buying, Receiving, Possessing	0	0	0	0	0	0	0	0	0	0	0	0	0	0	2	1	0	0	0	0	1	0	0	0	0	0	0	0	0	0	0	0	0	0	32
Vandalism	0	0	0	0	0	0	0	0	0	0	0	0	0	0	13	10	0	2	0	0	1	0	0	0	0	0	0	0	0	0	0	0	0	0	45
Weapons; Carrying, Possessing, etc.	0	0	0	0	0	0	0	0	0	2	0	0	0	0	2	0	0	1	0	0	1	0	0	4	1	3	0	0	0	0	0	0	0	0	37
Total Other Offense Violations:	0	0	0	0	0	2	2	0	0	2	0	0	0	0	38	24	0	7	0	0	7	0	0	6	1	4	0	0	0	0	0	0	0	1	827
Prostitution and Commercialized Vice:	Asian																												YTD						
Prostitution	0	0	0	0	0	0	0	0	0	0	0	0	0	0	0	0	0	0	0	0	0	0	0	0	0	0	0	0	0	0	0	0	0	104	
Assisting or Promoting Prostitution	0	0	0	0	0	0	0	0	0	0	0	0	0	0	0	0	0	0	0	0	0	0	0	0	0	0	0	0	0	0	0	0	0	0	4
Purchasing Prostitution	0	0	0	0	0	0	0	0	0	0	0	0	0	0	0	0	0	0	0	0	0	0	0	0	0	0	0	0	0	0	0	0	0	0	2
Total Prostitution & Commercialized Vice Violations:	0	0	0	0	0	0	0	0	0	0	0	0	0	0	0	0	0	0	0	0	0	0	0	0	0	0	0	0	0	0	0	0	0	0	110
Sex Offenses (Except Forcible Rape and Prostitution)	Asian																												YTD						
Sex Offenses (Except Forcible Rape and Prostitution)	0	0	0	0	0	0	0	0	0	0	0	0	0	0	3	2	0	1	0	0	0	0	0	0	0	0	0	0	0	0	0	0	0	41	

2018 State of Nevada Arrest Information

Adult Arrests - Races State Totals 2018	COUNTY: Humboldt																											Asian							
	Humboldt Co	Winnemucca PD	Lander Co	Lincoln Co	COUNTY: Lyon	Lyon Co	Yerington PD	Mineral Co	Nye Co	COUNTY: Pershing	Lovelock PD	Pershing Co	Storey Co	COUNTY: Washoe	Reno PD	Reno-Tahoe Airport Auth	Sparks PD	UNR	Washoe School Dist	Washoe Co	Reno Muni Court	White Pine Co	COUNTY: Statewide	NDI	NHP - Southern	NHP - Northeastern	NHP - Northwestern		Capitol Police	Fire Marshal	DOWL	Secretary of State	Attorney General		
Drug Abuse Violations:	Asian																											YTD							
Sale/Manufacturing:	0	0	0	0	0	0	0	0	0	1	0	1	0	0	0	0	0	0	0	0	0	0	1	1	0	0	0	0	0	0	0	0	0	0	37
Opium or Cocaine and Their Derivatives (Morphine, Heroin, Codeine)	0	0	0	0	0	0	0	0	0	0	0	0	0	0	0	0	0	0	0	0	0	0	0	0	0	0	0	0	0	0	0	0	0	0	6
Marijuana	0	0	0	0	0	0	0	0	0	0	0	0	0	0	0	0	0	0	0	0	0	0	0	0	0	0	0	0	0	0	0	0	0	0	8
Synthetic Narcotics - Manufactured Narcotics Which Can Cause TrueDrug Addiction (Demerol, Methadones)	0	0	0	0	0	0	0	0	0	0	0	0	0	0	0	0	0	0	0	0	0	0	1	1	0	0	0	0	0	0	0	0	0	0	12
Other - Dangerous Nonnarcotic Drugs (Barbiturates, Benzadrine)	0	0	0	0	0	0	0	0	0	1	0	1	0	0	0	0	0	0	0	0	0	0	0	0	0	0	0	0	0	0	0	0	0	0	11
Possession:	0	0	0	0	0	0	0	0	0	1	0	1	0	4	0	0	1	0	0	3	0	0	2	0	2	0	0	0	0	0	0	0	0	0	200
Opium or Cocaine and Their Derivatives (Morphine, Heroin, Codeine)	0	0	0	0	0	0	0	0	0	0	0	0	0	0	0	0	0	0	0	0	0	0	0	0	0	0	0	0	0	0	0	0	0	23	
Marijuana	0	0	0	0	0	0	0	0	0	0	0	0	1	0	0	0	0	0	1	0	0	2	0	2	0	0	0	0	0	0	0	0	0	19	
Synthetic Narcotics - Manufactured Narcotics Which Can Cause TrueDrug Addiction (Demerol, Methadones)	0	0	0	0	0	0	0	0	0	0	0	0	1	0	0	1	0	0	0	0	0	0	0	0	0	0	0	0	0	0	0	0	0	48	
Other - Dangerous Nonnarcotic Drugs (Barbiturates, Benzadrine)	0	0	0	0	0	0	0	0	0	1	0	1	0	2	0	0	0	0	0	2	0	0	0	0	0	0	0	0	0	0	0	0	0	0	110
Total Drug Abuse Violations:	0	0	0	0	0	0	0	0	0	2	0	2	0	4	0	0	1	0	0	3	0	0	3	1	2	0	0	0	0	0	0	0	0	237	
Gambling:	Asian																											YTD							
Bookmaking (Horse and Sport Book)	0	0	0	0	0	0	0	0	0	0	0	0	0	0	0	0	0	0	0	0	0	0	0	0	0	0	0	0	0	0	0	0	0	0	
Numbers and Lottery	0	0	0	0	0	0	0	0	0	0	0	0	0	0	0	0	0	0	0	0	0	0	0	0	0	0	0	0	0	0	0	0	0	0	
All Other Gambling	0	0	0	0	0	0	0	0	0	0	0	0	0	0	0	0	0	0	0	0	0	0	0	0	0	0	0	0	0	0	0	0	0	1	
Total Gambling Violations:	0	0	0	0	0	0	0	0	0	0	0	0	0	0	0	0	0	0	0	0	0	0	0	0	0	0	0	0	0	0	0	0	0	1	
Miscellaneous:	Asian																											YTD							
Offenses Against the Family and Children	0	0	0	0	0	0	0	0	0	0	0	0	0	0	7	7	0	0	0	0	0	0	0	1	0	0	0	0	0	0	0	0	1	18	
Driving Under the Influence	1	0	1	0	0	1	1	0	0	2	0	0	0	1	33	19	0	9	1	0	4	0	0	93	0	91	0	2	0	0	0	0	0	344	
Liquor Laws	0	0	0	0	0	0	0	0	0	0	0	0	0	15	12	0	2	1	0	0	0	0	0	0	0	0	0	0	0	0	0	0	0	35	
Drunkenness	0	0	0	0	0	0	0	0	2	0	0	0	0	0	0	0	0	0	0	0	0	0	1	0	1	0	0	0	0	0	0	0	0	4	
Disorderly Conduct	0	0	0	0	0	0	0	0	0	0	0	0	0	0	3	3	0	0	0	0	0	0	0	0	0	0	0	0	0	0	0	0	0	31	
Vagrancy	0	0	0	0	0	0	0	0	0	0	0	0	0	1	1	0	0	0	0	0	0	0	1	0	0	0	0	1	0	0	0	0	0	91	
All Other Offenses (Except Traffic)	1	1	0	0	0	0	0	0	12	0	0	0	0	167	95	0	36	0	0	36	0	0	40	2	30	4	3	1	0	0	0	0	1,460		
Suspicion	0	0	0	0	0	0	0	0	0	0	0	0	0	0	0	0	0	0	0	0	0	0	0	0	0	0	0	0	0	0	0	0	0	0	
Curfew and Loitering Law Violations	0	0	0	0	0	0	0	0	0	0	0	0	0	0	0	0	0	0	0	0	0	0	0	0	0	0	0	0	0	0	0	0	0	0	
Runaways	0	0	0	0	0	0	0	0	0	0	0	0	0	0	0	0	0	0	0	0	0	0	0	0	0	0	0	0	0	0	0	0	0	0	
Total Miscellaneous Violations:	2	1	1	0	0	1	1	0	0	16	0	0	0	1	226	137	0	47	2	0	40	0	0	136	2	122	4	5	2	0	0	0	1	1,983	
Human Trafficking:	Asian																											YTD							
Human Trafficking/ Commercial Sex Acts	0	0	0	0	0	0	0	0	0	0	0	0	0	0	0	0	0	0	0	0	0	0	0	0	0	0	0	0	0	0	0	0	0	0	
Human Trafficking/ Involuntary Servitude	0	0	0	0	0	0	0	0	0	0	0	0	0	0	0	0	0	0	0	0	0	0	0	0	0	0	0	0	0	0	0	0	0	0	
Total Human Trafficking Violations:	0	0	0	0	0	0	0	0	0	0	0	0	0	0	0	0	0	0	0	0	0	0	0	0	0	0	0	0	0	0	0	0	0	0	
Total ASR Race - Adult	2	1	1	0	0	5	5	0	0	21	3	0	3	1	359	218	0	82	3	0	56	0	0	147	5	128	4	5	2	0	0	0	3	3,617	

2018 State of Nevada Arrest Information

Adult Arrests - Races State Totals 2018	Carson City So	COUNTY: Churchill	Churchill Co	Fallon PD	COUNTY: Clark	Boulder PD	Clark Co School Dist	College of SNV	Henderson PD	LV Metro	LV Fire & Rescue	Mesquite PD	NLV Fire & Rescue	NLV PD	UNLV PD	Douglas Co	COUNTY: Elko	Carlin PD	Elko PD	Elko CO	West Wendover PD	Esmeralda Co	Eureka Co
Index Crimes:																							
Hawaii/ Islander																							
Murder and Nonnegligent Manslaughter	0	0	0	0	0	0	0	0	0	0	0	0	0	0	0	0	0	0	0	0	0	0	0
Manslaughter by Negligence	0	0	0	0	0	0	0	0	0	0	0	0	0	0	0	0	0	0	0	0	0	0	0
Rape	0	0	0	0	0	0	0	0	0	0	0	0	0	0	0	0	0	0	0	0	0	0	0
Robbery	0	0	0	0	0	0	0	0	0	0	0	0	0	0	0	0	0	0	0	0	0	0	0
Aggravated Assault (Return A - 4a-d)	0	0	0	0	2	0	0	0	0	1	0	0	0	1	0	0	0	0	0	0	0	0	0
Burglary - Breaking or Entering	0	0	0	0	1	0	0	0	0	0	0	0	0	1	0	0	0	0	0	0	0	0	0
Larceny - Theft (Except Motor Vehicle Theft)	0	0	0	0	3	0	0	0	1	2	0	0	0	0	0	0	1	0	1	0	0	0	0
Motor Vehicle Theft	0	0	0	0	0	0	0	0	0	0	0	0	0	0	0	0	1	0	0	0	1	0	0
Arson	0	0	0	0	0	0	0	0	0	0	0	0	0	0	0	0	0	0	0	0	0	0	0
Total Index Crimes Violations:	0	0	0	0	6	0	0	0	1	3	0	0	0	2	0	0	2	0	1	0	1	0	0
Other Offenses:																							
Hawaii/ Islander																							
Other Assaults (Return A - 4e)	0	0	0	0	7	0	0	0	2	5	0	0	0	0	0	0	0	0	0	0	0	0	0
Forgery and Counterfeiting	0	0	0	0	0	0	0	0	0	0	0	0	0	0	0	0	0	0	0	0	0	0	0
Fraud	0	0	0	0	0	0	0	0	0	0	0	0	0	0	0	0	0	0	0	0	0	0	0
Embezzlement	0	0	0	0	0	0	0	0	0	0	0	0	0	0	0	0	0	0	0	0	0	0	0
Stolen Property; Buying, Receiving, Possessing	0	0	0	0	0	0	0	0	0	0	0	0	0	0	0	0	0	0	0	0	0	0	0
Vandalism	0	0	0	0	2	0	0	0	0	2	0	0	0	0	0	0	0	0	0	0	0	0	0
Weapons; Carrying, Possessing, etc.	0	0	0	0	0	0	0	0	0	0	0	0	0	0	0	0	0	0	0	0	0	0	0
Total Other Offense Violations:	0	0	0	0	9	0	0	0	2	7	0	0	0	0	0	0	0	0	0	0	0	0	0
Prostitution and Commercialized Vice:																							
Hawaii/ Islander																							
Prostitution	0	0	0	0	1	0	0	0	0	1	0	0	0	0	0	0	0	0	0	0	0	0	0
Assisting or Promoting Prostitution	0	0	0	0	0	0	0	0	0	0	0	0	0	0	0	0	0	0	0	0	0	0	0
Purchasing Prostitution	0	0	0	0	0	0	0	0	0	0	0	0	0	0	0	0	0	0	0	0	0	0	0
Total Prostitution & Commercialized Vice Violations:	0	0	0	0	1	0	0	0	0	1	0	0	0	0	0	0	0	0	0	0	0	0	0
Sex Offenses (Except Forcible Rape and Prostitution)																							
Hawaii/ Islander																							
Sex Offenses (Except Forcible Rape and Prostitution)	0	0	0	0	0	0	0	0	0	0	0	0	0	0	0	0	0	0	0	0	0	0	0

2018 State of Nevada Arrest Information

Adult Arrests - Races State Totals 2018	Carson City So	COUNTY: Churchill	Churchill Co	Fallon PD	COUNTY: Clark	Boulder PD	Clark Co School Dist	College of SWV	Henderson PD	LV Metro	LV Fire & Rescue	Mesquite PD	NLV Fire & Rescue	NLV PD	UNLV PD	Douglas Co	COUNTY: Elko	Carlin PD	Elko PD	Elko CO	West Wendover PD	Esmeralda Co	Eureka Co
	Drug Abuse Violations:																						
Sale/Manufacturing:																							
Opium or Cocaine and Their Derivatives (Morphine, Heroin, Codeine)	0	0	0	0	1	0	0	0	0	1	0	0	0	0	0	0	0	0	0	0	0	0	0
Marijuana	0	0	0	0	0	0	0	0	0	0	0	0	0	0	0	0	0	0	0	0	0	0	0
Synthetic Narcotics - Manufactured Narcotics Which Can Cause TrueDrug Addiction (Demerol, Methadones)	0	0	0	0	0	0	0	0	0	0	0	0	0	0	0	0	0	0	0	0	0	0	0
Other - Dangerous Nonnarcotic Drugs (Barbiturates, Benzadrine)	0	0	0	0	0	0	0	0	0	0	0	0	0	0	0	0	0	0	0	0	0	0	0
Possession:	0	0	0	0	4	0	0	0	0	0	0	0	0	1	3	0	0	0	0	0	0	0	0
Opium or Cocaine and Their Derivatives (Morphine, Heroin, Codeine)	0	0	0	0	0	0	0	0	0	0	0	0	0	0	0	0	0	0	0	0	0	0	0
Marijuana	0	0	0	0	1	0	0	0	0	0	0	0	0	0	1	0	0	0	0	0	0	0	0
Synthetic Narcotics - Manufactured Narcotics Which Can Cause TrueDrug Addiction (Demerol, Methadones)	0	0	0	0	2	0	0	0	0	0	0	0	0	0	2	0	0	0	0	0	0	0	0
Other - Dangerous Nonnarcotic Drugs (Barbiturates, Benzadrine)	0	0	0	0	1	0	0	0	0	0	0	0	0	1	0	0	0	0	0	0	0	0	0
Total Drug Abuse Violations:	0	0	0	0	5	0	0	0	0	1	0	0	0	1	3	0	0	0	0	0	0	0	0
Gambling:																							
Hawaiin/ Islander																							
Bookmaking (Horse and Sport Book)	0	0	0	0	0	0	0	0	0	0	0	0	0	0	0	0	0	0	0	0	0	0	0
Numbers and Lottery	0	0	0	0	0	0	0	0	0	0	0	0	0	0	0	0	0	0	0	0	0	0	0
All Other Gambling	0	0	0	0	0	0	0	0	0	0	0	0	0	0	0	0	0	0	0	0	0	0	0
Total Gambling Violations:	0	0	0	0	0	0	0	0	0	0	0	0	0	0	0	0	0	0	0	0	0	0	0
Miscellaneous:																							
Hawaiin/ Islander																							
Offenses Against the Family and Children	0	0	0	0	0	0	0	0	0	0	0	0	0	0	0	0	0	0	0	0	0	0	0
Driving Under the Influence	0	0	0	0	1	0	0	0	0	0	0	0	0	1	0	0	2	0	1	0	1	0	0
Liquor Laws	0	0	0	0	0	0	0	0	0	0	0	0	0	0	0	0	0	0	0	0	0	0	0
Drunkenness	0	0	0	0	0	0	0	0	0	0	0	0	0	0	0	0	0	0	0	0	0	0	0
Disorderly Conduct	0	0	0	0	1	0	0	0	0	0	0	0	0	1	0	0	2	0	2	0	0	0	0
Vagrancy	1	0	0	0	1	0	0	1	0	0	0	0	0	0	0	0	0	0	0	0	0	0	0
All Other Offenses (Except Traffic)	1	0	0	0	18	0	0	0	10	5	0	0	0	1	2	0	2	0	0	0	2	0	0
Suspicion	0	0	0	0	0	0	0	0	0	0	0	0	0	0	0	0	0	0	0	0	0	0	0
Curfew and Loitering Law Violations	0	0	0	0	0	0	0	0	0	0	0	0	0	0	0	0	0	0	0	0	0	0	0
Runaways	0	0	0	0	0	0	0	0	0	0	0	0	0	0	0	0	0	0	0	0	0	0	0
Total Miscellaneous Violations:	2	0	0	0	21	0	0	1	10	5	0	0	0	3	2	0	6	0	3	0	3	0	0
Human Trafficking:																							
Hawaiin/ Islander																							
Human Trafficking/ Commercial Sex Acts	0	0	0	0	0	0	0	0	0	0	0	0	0	0	0	0	0	0	0	0	0	0	0
Human Trafficking/ Involuntary Servitude	0	0	0	0	0	0	0	0	0	0	0	0	0	0	0	0	0	0	0	0	0	0	0
Total Human Trafficking Violations:	0	0	0	0	0	0	0	0	0	0	0	0	0	0	0	0	0	0	0	0	0	0	0
Total ASR Race - Adult	2	0	0	0	42	0	0	1	13	17	0	0	0	6	5	0	8	0	4	0	4	0	0

2018 State of Nevada Arrest Information

Adult Arrests - Races State Totals 2018	COUNTY: Humboldt	Humboldt Co	Winnemucca PD	Lander Co	Lincoln Co	COUNTY: Lyon	Lyon Co	Yerington PD	Mineral Co	Nye Co	COUNTY: Pershing	Lovelock PD	Pershing Co	Storey Co	COUNTY: Washoe	Reno PD	Reno-Tahoe Airport Auth	Sparks PD	UNR	Washoe School Dist	Washoe Co	Reno Muni Court	White Pine Co	COUNTY: Statewide	NDI	NHP - Southern	NHP - Northeastern	NHP - Northwestern	Capital Police	Fire Marshal	DOWL	Secretary of State	Attorney General	Hawaii/ Islander	
Index Crimes: Hawaiiin/ Islander																																			
Murder and Nonnegligent Manslaughter	0	0	0	0	0	0	0	0	0	0	0	0	0	0	0	0	0	0	0	0	0	0	0	0	0	0	0	0	0	0	0	0	0	0	
Manslaughter by Negligence	0	0	0	0	0	0	0	0	0	0	0	0	0	0	0	0	0	0	0	0	0	0	0	0	0	0	0	0	0	0	0	0	0	0	
Rape	0	0	0	0	0	0	0	0	0	0	0	0	0	0	0	0	0	0	0	0	0	0	0	0	0	0	0	0	0	0	0	0	0	0	
Robbery	0	0	0	0	0	0	0	0	0	0	0	0	0	0	0	0	0	0	0	0	0	0	0	0	0	0	0	0	0	0	0	0	0	0	
Aggravated Assault (Return A - 4a-d)	0	0	0	0	0	0	0	0	0	0	0	0	0	0	0	0	0	0	0	0	0	0	0	0	0	0	0	0	0	0	0	0	0	2	
Burglary - Breaking or Entering	0	0	0	0	0	0	0	0	0	0	0	0	0	0	0	0	0	0	0	0	0	0	0	0	0	0	0	0	0	0	0	0	0	1	
Larceny - Theft (Except Motor Vehicle Theft)	0	0	0	0	0	0	0	0	0	0	0	0	0	0	1	1	0	0	0	0	0	0	0	0	0	0	0	0	0	0	0	0	0	5	
Motor Vehicle Theft	0	0	0	0	0	0	0	0	0	0	0	0	0	0	0	0	0	0	0	0	0	0	0	0	0	0	0	0	0	0	0	0	0	1	
Arson	0	0	0	0	0	0	0	0	0	0	0	0	0	0	0	0	0	0	0	0	0	0	0	0	0	0	0	0	0	0	0	0	0	0	
Total Index Crimes Violations:	0	0	0	0	0	0	0	0	0	0	0	0	0	0	1	1	0	0	0	0	0	0	0	0	0	0	0	0	0	0	0	0	0	9	
Other Offenses: Hawaiiin/ Islander																																			
Other Assaults (Return A - 4e)	0	0	0	0	0	0	0	0	0	0	0	0	0	0	0	0	0	0	0	0	0	0	0	0	0	0	0	0	0	0	0	0	0	7	
Forgery and Counterfeiting	0	0	0	0	0	0	0	0	0	0	0	0	0	0	0	0	0	0	0	0	0	0	0	0	0	0	0	0	0	0	0	0	0	0	
Fraud	0	0	0	0	0	0	0	0	0	0	0	0	0	0	0	0	0	0	0	0	0	0	0	0	0	0	0	0	0	0	0	0	0	0	
Embezzlement	0	0	0	0	0	0	0	0	0	0	0	0	0	0	0	0	0	0	0	0	0	0	0	0	0	0	0	0	0	0	0	0	0	0	
Stolen Property; Buying, Receiving, Possessing	0	0	0	0	0	0	0	0	0	0	0	0	0	1	0	0	0	0	0	0	0	0	0	0	0	0	0	0	0	0	0	0	0	0	1
Vandalism	0	0	0	0	0	0	0	0	0	0	0	0	0	0	0	0	0	0	0	0	0	0	0	0	0	0	0	0	0	0	0	0	0	2	
Weapons; Carrying, Possessing, etc.	0	0	0	0	0	0	0	0	0	0	0	0	0	0	0	0	0	0	0	0	0	0	0	1	0	0	0	0	0	0	0	0	0	0	1
Total Other Offense Violations:	0	0	0	0	0	0	0	0	0	0	0	0	0	1	0	0	0	0	0	0	0	0	0	1	0	0	0	0	0	0	0	0	0	11	
Prostitution and Commercialized Vice: Hawaiiin/ Islander																																			
Prostitution	0	0	0	0	0	0	0	0	0	0	0	0	0	0	0	0	0	0	0	0	0	0	0	0	0	0	0	0	0	0	0	0	0	1	
Assisting or Promoting Prostitution	0	0	0	0	0	0	0	0	0	0	0	0	0	0	0	0	0	0	0	0	0	0	0	0	0	0	0	0	0	0	0	0	0	0	
Purchasing Prostitution	0	0	0	0	0	0	0	0	0	0	0	0	0	0	0	0	0	0	0	0	0	0	0	0	0	0	0	0	0	0	0	0	0	0	
Total Prostitution & Commercialized Vice																																			
Violations:	0	0	0	0	0	0	0	0	0	0	0	0	0	0	0	0	0	0	0	0	0	0	0	0	0	0	0	0	0	0	0	0	0	1	
Sex Offenses (Except Forcible Rape and Prostitution) Hawaiiin/ Islander																																			
Sex Offenses (Except Forcible Rape and Prostitution)	0	0	0	0	0	0	0	0	0	0	0	0	0	0	0	0	0	0	0	0	0	0	0	0	0	0	0	0	0	0	0	0	0	0	

2018 State of Nevada Arrest Information

Adult Arrests - Races State Totals 2018	COUNTY: Humboldt	Humboldt Co	Winnemucca PD	Lander Co	Lincoln Co	COUNTY: Lyon	Lyon Co	Yerington PD	Mineral Co	Nye Co	COUNTY: Pershing	Lovelock PD	Pershing Co	Storey Co	COUNTY: Washoe	Reno PD	Reno-Tahoe Airport Auth	Sparks PD	UNR	Washoe School Dist	Washoe Co	Reno Muni Court	White Pine Co	COUNTY: Statewide	NDI	NHP - Southern	NHP - Northeastern	NHP - Northwestern	Capitol Police	Fire Marshal	DOWL	Secretary of State	Attorney General	Hawaii/ Islander				
Drug Abuse Violations:																																						
Hawaii/ Islander																																						
Sale/Manufacturing:																																						
Opium or Cocaine and Their Derivatives (Morphine, Heroin, Codeine)	0	0	0	0	0	0	0	0	0	0	0	0	0	0	0	0	0	0	0	0	0	0	0	0	0	0	0	0	0	0	0	0	0	0	0	1		
Marijuana	0	0	0	0	0	0	0	0	0	0	0	0	0	0	0	0	0	0	0	0	0	0	0	0	0	0	0	0	0	0	0	0	0	0	0	0	0	
Synthetic Narcotics - Manufactured Narcotics Which Can Cause TrueDrug Addiction (Demerol, Methadones)	0	0	0	0	0	0	0	0	0	0	0	0	0	0	0	0	0	0	0	0	0	0	0	0	0	0	0	0	0	0	0	0	0	0	0	0	0	
Other - Dangerous Nonnarcotic Drugs (Barbiturates, Benzadrine)	0	0	0	0	0	0	0	0	0	0	0	0	0	0	0	0	0	0	0	0	0	0	0	0	0	0	0	0	0	0	0	0	0	0	0	0	0	
Possession:																																						
Opium or Cocaine and Their Derivatives (Morphine, Heroin, Codeine)	0	0	0	0	0	0	0	0	0	0	0	0	0	0	0	0	0	0	0	0	0	0	0	0	0	0	0	0	0	0	0	0	0	0	0	0	0	
Marijuana	0	0	0	0	0	0	0	0	0	0	0	0	0	0	0	0	0	0	0	0	0	0	0	0	0	0	0	0	0	0	0	0	0	0	0	0	0	1
Synthetic Narcotics - Manufactured Narcotics Which Can Cause TrueDrug Addiction (Demerol, Methadones)	0	0	0	0	0	0	0	0	0	0	0	0	0	0	0	0	0	0	0	0	0	0	0	0	0	0	0	0	0	0	0	0	0	0	0	0	0	2
Other - Dangerous Nonnarcotic Drugs (Barbiturates, Benzadrine)	0	0	0	0	0	0	0	0	0	0	0	0	0	0	0	0	0	0	0	0	0	0	0	0	0	0	0	0	0	0	0	0	0	0	0	0	0	1
Total Drug Abuse Violations:																																						
Hawaii/ Islander																																						
Gambling:																																						
Bookmaking (Horse and Sport Book)	0	0	0	0	0	0	0	0	0	0	0	0	0	0	0	0	0	0	0	0	0	0	0	0	0	0	0	0	0	0	0	0	0	0	0	0	0	
Numbers and Lottery	0	0	0	0	0	0	0	0	0	0	0	0	0	0	0	0	0	0	0	0	0	0	0	0	0	0	0	0	0	0	0	0	0	0	0	0	0	0
All Other Gambling	0	0	0	0	0	0	0	0	0	0	0	0	0	0	0	0	0	0	0	0	0	0	0	0	0	0	0	0	0	0	0	0	0	0	0	0	0	0
Total Gambling Violations:																																						
Hawaii/ Islander																																						
Miscellaneous:																																						
Offenses Against the Family and Children	0	0	0	0	0	0	0	0	0	0	0	0	0	0	2	0	0	0	0	0	0	0	0	0	0	0	0	0	0	0	0	0	0	0	0	0	0	2
Driving Under the Influence	0	0	0	0	0	0	0	0	0	0	0	0	0	0	0	0	0	0	0	0	0	0	0	0	0	0	0	0	0	0	0	0	0	0	0	0	0	3
Liquor Laws	0	0	0	0	0	0	0	0	0	0	0	0	0	0	0	0	0	0	0	0	0	0	0	0	0	0	0	0	0	0	0	0	0	0	0	0	0	0
Drunkenness	0	0	0	0	0	0	0	0	0	0	0	0	0	0	0	0	0	0	0	0	0	0	0	0	0	0	0	0	0	0	0	0	0	0	0	0	0	0
Disorderly Conduct	0	0	0	0	0	0	0	0	0	0	0	0	0	0	0	0	0	0	0	0	0	0	0	0	0	0	0	0	0	0	0	0	0	0	0	0	0	3
Vagrancy	0	0	0	0	0	0	0	0	0	0	0	0	0	0	0	0	0	0	0	0	0	0	0	0	0	0	0	0	0	0	0	0	0	0	0	0	0	2
All Other Offenses (Except Traffic)	0	0	0	0	0	0	0	0	0	0	0	1	0	1	10	1	0	0	0	0	0	1	0	2	0	0	0	0	0	0	0	0	0	0	0	0	0	35
Suspicion	0	0	0	0	0	0	0	0	0	0	0	0	0	0	0	0	0	0	0	0	0	0	0	0	0	0	0	0	0	0	0	0	0	0	0	0	0	
Curfew and Loitering Law Violations	0	0	0	0	0	0	0	0	0	0	0	0	0	0	0	0	0	0	0	0	0	0	0	0	0	0	0	0	0	0	0	0	0	0	0	0	0	
Runaways	0	0	0	0	0	0	0	0	0	0	0	0	0	0	0	0	0	0	0	0	0	0	0	0	0	0	0	0	0	0	0	0	0	0	0	0	0	
Total Miscellaneous Violations:																																						
Hawaii/ Islander																																						
Human Trafficking:																																						
Human Trafficking/ Commercial Sex Acts	0	0	0	0	0	0	0	0	0	0	0	0	0	0	0	0	0	0	0	0	0	0	0	0	0	0	0	0	0	0	0	0	0	0	0	0	0	
Human Trafficking/ Involuntary Servitude	0	0	0	0	0	0	0	0	0	0	0	0	0	0	0	0	0	0	0	0	0	0	0	0	0	0	0	0	0	0	0	0	0	0	0	0	0	
Total Human Trafficking Violations:																																						
Total ASR Race - Adult																																						
	0	0	0	0	0	0	0	0	0	0	1	0	1	13	2	1	0	0	0	0	1	0	3	0	0	0	0	0	0	0	0	0	0	0	0	0	0	71

2018 State of Nevada Arrest Information

Adult Arrests - Ethnicity State Totals 2018	Hispanic																						
	Carson City So	COUNTY: Churchill	Churchill Co	Fallon PD	COUNTY: Clark	Boulder PD	Clark Co School Dist	College of SNV	Henderson PD	LV Metro	LV Fire & Rescue	Mesquite PD	NLV Fire & Rescue	NLV PD	UNLV PD	Douglas Co	COUNTY: Elko	Carlin PD	Elko PD	Elko CO	West Wendover PD	Esmeralda Co	Eureka Co
Index Crimes:	Hispanic																						
Murder and Nonnegligent Manslaughter	1	0	0	0	24	0	0	0	1	17	0	0	0	6	0	0	1	0	1	0	0	0	0
Manslaughter by Negligence	0	0	0	0	2	0	0	0	0	2	0	0	0	0	0	0	0	0	0	0	0	0	0
Rape	2	0	0	0	88	0	0	0	1	76	0	1	0	10	0	0	0	0	0	0	0	0	0
Robbery	1	0	0	0	137	0	1	0	9	105	0	1	0	21	0	0	1	0	1	0	0	0	0
Aggravated Assault (Return A - 4a-d)	40	5	5	0	614	0	10	0	14	370	0	2	0	218	0	0	8	3	2	2	1	0	1
Burglary - Breaking or Entering	6	3	3	0	238	0	6	0	21	172	0	2	0	37	0	0	5	0	5	0	0	0	0
Larceny - Theft (Except Motor Vehicle Theft)	5	0	0	0	556	0	2	0	152	342	0	1	0	59	0	0	3	0	3	0	0	0	0
Motor Vehicle Theft	3	0	0	0	66	0	0	0	5	48	0	0	0	10	3	0	0	0	0	0	0	0	0
Arson	0	0	0	0	4	0	0	0	1	2	0	0	0	1	0	0	0	0	0	0	0	0	0
Total Index Crimes Violations:	58	8	8	0	1,729	0	19	0	204	1,134	0	7	0	362	3	0	18	3	12	2	1	0	1
Other Offenses:	Hispanic																						
Other Assaults (Return A - 4e)	11	6	6	0	2,661	1	6	0	221	2,270	0	24	0	137	2	0	40	1	23	6	10	0	2
Forgery and Counterfeiting	1	0	0	0	52	0	0	0	1	42	0	3	0	6	0	0	3	0	0	1	2	0	0
Fraud	3	0	0	0	135	0	0	0	14	116	0	0	0	5	0	0	3	0	1	1	1	0	0
Embezzlement	1	0	0	0	30	0	0	0	4	21	0	0	0	5	0	0	0	0	0	0	0	0	0
Stolen Property; Buying, Receiving, Possessing	1	1	1	0	286	0	0	0	32	192	0	0	0	61	1	0	2	0	1	0	1	0	0
Vandalism	3	0	0	0	196	0	1	0	18	157	0	2	0	18	0	0	1	0	0	1	0	0	0
Weapons; Carrying, Possessing, etc.	4	0	0	0	295	0	5	0	19	241	0	0	0	30	0	0	7	1	4	1	1	0	0
Total Other Offense Violations:	24	7	7	0	3,655	1	12	0	309	3,039	0	29	0	262	3	0	56	2	29	10	15	0	2
Prostitution and Commercialized Vice:	Hispanic																						
Prostitution	0	0	0	0	276	0	0	0	0	276	0	0	0	0	0	0	0	0	0	0	0	0	0
Assisting or Promoting Prostitution	0	0	0	0	2	0	0	0	0	2	0	0	0	0	0	0	0	0	0	0	0	0	0
Purchasing Prostitution	0	0	0	0	3	0	0	0	0	3	0	0	0	0	0	0	0	0	0	0	0	0	0
Total Prostitution & Commercialized Vice Violations:	0	0	0	0	281	0	0	0	0	281	0	0	0	0	0	0	0	0	0	0	0	0	0
Sex Offenses (Except Forcible Rape and Prostitution)	Hispanic																						
Sex Offenses (Except Forcible Rape and Prostitution)	3	0	0	0	108	0	2	0	7	97	0	1	0	1	0	0	0	0	0	0	0	0	0

2018 State of Nevada Arrest Information

Adult Arrests - Ethnicity State Totals 2018	COUNTY: Humboldt																											Hispanic								
	Humboldt Co	Winnemucca PD	Lander Co	Lincoln Co	COUNTY: Lyon	Lyon Co	Yerington PD	Mineral Co	Nye Co	COUNTY: Pershing	Lovelock PD	Pershing Co	Storey Co	COUNTY: Washoe	Reno PD	Reno-Tahoe Airport Auth	Sparks PD	UNR	Washoe School Dist	Washoe Co	Reno Muni Court	White Pine Co	COUNTY: Statewide	NDI	NHP - Southern	NHP - Northeastern	NHP - Northwestern		Capitol Police	Fire Marshal	DOWL	Secretary of State	Attorney General	Attorney General	Attorney General	
Index Crimes:	Hispanic																											YTD								
Murder and Nonnegligent Manslaughter	1	0	1	0	0	0	0	0	0	0	0	0	0	0	1	0	0	1	0	0	0	0	0	0	0	0	0	0	0	0	0	0	0	28	28	28
Manslaughter by Negligence	0	0	0	0	0	0	0	0	0	0	0	0	0	0	0	0	0	0	0	0	0	0	0	0	0	0	0	0	0	0	0	0	0	2	2	2
Rape	1	1	0	0	0	0	0	0	0	0	0	0	0	0	2	2	0	0	0	0	0	0	0	0	0	0	0	0	0	0	0	0	93	93	93	
Robbery	0	0	0	0	0	0	0	0	0	0	0	0	0	0	16	7	0	8	0	0	1	0	0	0	0	0	0	0	0	0	0	0	155	155	155	
Aggravated Assault (Return A - 4a-d)	1	1	0	1	0	0	0	0	0	0	0	0	0	219	85	0	110	0	0	24	0	0	0	0	0	0	0	0	0	0	0	889	889	889		
Burglary - Breaking or Entering	3	1	2	0	0	0	0	0	0	0	0	0	0	58	23	0	27	1	0	7	0	1	4	4	0	0	0	0	0	0	0	318	318	318		
Larceny - Theft (Except Motor Vehicle Theft)	3	0	3	0	0	0	0	0	0	0	0	0	0	49	25	1	20	1	0	2	0	0	0	0	0	0	0	0	0	0	616	616	616			
Motor Vehicle Theft	2	0	2	0	0	0	0	0	0	1	0	1	0	33	15	0	17	0	0	1	0	0	0	0	0	0	0	0	0	0	105	105	105			
Arson	0	0	0	0	0	0	0	0	0	0	0	0	1	0	0	0	0	0	0	0	0	0	0	0	0	0	0	0	0	0	5	5	5			
Total Index Crimes Violations:	11	3	8	1	0	0	0	0	0	1	0	1	1	378	157	1	183	2	0	35	0	1	4	4	0	0	0	0	0	0	0	2,211	2,211	2,211		
Other Offenses:	Hispanic																											YTD								
Other Assaults (Return A - 4e)	21	6	15	5	0	0	0	0	0	0	1	0	1	0	56	24	0	27	1	1	3	0	0	0	0	0	0	0	0	0	0	0	2,803	2,803	2,803	
Forgery and Counterfeiting	1	0	1	0	0	0	0	0	0	0	0	0	0	7	2	1	4	0	0	0	0	1	2	2	0	0	0	0	0	0	0	0	67	67	67	
Fraud	2	2	0	0	0	0	0	0	0	0	0	0	0	21	5	0	13	0	0	3	0	0	7	3	0	0	0	0	0	0	4	171	171	171		
Embezzlement	0	0	0	0	0	0	0	0	0	0	0	0	0	5	2	0	3	0	0	0	0	2	0	0	0	0	0	0	0	2	38	38	38			
Stolen Property; Buying, Receiving, Possessing	3	3	0	0	0	0	0	0	0	0	1	0	1	0	17	4	0	12	1	0	0	0	2	0	0	0	0	0	0	2	313	313	313			
Vandalism	1	1	0	0	0	0	0	0	0	0	0	0	0	26	12	0	11	0	0	3	0	1	0	0	0	0	0	0	0	0	228	228	228			
Weapons; Carrying, Possessing, etc.	2	0	2	0	0	0	0	0	0	0	0	0	0	14	4	1	6	0	0	3	0	1	1	0	0	0	0	0	0	1	324	324	324			
Total Other Offense Violations:	30	12	18	5	0	0	0	0	0	0	2	0	2	0	146	53	2	76	2	1	12	0	3	14	5	0	0	0	0	0	0	0	9	3,944	3,944	3,944
Prostitution and Commercialized Vice:	Hispanic																											YTD								
Prostitution	0	0	0	0	0	0	0	0	0	0	0	0	0	0	0	0	0	0	0	0	0	0	0	0	0	0	0	0	0	0	0	0	276	276	276	
Assisting or Promoting Prostitution	0	0	0	0	0	0	0	0	0	0	0	0	0	1	0	0	0	1	0	0	0	0	0	0	0	0	0	0	0	0	0	0	3	3	3	
Purchasing Prostitution	0	0	0	0	0	0	0	0	0	0	0	0	0	0	0	0	0	0	0	0	0	0	0	0	0	0	0	0	0	0	0	3	3	3		
Total Prostitution & Commercialized Vice	Hispanic																											YTD								
Violations:	0	0	0	0	0	0	0	0	0	0	0	0	0	1	0	0	0	1	0	0	0	0	0	0	0	0	0	0	0	0	0	0	0	282	282	282
Sex Offenses (Except Forcible Rape and Prostitution)	Hispanic																											YTD								
Sex Offenses (Except Forcible Rape and Prostitution)	0	0	0	2	0	0	0	0	0	0	0	0	0	10	6	0	2	0	1	1	0	0	0	0	0	0	0	0	0	0	0	0	0	123	123	123

2018 State of Nevada Arrest Information

Adult Arrests - Ethnicity State Totals 2018	COUNTY: Humboldt																				COUNTY: Statewide		NDI		NHP - Southern		NHP - Northeastern		NHP - Northwestern		Capitol Police		Fire Marshal		DOWL		Secretary of State		Attorney General		Attorney General		Attorney General		Hispanic	YTD						
	Humboldt Co	Winnemucca PD	Lander Co	Lincoln Co	County: Lyon	Lyon Co	Yerington PD	Mineral Co	Nye Co	County: Pershing	Levelock PD	Pershing Co	Storey Co	County: Washoe	Reno PD	Reno-Tahoe Airport Auth	Sparis PD	UNR	Washoe School Dist	Washoe Co	Reno Muni Court	White Pine Co	NDI	NHP - Southern	NHP - Northeastern	NHP - Northwestern	Capitol Police	Fire Marshal	DOWL	Secretary of State	Attorney General	Attorney General	Attorney General																			
Drug Abuse Violations:	Hispanic																																																			
Sale/Manufacturing:	1	0	1	0	0	0	0	0	0	0	0	0	0	11	4	1	5	0	1	0	0	0	18	18	0	0	0	0	0	0	331	331	331																			
Opium or Cocaine and Their Derivatives (Morphine, Heroin, Codeine)	0	0	0	0	0	0	0	0	0	0	0	0	0	7	3	0	4	0	0	0	0	0	0	0	0	0	0	0	0	0	89	89	89																			
Marijuana	0	0	0	0	0	0	0	0	0	0	0	0	0	1	1	0	0	0	0	0	0	0	2	2	0	0	0	0	0	0	50	50	50																			
Synthetic Narcotics - Manufactured Narcotics Which Can Cause TrueDrug Addiction Demerol, Methadones)	1	0	1	0	0	0	0	0	0	0	0	0	0	3	0	1	1	0	1	0	0	0	9	9	0	0	0	0	0	0	69	69	69																			
Other - Dangerous Nonnarcotic Drugs (Barbiturates, Benzedrine)	0	0	0	0	0	0	0	0	0	0	0	0	0	0	0	0	0	0	0	0	0	0	7	7	0	0	0	0	0	0	123	123	123																			
Possession:	5	4	1	0	0	0	0	0	1	0	9	0	9	0	17	4	0	1	2	4	6	0	0	5	5	0	0	0	0	0	0	1,366	1,366	1,366																		
Opium or Cocaine and Their Derivatives (Morphine, Heroin, Codeine)	2	2	0	0	0	0	0	0	0	3	0	3	0	0	0	0	0	0	0	0	0	0	0	0	0	0	0	0	0	0	169	169	169																			
Marijuana	2	2	0	0	0	0	0	0	0	0	0	0	0	14	4	0	0	2	4	4	0	0	0	0	0	0	0	0	0	0	144	144	144																			
Synthetic Narcotics - Manufactured Narcotics Which Can Cause TrueDrug Addiction (Demerol, Methadones)	1	0	1	0	0	0	0	0	1	0	0	0	0	1	0	0	1	0	0	0	0	0	5	5	0	0	0	0	0	0	235	235	235																			
Other - Dangerous Nonnarcotic Drugs (Barbiturates, Benzedrine)	0	0	0	0	0	0	0	0	0	6	0	6	0	2	0	0	0	0	0	2	0	0	0	0	0	0	0	0	0	0	818	818	818																			
Total Drug Abuse Violations:	6	4	2	0	0	0	0	0	1	0	9	0	9	0	28	8	1	6	2	5	6	0	0	23	23	0	0	0	0	0	0	1,697	1,697	1,697																		
Gambling:	Hispanic																																																			
Bookmaking (Horse and Sport Book)	0	0	0	0	0	0	0	0	0	0	0	0	0	0	0	0	0	0	0	0	0	0	0	0	0	0	0	0	0	0	0	0	0	0	0																	
Numbers and Lottery	0	0	0	0	0	0	0	0	0	0	0	0	0	0	0	0	0	0	0	0	0	0	0	0	0	0	0	0	0	0	0	0	0	0	0																	
All Other Gambling	0	0	0	0	0	0	0	0	0	0	0	0	0	0	0	0	0	0	0	0	0	0	0	0	0	0	0	0	0	0	0	0	0	0	0																	
Total Gambling Violations:	0	0	0	0	0	0	0	0	0	0	0	0	0	0	0	0	0	0	0	0	0	0	0	0	0	0	0	0	0	0	0	0	0	0	0																	
Miscellaneous:	Hispanic																																																			
Offenses Against the Family and Children	4	4	0	0	0	0	0	0	0	0	0	0	0	1	33	10	0	18	0	1	4	0	1	1	0	0	0	0	0	0	1	131	131	131																		
Driving Under the Influence	7	3	4	4	0	0	0	0	1	0	6	0	6	5	281	153	1	93	0	2	32	0	1	3	1	0	0	0	0	0	0	1,912	1,912	1,912																		
Liquor Laws	0	0	0	1	0	0	0	0	0	0	0	0	0	0	48	26	0	19	3	0	0	0	0	0	0	0	0	0	0	0	0	0	0	0	0																	
Drunkenness	1	0	1	0	0	0	0	0	1	0	0	0	0	0	0	0	0	0	0	0	0	0	0	0	0	0	0	0	0	0	0	0	0	0	0																	
Disorderly Conduct	3	0	3	0	0	0	0	0	0	0	0	0	0	13	1	0	8	0	4	0	0	1	0	0	0	0	0	0	0	0	0	0	0	0	0																	
Vagrancy	0	0	0	0	0	0	0	0	0	0	0	0	0	0	0	0	0	0	0	0	0	0	0	0	0	0	0	0	0	0	0	0	0	0	0																	
All Other Offenses (Except Traffic)	26	16	10	10	0	0	0	0	4	0	9	2	7	26	653	138	1	397	2	9	106	0	7	8	8	0	0	0	0	0	0	0	0	0	0																	
Suspicion	0	0	0	0	0	0	0	0	0	0	0	0	0	0	0	0	0	0	0	0	0	0	0	0	0	0	0	0	0	0	0	0	0	0	0																	
Curfew and Loitering Law Violations	0	0	0	0	0	0	0	0	0	0	0	0	0	0	0	0	0	0	0	0	0	0	0	0	0	0	0	0	0	0	0	0	0	0	0																	
Runaways	0	0	0	0	0	0	0	0	0	0	0	0	0	0	0	0	0	0	0	0	0	0	0	0	0	0	0	0	0	0	0	0	0	0	0																	
Total Miscellaneous Violations:	41	23	18	15	0	0	0	0	6	0	15	2	13	32	1,028	328	2	535	5	16	142	0	10	12	9	0	0	0	0	0	0	0	0	0	0																	
Human Trafficking:	Hispanic																																																			
Human Trafficking/ Commercial Sex Acts	1	0	1	0	0	0	0	0	0	0	0	0	0	0	0	0	0	0	0	0	0	0	0	0	0	0	0	0	0	0	0	0	0	0	0																	
Human Trafficking/ Involuntary Servitude	0	0	0	0	0	0	0	0	0	0	0	0	0	0	0	0	0	0	0	0	0	0	0	0	0	0	0	0	0	0	0	0	0	0	0																	
Total Human Trafficking Violations:	1	0	1	0	0	0	0	0	0	0	0	0	0	0	0	0	0	0	0	0	0	0	0	0	0	0	0	0	0	0	0	0	0	0	0																	
Total ASR Race - Adult	89	42	47	23	0	0	0	0	7	0	27	2	25	33	1,591	552	6	802	12	23	196	0	14	53	41	0	0	0	0	0	0	0	0	0	0																	

2018 State of Nevada Arrest Information

Adults Arrests - Ethnicity State Totals 2018	Carson City So		COUNTY: Churchill		Churchill Co		Fallon PD		COUNTY: Clark		Boulder PD		Clark Co School Dist		College of SNV		Henderson PD		LV Metro		LV Fire & Rescue		Mesquite PD		NLV Fire & Rescue		NLV PD		UNLV PD		Douglas Co		COUNTY: Elko		Carlin PD		Elko PD		Elko CO		West Wendover PD		Esmeralda Co		Eureka Co	
---	----------------	--	-------------------	--	--------------	--	-----------	--	---------------	--	------------	--	----------------------	--	----------------	--	--------------	--	----------	--	------------------	--	-------------	--	-------------------	--	--------	--	---------	--	------------	--	--------------	--	-----------	--	---------	--	---------	--	------------------	--	--------------	--	-----------	--

Index Crimes:		Non-Hispanic																																										
Murder and Nonnegligent Manslaughter	1	0	0	0	110	1	0	0	2	91	0	0	0	16	0	0	3	0	1	2	0	0	0	0	0	0	0	0	0	0	0	0	0	0	0	0	0	0	0	0	0	0	0	0
Manslaughter by Negligence	0	0	0	0	3	0	0	0	0	1	0	1	0	1	0	0	0	0	0	0	0	0	0	0	0	0	0	0	0	0	0	0	0	0	0	0	0	0	0	0	0	0	0	0
Rape	4	0	0	0	183	0	0	0	4	161	0	5	0	13	0	0	1	0	0	1	0	0	0	0	0	0	0	0	0	0	0	0	0	0	0	0	0	0	0	0	0	0	0	
Robbery	3	2	2	0	733	1	2	0	54	607	0	1	0	67	1	0	12	0	12	0	0	0	0	0	0	0	0	0	0	0	0	0	0	0	0	0	0	0	0	0	0	0	0	
Aggravated Assault (Return A - 4a-d)	199	7	7	0	2,350	5	21	0	114	1,727	0	5	0	471	7	0	49	9	12	24	4	0	0	3	0	0	0	0	0	0	0	0	0	0	0	0	0	0	0	0	0	0	0	
Burglary - Breaking or Entering	101	28	28	0	1,480	4	12	0	108	1,204	0	12	0	138	2	0	21	2	12	4	3	0	0	3	0	0	0	0	0	0	0	0	0	0	0	0	0	0	0	0	0	0	0	
Larceny - Theft (Except Motor Vehicle Theft)	119	10	10	0	3,398	5	1	1	624	2,479	0	41	0	241	6	0	50	3	28	18	1	0	0	1	0	0	0	0	0	0	0	0	0	0	0	0	0	0	0	0	0	0	0	
Motor Vehicle Theft	14	1	1	0	221	1	0	0	22	172	0	2	0	21	3	0	9	0	3	3	3	1	0	0	0	0	0	0	0	0	0	0	0	0	0	0	0	0	0	0	0	0	0	
Arson	1	4	4	0	26	0	0	0	2	11	0	0	0	12	1	0	0	0	0	0	0	0	0	0	0	0	0	0	0	0	0	0	0	0	0	0	0	0	0	0	0	0	0	
Total Index Crimes Violations:	442	52	52	0	8,504	17	36	1	930	6,453	0	67	0	980	20	0	145	14	68	52	11	1	7																					

Other Offenses:		Non-Hispanic																																									
Other Assaults (Return A - 4e)	32	41	41	0	11,394	53	6	0	1,067	9,790	0	78	0	382	18	0	148	0	62	66	20	1	5																				
Forgery and Counterfeiting	4	0	0	0	220	0	2	0	11	189	0	4	0	13	1	0	18	0	3	9	6	1	1																				
Fraud	38	7	7	0	1,007	3	0	1	76	895	0	0	0	29	3	0	11	0	6	5	0	0	0																				
Embezzlement	14	1	1	0	134	1	2	1	15	107	0	1	0	7	0	0	9	0	0	9	0	0	0																				
Stolen Property; Buying, Receiving, Possessing	15	13	13	0	1,075	2	1	1	103	874	0	8	0	85	1	0	14	3	4	4	3	0	0																				
Vandalism	17	4	4	0	777	4	0	0	53	661	0	11	0	47	1	0	20	0	3	17	0	0	0																				
Weapons; Carrying, Possessing, etc.	10	5	5	0	1,255	8	11	4	93	1,054	0	0	0	81	4	0	33	2	11	19	1	1	1																				
Total Other Offense Violations:	130	71	71	0	15,862	71	22	7	1,418	13,570	0	102	0	644	28	0	253	5	89	129	30	3	7																				

Prostitution and Commercialized Vice:		Non-Hispanic																																									
Prostitution	0	0	0	0	2,414	0	0	0	0	2,414	0	0	0	0	0	0	0	0	0	0	0	0	0																				
Assisting or Promoting Prostitution	0	0	0	0	26	0	0	0	0	26	0	0	0	0	0	0	0	0	0	0	0	0	0																				
Purchasing Prostitution	0	0	0	0	9	0	0	0	0	9	0	0	0	0	0	0	3	0	3	0	0	0	0																				
Total Prostitution & Commercialized Vice																																											
Violations:	0	0	0	0	2,449	0	0	0	0	2,449	0	0	0	0	0	0	3	0	3	0	0	0	0																				

Sex Offenses (Except Forcible Rape and Prostitution)		Non-Hispanic																																									
Sex Offenses (Except Forcible Rape and Prostitution)	22	0	0	0	544	1	0	1	34	500	0	3	0	3	2	0	5	1	2	1	1	0	1																				

2018 State of Nevada Arrest Information

Adults Arrests - Ethnicity State Totals 2018	COUNTY: Humboldt																												Non-Hispanic						
	Humboldt Co	Winnemucca PD	Lander Co	Lincoln Co	COUNTY: Lyon	Lyon Co	Yerington PD	Mineral Co	Nye Co	COUNTY: Pershing	Lovelock PD	Pershing Co	Storey Co	COUNTY: Washoe	Reno PD	Reno-Tahoe Airport Auth	Sparks PD	UNR	Washoe School Dist	Washoe Co	Reno Muni Court	White Pine Co	COUNTY: Statewide	NDI	NHP - Southern	NHP - Northeastern	NHP - Northwestern	Capitol Police		Fire Marshal	DOWL	Secretary of State	Attorney General		
Index Crimes:	Non-Hispanic																												YTD						
Murder and Nonnegligent Manslaughter	1	1	0	0	0	0	0	0	0	0	0	0	0	0	13	9	0	1	0	0	3	0	0	4	4	0	0	0	0	0	0	0	0	133	
Manslaughter by Negligence	0	0	0	0	0	0	0	0	0	0	0	0	0	4	4	0	0	0	0	0	0	0	0	0	0	0	0	0	0	0	0	0	0	0	7
Rape	0	0	0	0	0	0	0	0	0	1	0	1	0	41	28	0	7	0	0	6	0	0	1	1	0	0	0	0	0	0	0	0	0	231	
Robbery	0	0	0	0	0	0	0	0	0	0	0	0	0	171	110	0	40	0	0	21	0	2	0	0	0	0	0	0	0	0	0	0	0	923	
Aggravated Assault (Return A - 4a-d)	5	2	3	7	0	0	0	0	0	2	4	2	2	4	1,348	761	1	323	1	1	261	0	1	3	3	0	0	0	0	0	0	0	0	3,982	
Burglary - Breaking or Entering	5	2	3	6	0	0	0	0	0	1	1	0	2	742	371	1	260	3	2	105	0	8	9	8	0	0	0	0	0	0	0	1	2,406		
Larceny - Theft (Except Motor Vehicle Theft)	12	0	12	5	0	0	0	0	3	0	1	1	0	2	859	618	0	201	4	0	36	0	3	4	1	0	0	0	1	0	0	0	2	4,467	
Motor Vehicle Theft	2	0	2	3	0	0	0	0	0	1	0	1	0	245	130	0	63	0	0	52	0	2	1	1	0	0	0	0	0	0	0	0	500		
Arson	0	0	0	0	0	0	0	0	1	0	0	0	0	15	10	0	2	0	0	3	0	0	0	0	0	0	0	0	0	0	0	0	47		
Total Index Crimes Violations:	25	5	20	21	0	0	0	0	4	2	8	4	4	9	3,438	2,041	2	897	8	3	487	0	16	22	18	0	0	0	1	0	0	0	3	12,696	
Other Offenses:	Non-Hispanic																												YTD						
Other Assaults (Return A - 4e)	71	39	32	18	0	0	0	0	6	2	6	4	2	4	613	411	1	111	8	8	74	0	4	6	2	0	0	0	4	0	0	0	0	12,351	
Forgery and Counterfeiting	1	0	1	0	0	0	0	0	3	2	2	1	1	1	49	16	1	17	1	0	14	0	1	11	11	0	0	0	0	0	0	0	0	314	
Fraud	2	1	1	0	0	0	0	0	3	4	0	0	0	0	336	209	0	75	0	0	52	0	0	19	12	0	0	0	1	0	0	0	6	1,427	
Embezzlement	0	0	0	0	0	0	0	0	1	1	0	0	0	0	56	33	0	19	0	0	4	0	1	3	1	0	0	0	0	0	0	0	2	220	
Stolen Property; Buying, Receiving, Possessing	6	5	1	3	0	0	0	0	0	0	1	0	1	2	150	71	0	34	1	2	42	0	3	2	2	0	0	0	0	0	0	0	0	1,284	
Vandalism	1	1	0	0	0	0	0	0	2	1	0	0	0	1	253	187	0	28	1	1	36	0	1	1	0	0	0	1	0	0	0	0	1,078		
Weapons; Carrying, Possessing, etc.	7	4	3	3	0	0	0	0	7	6	0	0	0	0	149	77	11	18	1	2	40	0	3	28	28	0	0	0	0	0	0	0	0	1,508	
Total Other Offense Violations:	88	50	38	24	0	0	0	0	22	16	9	5	4	8	1,606	1,004	13	302	12	13	262	0	13	70	56	0	0	0	6	0	0	0	8	18,182	
Prostitution and Commercialized Vice:	Non-Hispanic																												YTD						
Prostitution	0	0	0	0	0	0	0	0	1	0	0	0	0	0	55	53	0	1	0	0	1	0	0	5	5	0	0	0	0	0	0	0	2,475		
Assisting or Promoting Prostitution	0	0	0	0	0	0	0	0	0	0	0	0	0	0	0	0	0	0	0	0	0	0	0	0	0	0	0	0	0	0	0	0	0	26	
Purchasing Prostitution	0	0	0	0	0	0	0	0	0	0	0	0	0	0	0	0	0	0	0	0	0	0	0	0	0	0	0	0	0	0	0	0	0	12	
Total Prostitution & Commercialized Vice	Violations:																												YTD						
Sex Offenses (Except Forcible Rape and Prostitution)	0	0	0	2	0	0	0	0	0	0	1	0	1	0	97	73	0	12	1	1	10	0	0	0	0	0	0	0	0	0	0	0	0	672	

2018 State of Nevada Arrest Information

Adults Arrests - Ethnicity State Totals 2018		COUNTY: Humboldt	Humboldt Co	Winnemucca PD	Lander Co	Lincoln Co	COUNTY: Lyon	Lyon Co	Yerington PD	Mineral Co	Nye Co	COUNTY: Persim	Lowlock PD	Pershing Co	Storey Co	COUNTY: Washoe	Reno PD	Reno-Tahoe Airport Auth	Sparks PD	UNR	Washoe School Dist	Washoe Co	Reno Muni Court	White Pine Co	COUNTY: Statewide	NDI	NHP - Southern	NHP - Northeastern	NHP - Northwestern	Capitol Police	Fire Marshal	DOWL	Secretary of State	Attorney General	Non-Hispanic		
Drug Abuse Violations:		Non-Hispanic																												YTD							
Sale/Manufacturing:		1	0	1	0	0	0	0	0	7	0	17	0	17	2	65	23	8	10	0	0	24	0	0	71	71	0	0	0	0	0	0	0	0	0	1,460	
Opium or Cocaine and Their Derivatives (Morphine, Heroin, Codeine)		1	0	1	0	0	0	0	0	0	2	0	2	0	45	18	2	7	0	0	18	0	0	1	1	0	0	0	0	0	0	0	0	0	0	349	
Marijuana		0	0	0	0	0	0	0	0	0	1	0	1	1	14	4	2	3	0	0	5	0	0	4	4	0	0	0	0	0	0	0	0	0	0	408	
Synthetic Narcotics - Manufactured Narcotics Which Can Cause TrueDrug Addiction (Demerol, Methadones)		0	0	0	0	0	0	0	0	5	0	0	0	0	1	5	1	4	0	0	0	0	0	0	60	60	0	0	0	0	0	0	0	0	0	320	
Other - Dangerous Nonnarcotic Drugs (Barbiturates, Benzadrine)		0	0	0	0	0	0	0	0	2	0	14	0	14	0	1	0	0	0	0	0	1	0	0	6	6	0	0	0	0	0	0	0	0	0	383	
Possession:		23	11	12	0	0	0	0	0	16	0	78	0	78	1	68	18	2	3	20	3	22	0	11	43	43	0	0	0	0	0	0	0	0	0	5,834	
Opium or Cocaine and Their Derivatives (Morphine, Heroin, Codeine)		9	7	2	0	0	0	0	0	0	20	0	20	0	3	0	0	0	3	0	0	0	0	1	1	0	0	0	0	0	0	0	0	0	839		
Marijuana		8	4	4	0	0	0	0	0	5	0	2	0	2	0	38	14	1	2	7	1	13	0	0	4	4	0	0	0	0	0	0	0	0	0	669	
Synthetic Narcotics - Manufactured Narcotics Which Can Cause TrueDrug Addiction (Demerol, Methadones)		6	0	6	0	0	0	0	0	4	0	2	0	2	1	21	4	1	1	10	1	4	0	9	26	26	0	0	0	0	0	0	0	0	0	1,344	
Other - Dangerous Nonnarcotic Drugs (Barbiturates, Benzadrine)		0	0	0	0	0	0	0	0	7	0	54	0	54	0	6	0	0	0	0	1	5	0	2	12	12	0	0	0	0	0	0	0	0	0	2,982	
Total Drug Abuse Violations:		24	11	13	0	0	0	0	0	23	0	95	0	95	3	133	41	10	13	20	3	46	0	11	114	114	0	0	0	0	0	0	0	0	0	7,294	
Gambling:		Non-Hispanic																												YTD							
Bookmaking (Horse and Sport Book)		0	0	0	0	0	0	0	0	0	0	0	0	0	0	0	0	0	0	0	0	0	0	0	0	0	0	0	0	0	0	0	0	0	0	0	
Numbers and Lottery		0	0	0	0	0	0	0	0	0	0	0	0	0	0	0	0	0	0	0	0	0	0	0	0	0	0	0	0	0	0	0	0	0	0	0	
All Other Gambling		0	0	0	0	0	0	0	0	0	0	0	0	0	3	1	0	2	0	0	0	0	0	0	0	0	0	0	0	0	0	0	0	0	0	14	
Total Gambling Violations:		0	0	0	0	0	0	0	0	0	0	0	0	0	3	1	0	2	0	0	0	0	0	0	0	0	0	0	0	0	0	0	0	0	0	14	
Miscellaneous:		Non-Hispanic																												YTD							
Offenses Against the Family and Children		7	7	0	3	0	0	0	0	6	6	0	0	0	16	286	193	0	43	0	0	50	0	4	9	8	0	0	0	0	0	0	0	0	1	622	
Driving Under the Influence		42	25	17	22	0	0	0	0	33	11	8	3	5	24	1,192	709	4	190	14	5	270	0	5	4	4	0	0	0	0	0	0	0	0	0	0	5,301
Liquor Laws		3	1	2	13	0	0	0	0	8	0	0	0	0	0	1,790	1,672	0	68	39	0	11	0	0	1	0	0	0	0	0	1	0	0	0	0	2,820	
Drunkenness		4	0	4	0	0	0	0	0	15	20	0	0	0	0	0	0	0	0	0	0	0	0	5	6	6	0	0	0	0	0	0	0	0	0	62	
Disorderly Conduct		10	3	7	0	0	0	0	0	17	2	0	0	0	0	182	122	1	33	1	4	21	0	7	3	3	0	0	0	0	0	0	0	0	0	1,157	
Vagrancy		0	0	0	0	0	0	0	0	0	0	0	0	0	0	42	38	0	3	0	1	0	0	0	0	0	0	0	0	0	0	0	0	0	0	2,858	
All Other Offenses (Except Traffic)		131	87	44	71	0	0	0	0	126	86	55	12	43	149	11,143	7,233	16	1,787	20	23	2,064	0	105	135	129	0	0	0	5	0	0	1	0	47,341		
Suspicion		0	0	0	0	0	0	0	0	0	0	0	0	0	0	0	0	0	0	0	0	0	0	0	0	0	0	0	0	0	0	0	0	0	0	0	
Curfew and Loitering Law Violations		0	0	0	0	0	0	0	0	0	0	0	0	0	0	0	0	0	0	0	0	0	0	0	0	0	0	0	0	0	0	0	0	0	0	0	
Runaways		0	0	0	0	0	0	0	0	0	0	0	0	0	0	0	0	0	0	0	0	0	0	0	0	0	0	0	0	0	0	0	0	0	0	0	
Total Miscellaneous Violations:		197	123	74	109	0	0	0	0	205	125	63	15	48	189	14,635	9,967	21	2,124	74	33	2,416	0	126	158	150	0	0	0	6	0	0	1	1	60,161		
Human Trafficking:		Non-Hispanic																												YTD							
Human Trafficking/ Commercial Sex Acts		4	0	4	0	0	0	0	0	0	0	0	0	0	0	0	0	0	0	0	0	0	0	0	0	0	0	0	0	0	0	0	0	0	28		
Human Trafficking/ Involuntary Servitude		0	0	0	0	0	0	0	0	0	0	0	0	0	0	0	0	0	0	0	0	0	0	0	0	0	0	0	0	0	0	0	0	0	0	0	
Total Human Trafficking Violations:		4	0	4	0	0	0	0	0	0	0	0	0	0	0	0	0	0	0	0	0	0	0	0	0	0	0	0	0	0	0	0	0	0	0	28	
Total ASR Race - Adult		338	189	149	156	0	0	0	0	254	144	176	24	152	209	19,967	13,180	46	3,351	115	53	3,222	0	166	369	343	0	0	0	13	0	0	1	12	101,560		

THIS PAGE WAS LEFT INTENTIONALLY BLANK



References

- ¹Chapter 179A – Records of Criminal History and Information relating to Public Safety. (n.d.). Retrieved from <https://www.leg.state.nv.us/NRS/NRS-179A.html>
- ²Users (and Uses) of Crime Statistics. (n.d.). Retrieved from <https://www.nap.edu/read/23492/chapter/5>
- ³United States Census Bureau American Fact Finder. (June 2017). Retrieved from https://factfinder.census.gov/faces/tableservices/jsf/pages/productview.xhtml?pid=PEP_2016_PEPAN NRES&src=pt
- ⁴Governor Certified Population Estimates of Nevada's Counties, Cities and Towns 2000 to 2016. (n.d.). Retrieved from https://tax.nv.gov/uploadedFiles/taxnv.gov/Content/TaxLibrary/Governor_Certified_Population_2016.pdf
- ⁵Sibley, R. (May 1, 2015). The benefits of criminal justice data: Beyond policing. Retrieved from <https://sunlightfoundation.com/2015/05/01/the-benefits-of-criminal-justice-data-beyond-policing/>
- ⁶Criminal Justice Information. (2013). Retrieved from <https://ucr.fbi.gov/nibrs/summary-reporting-system-srs-user-manual>
- ⁷Nevada Land Statistics. (2016). Retrieved from <http://www.worldatlas.com/webimage/countrys/namerica/usstates/nvlandst.htm#page>
- ⁸Burglary Offenses, US States Census Bureau United States Quick Facts. (June 2018). Retrieved from <https://www.census.gov/quickfacts/>
- ⁹NACO County Explorer Mapping County Data. (June 2018). Retrieved from <http://explorer.naco.org/>
- ¹⁰Thomas, H. (n.d.). Public Lands in the State of Nevada: An Overview. Retrieved from <http://www.unce.unr.edu/publications/files/cd/2001/fs0132.pdf>
- ¹¹2016 Crime in the United States. (2018). Retrieved from <https://ucr.fbi.gov/crime-in-the-u.s/2016/crime-in-the-u.s.-2016/>
- ¹²History Channel: Nevada. (2009). Retrieved from <http://www.history.com/topics/us-states/nevada>
- ¹³Velez, D. (2018). Idaho is Nation's Fastest-Growing State, Census Bureau Reports. Retrieved from <https://www.census.gov/newsroom/press-releases/2017/estimates-idaho.html>
- ¹⁴Gaming Revenue Report. (2018). Retrieved from <https://gaming.nv.gov/modules/showdocument.aspx?documentid=14325>
- ¹⁵Nevada County Age, Sex, Race and Hispanic Origin Estimated and Projections 2000 to 2032. (n.d.). Retrieved from <http://nvdemography.org/wp-content/uploads/2014/06/2013-Nevada-Summary-Workbook-ASRHO-Estimates-and-Projections-REV-051614-B.pdf>
- ¹⁶UCR Offense Definitions. (2018). Retrieved from <https://www.ucrdatatool.gov/offenses.cfm>
- ¹⁷United States Attorney's Office, District of Nevada. (2018). Tribal Matters - Indian Country & Public Lands. Retrieved from <https://www.justice.gov/usao-nv/tribal-matters-indian-country-public-lands>





This concludes our publication.

Thank you for taking the time to read *Crime in Nevada*.

If you require further information you can contact us at:

**Nevada Department of Public Safety
Records, Communications and Compliance Division
333 West Nye Lane Suite 100
Carson City, NV 89706
(775) 684-6262
<http://rccd.nv.gov>**



THIS PAGE WAS LEFT INTENTIONALLY BLANK